


# FST8335M Datasheet

[www.digi-electronics.com](http://www.digi-electronics.com)



<https://www.DiGi-Electronics.com>

DiGi Electronics Part Number	FST8335M-DG
Manufacturer	<a href="#">GeneSiC Semiconductor</a>
Manufacturer Product Number	FST8335M
Description	DIODE MOD SCHOTT 35V 80A D61-3M
Detailed Description	Diode Array 1 Pair Common Cathode 35 V 80A (DC) Chassis Mount D61-3M

This model FST8335M is available at DiGi Electronics.

DiGi Electronics offers a global database of semiconductor and electronic component datasheets.

We welcome your inquiries regarding pricing, lead time, or other product-related questions.

 [Request a Quote](#)

 [Datasheet Search](#)



Tel: +00 852-30501935

RFQ Email: [Info@DiGi-Electronics.com](mailto:Info@DiGi-Electronics.com)

DiGi is a global authorized distributor of electronic components.

## Purchase and inquiry

Manufacturer Product Number:

FST8335M

Series:

-

Diode Configuration:

1 Pair Common Cathode

Voltage - DC Reverse (Vr) (Max):

35 V

Voltage - Forward (Vf) (Max) @ If:

650 mV @ 80 A

Current - Reverse Leakage @ Vr:

1.5 mA @ 20 V

Mounting Type:

Chassis Mount

Supplier Device Package:

D61-3M

Manufacturer:

GeneSIC Semiconductor

Product Status:

Obsolete

Technology:

Schottky

Current - Average Rectified (Io) (per Diode):

80A (DC)

Speed:

Fast Recovery =< 500ns, > 200mA (Io)

Operating Temperature - Junction:

-55°C ~ 150°C

Package / Case:

D61-3M

## Environmental & Export classification

Moisture Sensitivity Level (MSL):

1 (Unlimited)

HTSUS:

8541.10.0080

ECCN:

EAR99



## FST8320M thru FS

## Silicon Power Schottky Diode

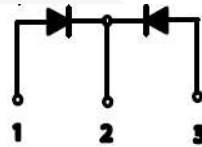
$$V_{RRM} = 20 \text{ V}$$

$$I_{F(AV)} = 80 \text{ A}$$

### Features

- High Surge Capability
- Types from 20 V to 40V  $V_{RRM}$
- Not ESD Sensitive

D61-3M Package



### Maximum ratings, at $T_j = 25^\circ\text{C}$ , unless otherwise specified

Parameter	Symbol	Conditions	FST8320M	FST78330M	FST8335M	FST8340M	Unit
Repetitive peak reverse voltage	$V_{RRM}$		20	30	35	40	V
RMS reverse voltage	$V_{RMS}$		14	21	25	28	V
DC blocking voltage	$V_{DC}$		20	30	35	40	V
Operating temperature	$T_j$		-55 to 150	-55 to 150	-55 to 150	-55 to 150	$^\circ\text{C}$
Storage temperature	$T_{stg}$		-55 to 150	-55 to 150	-55 to 150	-55 to 150	$^\circ\text{C}$

### Electrical characteristics, at $T_j = 25^\circ\text{C}$ , unless otherwise specified

Parameter	Symbol	Conditions	FST8320M	FST8330M	FST8335M	FST78340M	Unit
Average forward current (per pkg)	$I_{F(AV)}$	$T_C = 125^\circ\text{C}$	80	80	80	80	A
Peak forward surge current (per leg)	$I_{FSM}$	$t_p = 8.3 \text{ ms}$ , half sine	600	600	600	600	A
Maximum instantaneous forward voltage (per leg)	$V_F$	$I_{FM} = 40 \text{ A}$ , $T_j = 25^\circ\text{C}$	0.72	0.72	0.72	0.72	V
Maximum Instantaneous reverse current at rated DC blocking voltage (per leg)	$I_R$	$T_j = 25^\circ\text{C}$	1	1	1	1	mA
		$T_j = 100^\circ\text{C}$	10	10	10	10	
		$T_j = 150^\circ\text{C}$	30	30	30	30	

### Thermal characteristics

Thermal resistance, junction - case (per leg)	$R_{\theta JC}$		1.10	1.10	1.10	1.10	$^\circ\text{C/W}$
---	-----------------	--	------	------	------	------	--------------------

Figure .1- Typical Forward Characteristics

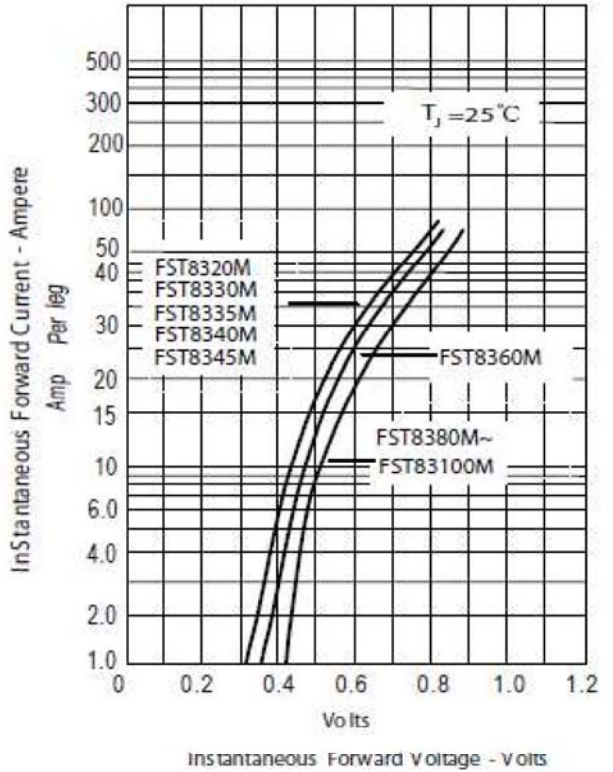


Figure .2- Forward Derating Curve

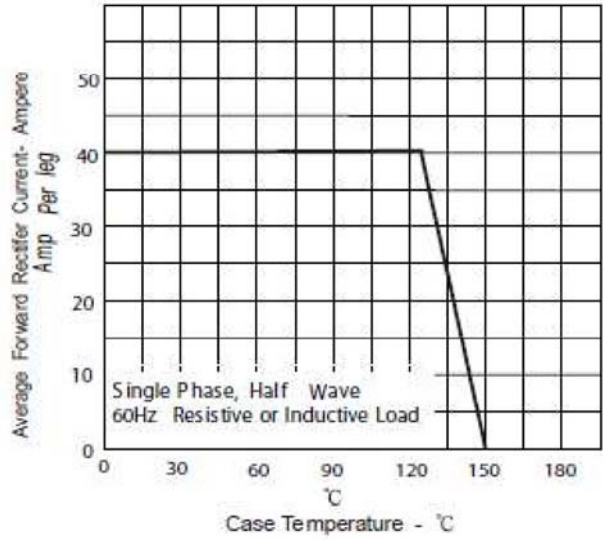


Figure.3-Peak Forward Surge Current

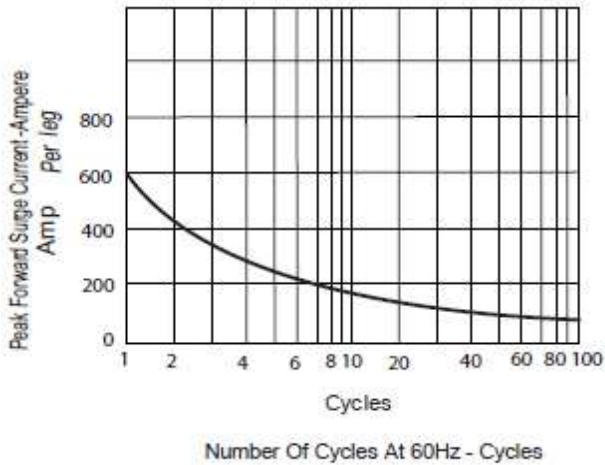
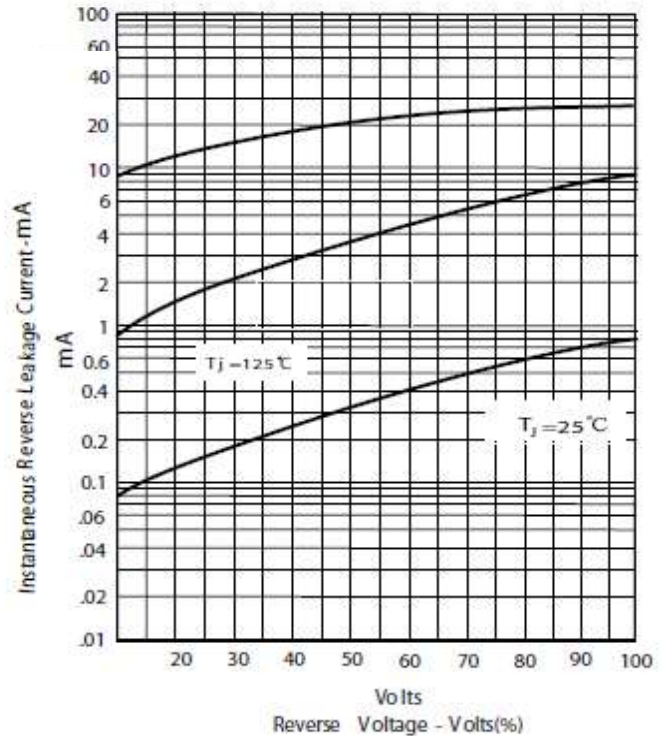
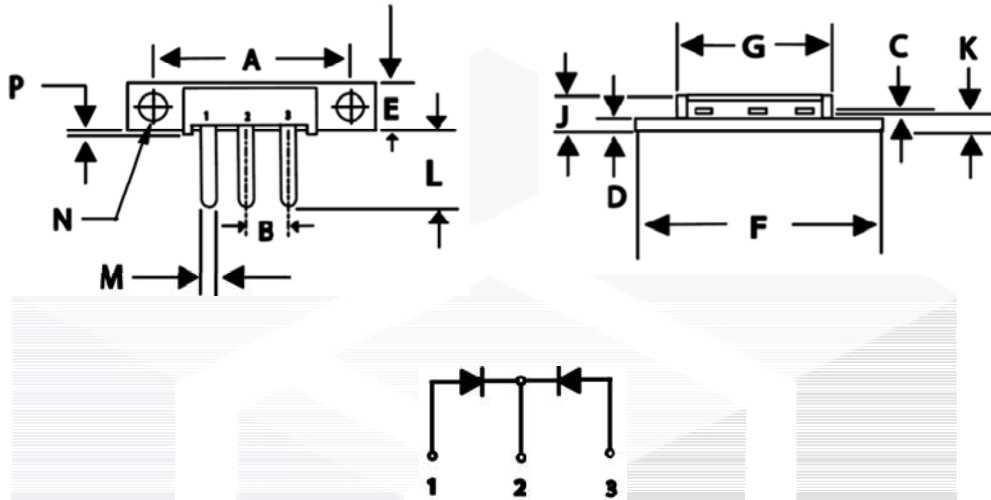


Figure .4- Typical Reverse Characteristics



## Package dimensions and terminal configuration

Product is marked with part number and terminal configuration.



DIMENSIONS					
DIM	IN CHES		MM		NOTE
	MIN	MAX	MIN	MAX	
A	1.180	1.195	29.97	30.35	
B	.200	NOM	5.08	NOM	2PL
C	.027	.037	0.69	0.94	
D	.088	.098	2.24	2.49	
E	.350	.370	8.89	9.40	
F	1.490	1.510	37.85	38.35	
G	.695	.715	17.65	18.16	
J	.24	.26	6.1	6.6	
K	.115	.135	2.92	3.43	
L	.457	.477	11.61	12.12	
M	.065	.085	1.65	2.16	
N	.151	.161	3.84	4.09	∅
P	.015	.025	0.38	0.64	

## OUR CERTIFICATE

DiGi provide top-quality products and perfect service for customer worldwide through standardization, technological innovation and continuous improvement. DiGi through third-party certification, we stricly control the quality of products and services. Welcome your RFQ to

Email: [Info@DiGi-Electronics.com](mailto:Info@DiGi-Electronics.com)



Tel: +00 852-30501935

RFQ Email: [Info@DiGi-Electronics.com](mailto:Info@DiGi-Electronics.com)

DiGi is a global authorized distributor of electronic components.