


MMP6W2P2K-F Datasheet

www.digi-electronics.com



<https://www.DiGi-Electronics.com>

DiGi Electronics Part Number	MMP6W2P2K-F-DG
Manufacturer	Cornell Dubilier Electronics (CDE)
Manufacturer Product Number	MMP6W2P2K-F
Description	CAP FILM 2.2UF 10% 630VDC AXIAL
Detailed Description	2.2 μ F Film Capacitor 250V 630V Polyester, Metallized Axial

This model MMP6W2P2K-F is available at DiGi Electronics.

DiGi Electronics offers a global database of semiconductor and electronic component datasheets.

We welcome your inquiries regarding pricing, lead time, or other product-related questions.

 [Request a Quote](#)

 [Datasheet Search](#)



Tel: +00 852-30501935

RFQ Email: Info@DiGi-Electronics.com

DiGi is a global authorized distributor of electronic components.

Purchase and inquiry

Manufacturer Product Number:

MMP6W2P2K-F

Series:

MMP

Capacitance:

2.2 μ F

Voltage Rating - AC:

250V

Dielectric Material:

Polyester, Metallized

Mounting Type:

Through Hole

Size / Dimension:

1.102" W, 0.748" T x 1.929" L (28.00mm, 19.00mm x 49.00mm)

Termination:

PC Pins

Applications:

General Purpose

Features:

Long Life

Manufacturer:

Cornell Dubilier Electronics (CDE)

Product Status:

Active

Tolerance:

\pm 10%

Voltage Rating - DC:

630V

Operating Temperature:

-55°C ~ 125°C

Package / Case:

Axial

Height - Seated (Max):

-

Lead Spacing:

-

Ratings:

-

Environmental & Export classification

RoHS Status:

ROHS3 Compliant

REACH Status:

REACH Unaffected

HTSUS:

8532.25.0060

Moisture Sensitivity Level (MSL):


1 (Unlimited)

ECCN:

EAR99

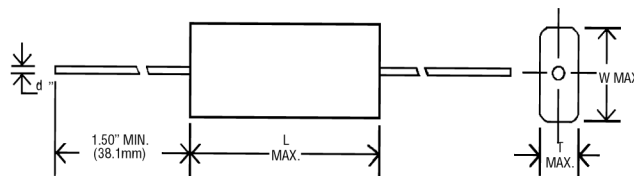
Type MMP Polyester Film Capacitors

Metallized Oval, Axial Leads



Low Profile Circuit Cards

Type MMP axial-leaded, metallized polyester capacitors are ideal when height is at a premium. Non-inductive winding and self-healing capabilities provide stability and long life.



Specifications

Capacitance Range	.01 to 10 μ F
Capacitance Tolerance	\pm 10% (K) standard, \pm 5% (J) optional
Rated Voltage	100 to 630 Vdc
Operating Temperature Range	-55 $^{\circ}$ C to 125 $^{\circ}$ C* *Full-rated voltage at 85 $^{\circ}$ C—Derate linearly to 50%-rated voltage at 125 $^{\circ}$ C
Dielectric Strength	175% (1 minute)
Dissipation Factor	1% Max. (25 $^{\circ}$ C, 1 kHz)
Insulation Resistance	5,000 M Ω x μ F, 10,000 M Ω Min
Life Test	1,000 Hours at 85 $^{\circ}$ C at 125% Rated Voltage
Regulatory Information	

Ratings and Dimensions

Cap. (μ F)	Catalog Number	T Inches (mm)	W Inches (mm)	L Inches (mm)	d Inches (mm)	dV/dt V/ μ s
100 Vdc						
0.15	MMP1P15K-F	0.197 (5.0)	0.354 (9.0)	0.670 (17.0)	0.024 (0.6)	20
0.22	MMP1P22K-F	0.236 (6.0)	0.394 (10.0)	0.670 (17.0)	0.024 (0.6)	20
0.33	MMP1P33K-F	0.236 (6.0)	0.433 (11.0)	0.670 (17.0)	0.024 (0.6)	20
0.47	MMP1P47K-F	0.236 (6.0)	0.394 (10.0)	0.906 (23.0)	0.024 (0.6)	12
0.68	MMP1P68K-F	0.256 (6.5)	0.433 (11.0)	0.906 (23.0)	0.024 (0.6)	12
1.00	MMP1W1K-F	0.276 (7.0)	0.492 (12.5)	0.906 (23.0)	0.032 (0.8)	12
1.50	MMP1W1P5K-F	0.276 (7.0)	0.492 (12.5)	1.063 (27.0)	0.032 (0.8)	8
2.20	MMP1W2P2K-F	0.354 (9.0)	0.630 (16.0)	1.063 (27.0)	0.032 (0.8)	8
3.30	MMP1W3P3K-F	0.433 (11.0)	0.729 (18.5)	1.063 (27.0)	0.032 (0.8)	8
4.70	MMP1W4P7K-F	0.354 (9.0)	0.729 (18.5)	1.378 (35.0)	0.032 (0.8)	6
6.80	MMP1W6P8K-F	0.512 (13.0)	0.906 (23.0)	1.378 (35.0)	0.032 (0.8)	6
10.00	MMP1W10K-F	0.630 (16.0)	1.044 (26.5)	1.378 (35.0)	0.032 (0.8)	6
250 Vdc						
0.10	MMP2P1K-F	0.217 (5.5)	0.335 (8.5)	0.670 (17.0)	0.024 (0.6)	28
0.15	MMP2P15K-F	0.217 (5.5)	0.374 (9.5)	0.670 (17.0)	0.024 (0.6)	28
0.22	MMP2P22K-F	0.197 (5.0)	0.354 (9.0)	0.906 (23.0)	0.024 (0.6)	17
0.33	MMP2P33K-F	0.217 (5.5)	0.414 (10.5)	0.906 (23.0)	0.024 (0.6)	17
0.47	MMP2P47K-F	0.276 (7.0)	0.433 (11.0)	0.985 (25.0)	0.032 (0.8)	12

Type MMP Polyester Film Capacitors

Cap. (μ F)	Catalog Number	T Inches (mm)	W Inches (mm)	L Inches (mm)	d Inches (mm)	dV/dt V/ μ s
250 Vdc						
0.680	MMP2P68K-F	0.256	(6.5)	0.492	(12.5)	1.103 (28.0) 0.032 (0.8) 10
1.000	MMP2W1K-F	0.295	(7.5)	0.532	(13.5)	1.103 (28.0) 0.032 (0.8) 10
1.500	MMP2W1P5K-F	0.335	(8.5)	0.591	(15.0)	1.260 (32.0) 0.032 (0.8) 10
2.200	MMP2W2P2K-F	0.394	(10.0)	0.709	(18.0)	1.378 (35.0) 0.032 (0.8) 8
3.300	MMP2W3P3K-F	0.492	(12.5)	0.866	(22.0)	1.457 (37.0) 0.032 (0.8) 8
4.700	MMP2W4P7K-F	0.630	(16.0)	0.985	(25.0)	1.694 (43.0) 0.032 (0.8) 6
6.800	MMP2W6P8K-F	0.748	(19.0)	1.063	(27.0)	1.575 (40.0) 0.032 (0.8) 8
10.000	MMP2W10K-F	0.630	(16.0)	1.063	(27.0)	1.930 (49.0) 0.032 (0.8) 6
400 Vdc						
0.022	MMP4S22K-F	0.197	(5.0)	0.354	(9.0)	0.670 (17.0) 0.024 (0.6) 45
0.033	MMP4S33K-F	0.236	(6.0)	0.394	(10.0)	0.670 (17.0) 0.024 (0.6) 45
0.047	MMP4S47K-F	0.236	(6.0)	0.394	(10.0)	0.670 (17.0) 0.024 (0.6) 45
0.068	MMP4S68K-F	0.256	(6.5)	0.394	(10.0)	0.670 (17.0) 0.024 (0.6) 45
0.100	MMP4P1K-F	0.256	(6.5)	0.433	(11.0)	0.748 (19.0) 0.024 (0.6) 27
0.150	MMP4P15K-F	0.256	(6.5)	0.453	(11.5)	0.866 (22.0) 0.024 (0.6) 27
0.220	MMP4P22K-F	0.295	(7.5)	0.532	(13.5)	0.985 (25.0) 0.024 (0.6) 15
0.330	MMP4P33K-F	0.315	(8.0)	0.571	(14.5)	1.063 (27.0) 0.032 (0.8) 15
0.470	MMP4P47K-F	0.354	(9.0)	0.610	(15.5)	1.063 (27.0) 0.032 (0.8) 15
0.680	MMP4P68K-F	0.354	(9.0)	0.630	(16.0)	1.378 (35.0) 0.032 (0.8) 14
1.000	MMP4W1K-F	0.414	(10.5)	0.729	(18.5)	1.378 (35.0) 0.032 (0.8) 14
1.500	MMP4W1P5K-F	0.492	(12.5)	0.827	(21.0)	1.378 (35.0) 0.032 (0.8) 14
2.200	MMP4W2P2K-F	0.551	(14.0)	0.906	(23.0)	1.575 (40.0) 0.032 (0.8) 12
3.300	MMP4W3P3K-F	0.670	(17.0)	1.024	(26.0)	1.575 (40.0) 0.032 (0.8) 12
4.700	MMP4W4P7K-F	0.827	(21.0)	1.182	(30.0)	1.575 (40.0) 0.032 (0.8) 12
630 Vdc						
0.010	MMP6S1K-F	0.197	(5.0)	0.354	(9.0)	0.670 (17.0) 0.024 (0.6) 72
0.015	MMP6S15K-F	0.236	(6.0)	0.394	(10.0)	0.670 (17.0) 0.024 (0.6) 72
0.022	MMP6S22K-F	0.236	(6.0)	0.394	(10.0)	0.670 (17.0) 0.024 (0.6) 72
0.033	MMP6S33K-F	0.236	(6.0)	0.394	(10.0)	0.670 (17.0) 0.024 (0.6) 72
0.047	MMP6S47K-F	0.236	(6.0)	0.394	(10.0)	0.906 (23.0) 0.024 (0.6) 43
0.068	MMP6S68K-F	0.276	(7.0)	0.433	(11.0)	0.906 (23.0) 0.024 (0.6) 43
0.100	MMP6P1K-F	0.315	(8.0)	0.512	(13.0)	0.906 (23.0) 0.032 (0.8) 43
0.150	MMP6P15K-F	0.394	(10.0)	0.591	(15.0)	0.906 (23.0) 0.032 (0.8) 43
0.220	MMP6P22K-F	0.354	(9.0)	0.591	(15.0)	1.063 (27.0) 0.032 (0.8) 28
0.330	MMP6P33K-F	0.394	(10.0)	0.670	(17.0)	1.063 (27.0) 0.032 (0.8) 28
0.470	MMP6P47K-F	0.473	(12.0)	0.689	(17.5)	1.378 (35.0) 0.032 (0.8) 21
0.680	MMP6P68K-F	0.433	(11.0)	0.748	(19.0)	1.378 (35.0) 0.032 (0.8) 21
1.000	MMP6W1K-F	0.512	(13.0)	0.866	(22.0)	1.536 (39.0) 0.032 (0.8) 21
1.500	MMP6W1P5K-F	0.670	(17.0)	1.063	(27.0)	1.536 (39.0) 0.032 (0.8) 21
2.200	MMP6W2P2K-F	0.748	(19.0)	1.103	(28.0)	1.930 (49.0) 0.032 (0.8) 12

Type MMP Polyester Film Capacitors

Notice and Disclaimer: All product drawings, descriptions, specifications, statements, information and data (collectively, the "Information") in this datasheet or other publication are subject to change. The customer is responsible for checking, confirming and verifying the extent to which the Information contained in this datasheet or other publication is applicable to an order at the time the order is placed. All Information given herein is believed to be accurate and reliable, but it is presented without any guarantee, warranty, representation or responsibility of any kind, expressed or implied. Statements of suitability for certain applications are based on the knowledge that the Cornell Dubilier company providing such statements ("Cornell Dubilier") has of operating conditions that such Cornell Dubilier company regards as typical for such applications, but are not intended to constitute any guarantee, warranty or representation regarding any such matter – and Cornell Dubilier specifically and expressly disclaims any guarantee, warranty or representation concerning the suitability for a specific customer application, use, storage, transportation, or operating environment. The Information is intended for use only by customers who have the requisite experience and capability to determine the correct products for their application. Any technical advice inferred from this Information or otherwise provided by Cornell Dubilier with reference to the use of any Cornell Dubilier products is given gratis (unless otherwise specified by Cornell Dubilier), and Cornell Dubilier assumes no obligation or liability for the advice given or results obtained. Although Cornell Dubilier strives to apply the most stringent quality and safety standards regarding the design and manufacturing of its products, in light of the current state of the art, isolated component failures may still occur. Accordingly, customer applications which require a high degree of reliability or safety should employ suitable designs or other safeguards (such as installation of protective circuitry or redundancies or other appropriate protective measures) in order to ensure that the failure of an electrical component does not result in a risk of personal injury or property damage. Although all product-related warnings, cautions and notes must be observed, the customer should not assume that all safety measures are indicated in such warnings, cautions and notes, or that other safety measures may not be required.

OUR CERTIFICATE

DiGi provide top-quality products and perfect service for customer worldwide through standardization, technological innovation and continuous improvement. DiGi through third-party certification, we stricly control the quality of products and services. Welcome your RFQ to

Email: Info@DiGi-Electronics.com



Tel: +00 852-30501935

RFQ Email: Info@DiGi-Electronics.com

DiGi is a global authorized distributor of electronic components.