


# SR215C103MARTR1 Datasheet



<https://www.DiGi-Electronics.com>

DiGi Electronics Part Number	SR215C103MARTR1-DG
Manufacturer	<a href="#">KYOCERA AVX</a>
Manufacturer Product Number	SR215C103MARTR1
Description	CAP CER 10000PF 50V X7R RADIAL
Detailed Description	10000 pF ±20% 50V Ceramic Capacitor X7R Radial

This model SR215C103MARTR1 is available at DiGi Electronics.

DiGi Electronics offers a global database of semiconductor and electronic component datasheets.

We welcome your inquiries regarding pricing, lead time, or other product-related questions.

 [Request a Quote](#)

 [Datasheet Search](#)



Tel: +00 852-30501935

RFQ Email: [Info@DiGi-Electronics.com](mailto:Info@DiGi-Electronics.com)

DiGi is a global authorized distributor of electronic components.

## Purchase and inquiry

Manufacturer Product Number:

SR215C103MARTR1

Series:

SkyCap® SR

Capacitance:

10000 pF

Voltage - Rated:

50V

Operating Temperature:

-55°C ~ 125°C

Ratings:

-

Mounting Type:

Through Hole

Size / Dimension:

0.200" L x 0.125" W (5.08mm x 3.18mm)

Thickness (Max):

-

Lead Style:

Formed Leads - Kinked

Manufacturer:

KYOCERA AVX

Product Status:

Active

Tolerance:

±20%

Temperature Coefficient:

X7R

Features:

-

Applications:

General Purpose

Package / Case:

Radial

Height - Seated (Max):

0.300" (7.62mm)

Lead Spacing:

0.200" (5.08mm)

## Environmental & Export classification

RoHS Status:

ROHS3 Compliant

REACH Status:

REACH Unaffected

HTSUS:

8532.24.0060

Moisture Sensitivity Level (MSL):

Not Applicable

ECCN:

EAR99



# RADIAL LEADS

## SkyCap®/SR Series

### GENERAL INFORMATION

#### SR Series

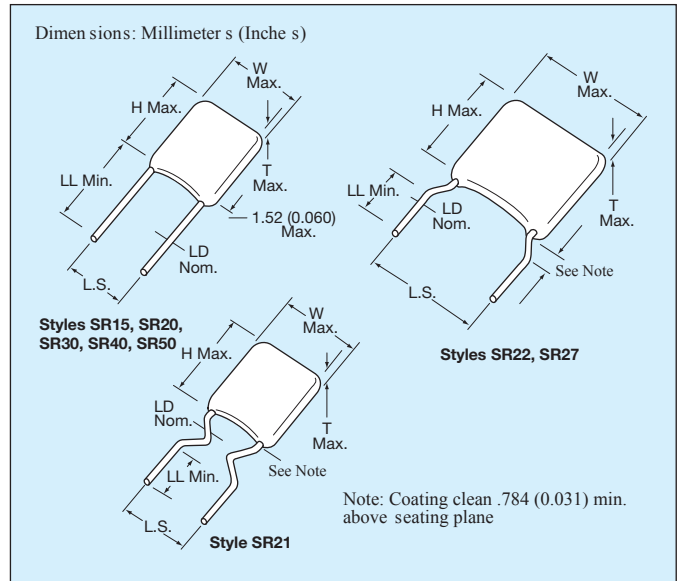
Conformally Coated Radial Leaded MLC

Temperature Coefficients: C0G (NP0), X7R, Z5U

200, 100, 50 Volts (300V, 400V & 500V also available)

Case Material: Epoxy

Lead Material: RoHS Compliant, 100% Tin



Drawings are for illustrative purposes only. Actual lead form shape could vary within stated tolerances based on body size.

### HOW TO ORDER

**SR21**

**5**

**E**

**104**

**M**

**A**

**R**

**TR1**

#### Style

SR15  
SR20  
SR21  
SR22  
SR27  
SR30  
SR40  
SR50

#### Voltage

5 = 50V  
1 = 100V  
2 = 200V  
9 = 300V  
8 = 400V  
7 = 500V

#### Temperature Coefficient

A = C0G (NP0)  
C = X7R  
E = Z5U

#### Capacitance

First two digits are the significant figures of capacitance. Third digit indicates the additional number of zeros. For example, order 100,000 pF as 104. (For values below 10pF use "R" in place of decimal point, e.g., 1R4 = 1.4pF.)

#### Capacitance Tolerance

C0G (NP0):  
C = ±25pF  
D = ±.5pF  
F = ±1% (>50pF only)  
G = ±2% (>25pF only)  
J = ±5%  
K = ±10%

X7R:  
J = ±5%  
K = ±10%  
M = ±20%

Z5U:  
M = ±20%  
Z = +80% -20%

#### Failure Rate

A = Not Applicable

#### Leads

R = RoHS

#### Packaging

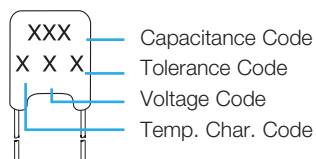
Blank: Bulk Packaging 1.0" minimum of lead length  
T: Trimmed leads .230" ± .030" Bulk packaging  
TR1: Tape and Reel Packaging  
AP1: Ammopack packaging

See packaging specification pages 33-34

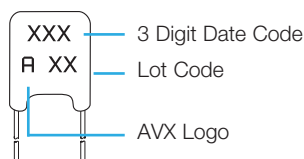


### MARKING

#### FRONT



#### BACK



### PACKAGING REQUIREMENTS

	Quantity per Bag
SR15, 20, 21, 22, 27, 30	1000 Pieces
SR40, 50	500 Pieces

Note: SR15, SR20, SR21, SR30, and SR40 available on tape and reel per EIA specifications RS-468. See Pages 33 and 34.



# RADIAL LEADS

## COG (NP0) Dielectric

### SIZE AND CAPACITANCE SPECIFICATIONS

EIA Characteristic

Dimensions: Millimeters (Inches)

Style	SR15	SR20	SR21	SR22	SR27	SR30	SR40	SR50	
"Insertable"	SR07	SR29	SR59	N/A	N/A	SR65	SR75	N/A	
Width (W)	3.81 (.150)	5.08 (.200)	5.08 (.200)	5.08 (.200)	6.604 (.260)	7.62 (.300)	10.16 (.400)	8.13 (.320)	
Height (H)	3.81 (.150)	5.08 (.200)	5.08 (.200)	5.08 (.200)	6.35 (.250)	7.62 (.300)	10.16 (.400)	8.89 (.350)	
Thickness (T)	2.54 (.100)	3.175 (.125)	3.175 (.125)	3.175 (.125)	4.06 (.160)	3.81 (.150)	3.81 (.150)	5.08 (.200)	
Lead Spacing (L.S.)	2.54 (.100)	2.54 (.100)	5.08 (.200)	6.35 (.250)	7.62 (.300)	5.08 (.200)	5.08 (.200)	10.92 (.430)	
Lead Diameter (L.D.)	.508 (.020)	.508 (.020)	.508 (.020)	.508 (.020)	.508 (.020)	.508 (.020)	.508 (.020)	25.4 (1.00)	
Cap. in.* pF	Industry Preferred Values in Blue	WVDC 200 100 50	WVDC 200 100 50	WVDC 200 100 50	WVDC 200 100 50	WVDC 200 100 50	WVDC 100 50	WVDC 100 50	WVDC 100 50
1.0-9.9	SR151A1R0DAR								
10	SR151A100KAR								
15	SR....A150KAR								
22	SR....A220KAR								
33	SR....A330KAR								
39	SR....A390KAR								
47	SR....A470KAR								
68	SR....A680KAR								
100	SR151A101KAR								
150	SR....A151KAR								
220	SR....A221KAR								
330	SR....A331KAR								
390	SR....A391KAR								
470	SR....A471KAR								
680	SR....A681KAR								
1000	SR211A102KAR								
1500	SR....A152KAR								
2200	SR....A222KAR								
3900	SR....A392KAR								
4700	SR....A472KAR								
6800	SR....A682KAR								
8200	SR....A822KAR								
10,000	SR....A103KAR								
15,000	SR....A153KAR								
22,000	SR....A223KAR								
33,000	SR....A333KAR								
39,000	SR....A393KAR								
47,000	SR....A473KAR								
68,000	SR....A683KAR								
100,000	SR....A104KAR								

For other styles, voltages, tolerances and lead lengths see Part No. Codes or contact factory.

\*Other capacitance values available upon special request.

= Industry preferred values

Capacitance ranges available for SR12 and SR07 same as SR15  
 SR62 and SR59 same as SR21  
 SR64 and SR65 same as SR30  
 SR75 same as SR40  
 SR13 same as SR21

**NOTE:** For others voltages, tolerances, electrical specifications and NPO typical characteristics, see the KYOCERA AVX Multilayer Ceramic Leaded Capacitors Catalog.



# RADIAL LEADS

## X7R Dielectric




### SIZE AND CAPACITANCE SPECIFICATIONS

EIA Characteristic

Dimensions: Millimeters (Inches)

	Style	SR15			SR20			SR21			SR22			SR27			SR30			SR40			SR50		
		SR07	SR29	SR59	N/A	N/A	SR65	SR75	N/A																
	Width (W)	3.81 (.150)	5.08 (.200)	5.08 (.200)	5.08 (.200)	6.604 (.260)	7.62 (.300)	10.16 (.400)	8.13 (.320)																
	Height (H)	3.81 (.150)	5.08 (.200)	5.08 (.200)	5.08 (.200)	6.35 (.250)	7.62 (.300)	10.16 (.400)	8.89 (.350)																
	Thickness (T)	2.54 (.100)	3.175 (.125)	3.175 (.125)	3.175 (.125)	4.06 (.160)	3.81 (.150)	3.81 (.150)	5.08 (.200)																
	Lead Spacing (L.S.)	2.54 (.100)	2.54 (.100)	5.08 (.200)	6.35 (.250)	7.62 (.300)	5.08 (.200)	5.08 (.200)	10.92 (.430)																
	Lead Diameter (L.D.)	.508 (.020)	.508 (.020)	.508 (.020)	.508 (.020)	.508 (.020)	.508 (.020)	.508 (.020)	25.4 (1.00)																
Cap. in.* pF	Industry Preferred Values in Blue	WVDC			WVDC			WVDC			WVDC			WVDC			WVDC			WVDC			WVDC		
		200	100	50	200	100	50	200	100	50	200	100	50	200	100	50	200	100	50	200	100	50	200	100	50
470	SR___C471KAR																								
1000	SR155C102KAR																								
1500	SR___C152KAR																								
2200	SR___C222KAR																								
3300	SR___C332KAR																								
4700	SR___C472KAR																								
6800	SR___C682KAR																								
10,000	SR215C103KAR																								
15,000	SR___C153KAR																								
22,000	SR___C223KAR																								
33,000	SR___C333KAR																								
47,000	SR___C473KAR																								
68,000	SR___C683KAR																								
100,000	SR215C104KAR																								
150,000	SR___C154KAR																								
220,000	SR215C224KAR																								
330,000	SR___C334KAR																								
390,000	SR___C394KAR																								
470,000	SR305C474KAR																								
1.0 uF	SR305C105KAR																								
2.2 uF	SR405C225KAR																								
2.7 uF	SR505C275KAR																								
4.7 uF	SR505C475KAR																								
10.0 uF	SR655C106KAR																								

For other styles, voltages, tolerances and lead lengths see Part No. Codes or contact factory.

-  = Industry preferred values
-  = Extended range
-  = Extended range with 0.150" thickness maximum

# RADIAL LEADS

## Z5U Dielectric

### SIZE AND CAPACITANCE SPECIFICATIONS

EIA Characteristic

Dimensions: Millimeters (Inches)

Style	SR15	SR20	SR21	SR22	SR27	SR30	SR40	SR50								
"Insertable"	SR07	SR29	SR59	N/A	N/A	SR65	SR75	N/A								
Width (W)	3.81 (.150)	5.08 (.200)	5.08 (.200)	5.08 (.200)	6.604 (.260)	7.62 (.300)	10.16 (.400)	8.13 (.320)								
Height (H)	3.81 (.150)	5.08 (.200)	5.08 (.200)	5.08 (.200)	6.35 (.250)	7.62 (.300)	10.16 (.400)	8.89 (.350)								
Thickness (T)	2.54 (.100)	3.175 (.125)	3.175 (.125)	3.175 (.125)	4.06 (.160)	3.81 (.150)	3.81 (.150)	5.08 (.200)								
Lead Spacing (L.S.)	2.54 (.100)	2.54 (.100)	5.08 (.200)	6.35 (.250)	7.62 (.300)	5.08 (.200)	5.08 (.200)	10.92 (.430)								
Lead Diameter (L.D.)	.508 (.020)	.508 (.020)	.508 (.020)	.508 (.020)	.508 (.020)	.508 (.020)	.508 (.020)	25.4 (1.00)								
Cap. in.* pF	Industry Preferred Values in Blue		WVDC		WVDC		WVDC		WVDC		WVDC		WVDC		WVDC	
	100	50	100	50	100	50	100	50	100	50	100	50	100	50	100	50
10,000	SR155E103ZAR															
47,000	SR...E473ZAR															
100,000	SR215E104ZAR															
150,000	SR...E154ZAR															
220,000	SR215E224ZAR															
330,000	SR215E334ZAR															
470,000	SR215E474ZAR															
680,000	SR...E684ZAR															
1.0 µF	SR...105ZAR															
1.5 µF	SR30E155ZAR															
2.2 µF	SR30E225ZAR															
3.3 µF	SR30E335ZAR															
4.7 µF	SR30E475ZAR															

For other styles, voltages, tolerances and lead lengths see Part No. Codes or contact factory.

\*Other capacitance values available upon special request.

 = Industry preferred values  
 = SR20 only

Capacitance ranges available for SR12 and SR07 same as SR15  
 SR62 and SR59 same as SR21  
 SR64 and SR65 same as SR30  
 SR75 same as SR40  
 SR13 same as SR21

**NOTE:** For others voltages, tolerances, electrical specifications and NPO typical characteristics, see the KYOCERA AVX Multilayer Ceramic Leaded Capacitors Catalog.

### 500 VOLT SKYCAPS\*\*

STYLE*	MAXIMUM CAPACITANCE VALUE	
	C0G (NPO)	X7R
SR29	900 pF	.015 µF
SR20	1800 pF	.033 µF
SR28 SR59	900 pF	.015 µF
SR13 SR21	1800 pF	.033 µF
SR30 SR61 SR65	7200 pF	.12 µF
SR40 SR75	.015 µF	.27 µF
SR22	1800 pF	.033 µF
SR27	1800 pF	.033 µF
SR76	.015 µF	.27 µF

\*Consult pages 27 and 28 for style sizes.

\*\*Voltage rating based on DWV of 150% of rated voltage.

## OUR CERTIFICATE

DiGi provide top-quality products and perfect service for customer worldwide through standardization, technological innovation and continuous improvement. DiGi through third-party certification, we stricly control the quality of products and services. Welcome your RFQ to

Email: [Info@DiGi-Electronics.com](mailto:Info@DiGi-Electronics.com)



Tel: +00 852-30501935

RFQ Email: [Info@DiGi-Electronics.com](mailto:Info@DiGi-Electronics.com)

DiGi is a global authorized distributor of electronic components.