

TAP475K010SCS Datasheet



<https://www.DiGi-Electronics.com>

| | |
|------------------------------|---|
| DiGi Electronics Part Number | TAP475K010SCS-DG |
| Manufacturer | KYOCERA AVX |
| Manufacturer Product Number | TAP475K010SCS |
| Description | CAP TANT 4.7UF 10% 10V RADIAL |
| Detailed Description | 4.7 μ F Conformal Coated Tantalum Capacitors 10 V Radial 80hm |



Tel: +00 852-30501935

RFQ Email: Info@DiGi-Electronics.com

DiGi is a global authorized distributor of electronic components.

Purchase and inquiry

Manufacturer Product Number:

TAP475K010SCS

Series:

TAP

Capacitance:

4.7 μ F

Voltage - Rated:

10 V

ESR (Equivalent Series Resistance):

80hm

Lifetime @ Temp.:

1000 Hrs @ 85°C

Package / Case:

Radial

Height - Seated (Max):

0.276" (7.00mm)

Manufacturer Size Code:

A

Failure Rate:

-

Manufacturer:

KYOCERA AVX

Product Status:

Active

Tolerance:

\pm 10%

Type:

Conformal Coated

Operating Temperature:

-55°C ~ 125°C

Mounting Type:

Through Hole

Size / Dimension:

0.177" Dia (4.50mm)

Lead Spacing:

0.098" (2.50mm)

Features:

General Purpose

Environmental & Export classification

RoHS Status:

ROHS3 Compliant

REACH Status:

REACH Unaffected

HTSUS:

8532.21.0040

Moisture Sensitivity Level (MSL):

Not Applicable


ECCN:

EAR99

Dipped Radial Capacitors

TAP Series

SOLID TANTALUM RESIN DIPPED CAPACITORS

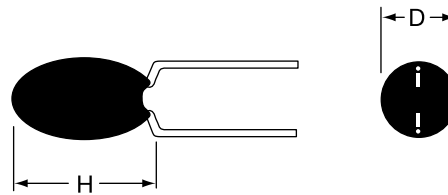


TAP is a professional grade device manufactured with a flame retardant coating and featuring low leakage current and impedance, very small physical sizes and exceptional temperature stability. It is designed and conditioned to operate to +125°C (see page 258 for voltage derating above 85°C) and is available loose or taped and reeled for auto insertion. The 15 case sizes with wide capacitance and working voltage ranges means the TAP can accommodate almost any application.

MAXIMUM CASE DIMENSIONS:

millimeters (inches)

| Wire Case | C, F, G, H H | B, S, D *H ₁ | D |
|-----------|-----------------|----------------------------|--------------|
| A | 8.50 (0.330) | 7.00 (0.280) | 4.50 (0.180) |
| B | 9.00 (0.350) | 7.50 (0.300) | 4.50 (0.180) |
| C | 10.0 (0.390) | 8.50 (0.330) | 5.00 (0.200) |
| D | 10.5 (0.410) | 9.00 (0.350) | 5.00 (0.200) |
| E | 10.5 (0.410) | 9.00 (0.350) | 5.50 (0.220) |
| F | 11.5 (0.450) | 10.0 (0.390) | 6.00 (0.240) |
| G | 11.5 (0.450) | 10.0 (0.390) | 6.50 (0.260) |
| H | 12.0 (0.470) | 10.5 (0.410) | 7.00 (0.280) |
| J | 13.0 (0.510) | 11.5 (0.450) | 8.00 (0.310) |
| K | 14.0 (0.550) | 12.5 (0.490) | 8.50 (0.330) |
| L | 14.0 (0.550) | 12.5 (0.490) | 9.00 (0.350) |
| M | 14.5 (0.570) | 13.0 (0.510) | 9.00 (0.350) |
| N | 16.0 (0.630) | | 9.00 (0.350) |
| P | 17.0 (0.670) | | 10.0 (0.390) |
| R | 18.5 (0.730) | | 10.0 (0.390) |



HOW TO ORDER

TAP

Type

475

Capacitance Code
pF code: 1st two digits
represent significant
figures, 3rd digit represents
multiplier (number of zeros
to follow)

M

Capacitance Tolerance
K = ±10%
M = ±20%
(For J = ±5% tolerance,
please consult factory)

035

Rated DC Voltage

SCS

Suffix indicating wire form
and packaging
(see page 222)

Dipped Radial Capacitors

TAP Series

TECHNICAL SPECIFICATIONS

| | | | | | | | | |
|-------------------------------|--|-----|-----|----|----|----|----|----|
| Technical Data: | All technical data relate to an ambient temperature of +25°C | | | | | | | |
| Capacitance Range: | 0.10 μ F to 330 μ F | | | | | | | |
| Capacitance Tolerance: | \pm 20%; \pm 10% (\pm 5% consult your representative for details) | | | | | | | |
| Rated Voltage DC (V_R) | $\leq +85^\circ\text{C}$: | 6.3 | 10 | 16 | 20 | 25 | 35 | 50 |
| Category Voltage (V_C) | $\leq +125^\circ\text{C}$: | 4 | 6.3 | 10 | 13 | 16 | 23 | 33 |
| Surge Voltage (V_S) | $\leq +85^\circ\text{C}$: | 8 | 13 | 20 | 26 | 33 | 46 | 65 |
| Surge Voltage (V_S) | $\leq +125^\circ\text{C}$: | 5 | 9 | 12 | 16 | 21 | 28 | 40 |
| Temperature Range: | -55°C to +125°C | | | | | | | |
| Environmental Classification: | 55/125/56 (IEC 68-2) | | | | | | | |
| Dissipation Factor: | \leq 0.04 for C_R 0.1-1.5 μ F \leq 0.06 for C_R 2.2-6.8 μ F \leq 0.08 for C_R 10-68 μ F \leq 0.10 for C_R 100-330 μ F | | | | | | | |
| Reliability: | 1% per 1000 hrs. at 85°C with 0.1 Ω /V series impedance, 60% confidence level. | | | | | | | |

CAPACITANCE AND RATED VOLTAGE RANGE (LETTER DENOTES CASE SIZE)

| Capacitance | | Rated Voltage DC (V_R) | | | | | | |
|-------------|------|----------------------------|-----|-----|-----|-----|-----|-----|
| μ F | Code | 6.3V | 10V | 16V | 20V | 25V | 35V | 50V |
| 0.10 | 104 | | | | | | A | A |
| 0.15 | 154 | | | | | | A | A |
| 0.22 | 224 | | | | | | A | A |
| 0.33 | 334 | | | | | | A | A |
| 0.47 | 474 | | | | | | A | A |
| 0.68 | 684 | | | | | | A | B |
| 1.0 | 105 | | | | A | A | A | C |
| 1.5 | 155 | | | A | A | A | A | D |
| 2.2 | 225 | | A | A | A | A | B | E |
| 3.3 | 335 | A | A | A | B | B | C | F |
| 4.7 | 475 | A | A | B | C | C | E | G |
| 6.8 | 685 | A | B | C | D | D | F | H |
| 10 | 106 | B | C | D | E | E | F | J |
| 15 | 156 | C | D | E | F | F | H | K |
| 22 | 226 | D | E | F | H | H | K | L |
| 33 | 336 | E | F | F | J | J | M | |
| 47 | 476 | F | G | J | K | M | N | |
| 68 | 686 | G | H | L | N | N | | |
| 100 | 107 | H | K | N | N | | | |
| 150 | 157 | K | N | N | | | | |
| 220 | 227 | M | P | R | | | | |
| 330 | 337 | P | R | | | | | |

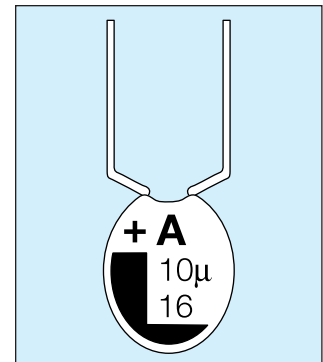
Values outside this standard range may be available on request.

KYOCERA AVX reserves the right to supply capacitors to a higher voltage rating, in the same case size, than that ordered.

MARKING

Polarity, capacitance, rated DC voltage, and an "A" (KYOCERA AVX logo) are laser marked on the capacitor body which is made of flame retardant gold epoxy resin with a limiting oxygen index in excess of 30 (ASTM-D-2863).

- Polarity
- Capacitance
- Voltage
- KYOCERA AVX logo
- Tolerance code:
 \pm 20% = Standard (no marking)
 \pm 10% = "K" on reverse side of unit
 \pm 5% = "J" on reverse side of unit



Dipped Radial Capacitors

TAP Series

RATINGS AND PART NUMBER REFERENCE

| Part Number | Case Size | Capacitance (µF) | DCL (µA) Max. | DF % Max. | ESR Max. (Ω) @ 100 kHz |
|--|-----------|------------------|---------------|-----------|------------------------|
| 6.3 volt @ 85°C (4 volt @ 125°C) | | | | | |
| TAP 335(*)006 | A | 3.3 | 0.5 | 6 | 13.0 |
| TAP 475(*)006 | A | 4.7 | 0.5 | 6 | 10.0 |
| TAP 685(*)006 | A | 6.8 | 0.5 | 6 | 8.0 |
| TAP 106(*)006 | B | 10 | 0.5 | 8 | 6.0 |
| TAP 156(*)006 | C | 15 | 0.8 | 8 | 5.0 |
| TAP 226(*)006 | D | 22 | 1.1 | 8 | 3.7 |
| TAP 336(*)006 | E | 33 | 1.7 | 8 | 3.0 |
| TAP 476(*)006 | F | 47 | 2.4 | 8 | 2.0 |
| TAP 686(*)006 | G | 68 | 3.4 | 8 | 1.8 |
| TAP 107(*)006 | H | 100 | 5.0 | 10 | 1.6 |
| TAP 157(*)006 | K | 150 | 7.6 | 10 | 0.9 |
| TAP 227(*)006 | M | 220 | 11.0 | 10 | 0.9 |
| TAP 337(*)006 | P | 330 | 16.6 | 10 | 0.7 |
| 10 volt @ 85°C (6.3 volt @ 125°C) | | | | | |
| TAP 225(*)010 | A | 2.2 | 0.5 | 6 | 13.0 |
| TAP 335(*)010 | A | 3.3 | 0.5 | 6 | 10.0 |
| TAP 475(*)010 | A | 4.7 | 0.5 | 6 | 8.0 |
| TAP 685(*)010 | B | 6.8 | 0.5 | 6 | 6.0 |
| TAP 106(*)010 | C | 10 | 0.8 | 8 | 5.0 |
| TAP 156(*)010 | D | 15 | 1.2 | 8 | 3.7 |
| TAP 226(*)010 | E | 22 | 1.7 | 8 | 2.7 |
| TAP 336(*)010 | F | 33 | 2.6 | 8 | 2.1 |
| TAP 476(*)010 | G | 47 | 3.7 | 8 | 1.7 |
| TAP 686(*)010 | H | 68 | 5.4 | 8 | 1.3 |
| TAP 107(*)010 | K | 100 | 8.0 | 10 | 1.0 |
| TAP 157(*)010 | N | 150 | 12.0 | 10 | 0.8 |
| TAP 227(*)010 | P | 220 | 17.6 | 10 | 0.6 |
| TAP 337(*)010 | R | 330 | 20.0 | 10 | 0.5 |
| 16 volt @ 85°C (10 volt @ 125°C) | | | | | |
| TAP 155(*)016 | A | 1.5 | 0.5 | 4 | 10.0 |
| TAP 225(*)016 | A | 2.2 | 0.5 | 6 | 8.0 |
| TAP 335(*)016 | A | 3.3 | 0.5 | 6 | 6.0 |
| TAP 475(*)016 | B | 4.7 | 0.6 | 6 | 5.0 |
| TAP 685(*)016 | C | 6.8 | 0.8 | 6 | 4.0 |
| TAP 106(*)016 | D | 10 | 1.2 | 8 | 3.2 |
| TAP 156(*)016 | E | 15 | 1.9 | 8 | 2.5 |
| TAP 226(*)016 | F | 22 | 2.8 | 8 | 2.0 |
| TAP 336(*)016 | F | 33 | 4.2 | 8 | 1.6 |
| TAP 476(*)016 | J | 47 | 6.0 | 8 | 1.3 |
| TAP 686(*)016 | L | 68 | 8.7 | 8 | 1.0 |
| TAP 107(*)016 | N | 100 | 12.8 | 10 | 0.8 |
| TAP 157(*)016 | N | 150 | 19.2 | 10 | 0.6 |
| TAP 227(*)016 | R | 220 | 20.0 | 10 | 0.5 |
| 20 volt @ 85°C (13 volt @ 125°C) | | | | | |
| TAP 105(*)020 | A | 1.0 | 0.5 | 4 | 10.0 |
| TAP 155(*)020 | A | 1.5 | 0.5 | 4 | 9.0 |
| TAP 225(*)020 | A | 2.2 | 0.5 | 6 | 7.0 |
| TAP 335(*)020 | B | 3.3 | 0.5 | 6 | 5.5 |
| TAP 475(*)020 | C | 4.7 | 0.7 | 6 | 4.5 |
| TAP 685(*)020 | D | 6.8 | 1.0 | 6 | 3.6 |
| TAP 106(*)020 | E | 10 | 1.6 | 8 | 2.9 |
| TAP 156(*)020 | F | 15 | 2.4 | 8 | 2.3 |
| TAP 226(*)020 | H | 22 | 3.5 | 8 | 1.8 |
| TAP 336(*)020 | J | 33 | 5.2 | 8 | 1.4 |
| TAP 476(*)020 | K | 47 | 7.5 | 8 | 1.2 |
| TAP 686(*)020 | N | 68 | 10.8 | 8 | 0.9 |
| TAP 107(*)020 | N | 100 | 16.0 | 10 | 0.6 |

| Part Number | Case Size | Capacitance (µF) | DCL (µA) Max. | DF % Max. | ESR Max. (Ω) @ 100 kHz |
|---|-----------|------------------|---------------|-----------|------------------------|
| 25 volt @ 85°C (16 volt @ 125°C) | | | | | |
| TAP 105(*)025 | A | 1.0 | 0.5 | 4 | 10.0 |
| TAP 155(*)025 | A | 1.5 | 0.5 | 4 | 8.0 |
| TAP 225(*)025 | A | 2.2 | 0.5 | 6 | 6.0 |
| TAP 335(*)025 | B | 3.3 | 0.6 | 6 | 5.0 |
| TAP 475(*)025 | C | 4.7 | 0.9 | 6 | 4.0 |
| TAP 685(*)025 | D | 6.8 | 1.3 | 6 | 3.1 |
| TAP 106(*)025 | E | 10 | 2.0 | 8 | 2.5 |
| TAP 156(*)025 | F | 15 | 3.0 | 8 | 2.0 |
| TAP 226(*)025 | H | 22 | 4.4 | 8 | 1.5 |
| TAP 336(*)025 | J | 33 | 6.6 | 8 | 1.2 |
| TAP 476(*)025 | M | 47 | 9.4 | 8 | 1.0 |
| TAP 686(*)025 | N | 68 | 13.6 | 8 | 0.8 |
| 35 volt @ 85°C (23 volt @ 125°C) | | | | | |
| TAP 104(*)035 | A | 0.1 | 0.5 | 4 | 26.0 |
| TAP 154(*)035 | A | 0.15 | 0.5 | 4 | 21.0 |
| TAP 224(*)035 | A | 0.22 | 0.5 | 4 | 17.0 |
| TAP 334(*)035 | A | 0.33 | 0.5 | 4 | 15.0 |
| TAP 474(*)035 | A | 0.47 | 0.5 | 4 | 13.0 |
| TAP 684(*)035 | A | 0.68 | 0.5 | 4 | 10.0 |
| TAP 105(*)035 | A | 1.0 | 0.5 | 4 | 8.0 |
| TAP 155(*)035 | A | 1.5 | 0.5 | 4 | 6.0 |
| TAP 225(*)035 | B | 2.2 | 0.6 | 6 | 5.0 |
| TAP 335(*)035 | C | 3.3 | 0.9 | 6 | 4.0 |
| TAP 475(*)035 | E | 4.7 | 1.3 | 6 | 3.0 |
| TAP 685(*)035 | F | 6.8 | 1.9 | 6 | 2.5 |
| TAP 106(*)035 | F | 10 | 2.8 | 8 | 2.0 |
| TAP 156(*)035 | H | 15 | 4.2 | 8 | 1.6 |
| TAP 226(*)035 | K | 22 | 6.1 | 8 | 1.3 |
| TAP 336(*)035 | M | 33 | 9.2 | 8 | 1.0 |
| TAP 476(*)035 | N | 47 | 10.0 | 8 | 0.8 |
| 50 volt @ 85°C (33 volt @ 125°C) | | | | | |
| TAP 104(*)050 | A | 0.1 | 0.5 | 4 | 26.0 |
| TAP 154(*)050 | A | 0.15 | 0.5 | 4 | 21.0 |
| TAP 224(*)050 | A | 0.22 | 0.5 | 4 | 17.0 |
| TAP 334(*)050 | A | 0.33 | 0.5 | 4 | 15.0 |
| TAP 474(*)050 | A | 0.47 | 0.5 | 4 | 13.0 |
| TAP 684(*)050 | B | 0.68 | 0.5 | 4 | 10.0 |
| TAP 105(*)050 | C | 1.0 | 0.5 | 4 | 8.0 |
| TAP 155(*)050 | D | 1.5 | 0.6 | 4 | 6.0 |
| TAP 225(*)050 | E | 2.2 | 0.8 | 6 | 3.5 |
| TAP 335(*)050 | F | 3.3 | 1.3 | 6 | 3.0 |
| TAP 475(*)050 | G | 4.7 | 1.8 | 6 | 2.5 |
| TAP 685(*)050 | H | 6.8 | 2.7 | 6 | 2.0 |
| TAP 106(*)050 | J | 10 | 4.0 | 8 | 1.6 |
| TAP 156(*)050 | K | 15 | 6.0 | 8 | 1.2 |
| TAP 226(*)050 | L | 22 | 8.8 | 8 | 1.0 |

(*) Insert capacitance tolerance code; M for ±20%, K for ±10% and J for ±5%
 NOTE: Voltage ratings are minimum values. KYOCERA AVX reserves the right to supply higher voltage ratings in the same case size.

OUR CERTIFICATE

DiGi provide top-quality products and perfect service for customer worldwide through standardization, technological innovation and continuous improvement. DiGi through third-party certification, we stricly control the quality of products and services. Welcome your RFQ to

Email: Info@DiGi-Electronics.com



Tel: +00 852-30501935

RFQ Email: Info@DiGi-Electronics.com

DiGi is a global authorized distributor of electronic components.