

BC846BM3-TP Datasheet

www.digi-electronics.com



DiGi Electronics Part Number

BC846BM3-TP-DG

Manufacturer

[Micro Commercial Co](#)

Manufacturer Product Number

BC846BM3-TP

Description

Interface

Detailed Description

Bipolar (BJT) Transistor NPN 65 V 100 mA 100MHz 2
65 mW Surface Mount SOT-723

<https://www.DiGi-Electronics.com>



Tel: +00 852-30501935

RFQ Email: Info@DiGi-Electronics.com

DiGi is a global authorized distributor of electronic components.

Purchase and inquiry

Manufacturer Product Number:

BC846BM3-TP

Series:

-

Transistor Type:

NPN

Voltage - Collector Emitter Breakdown (Max):

65 V

Current - Collector Cutoff (Max):

1mA

Power - Max:

265 mW

Operating Temperature:

-55°C ~ 150°C

Package / Case:

SOT-723

Base Product Number:

BC846

Manufacturer:

Micro Commercial Co

Product Status:

Active

Current - Collector (Ic) (Max):

100 mA

Vce Saturation (Max) @ Ib, Ic:

600mV @ 5mA, 100mA

DC Current Gain (hFE) (Min) @ Ic, Vce:

200 @ 2mA, 5V

Frequency - Transition:

100MHz

Mounting Type:

Surface Mount

Supplier Device Package:

SOT-723

Environmental & Export classification

REACH Status:

REACH Unaffected

HTSUS:

8541.21.0075

ECCN:

EAR99

Features

- Halogen Free. "Green" Device (Note 1)
- Moisture Sensitivity Level 1
- Epoxy Meets UL 94 V-0 Flammability Rating
- Lead Free Finish/RoHS Compliant ("P" Suffix Designates RoHS Compliant. See Ordering Information)

Maximum Ratings @ 25°C Unless Otherwise Specified

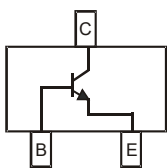
- Operating Junction Temperature Range: -55°C to +150°C
- Storage Temperature Range: -55°C to +150°C
- Maximum Thermal Resistance: 472°C/W Junction to Ambient^(Note 2)

Parameter	Symbol	Rating	Unit
Collector-Base Voltage BC846AM3-BC846BM3 BC847AM3-BC847CM3 BC848AM3-BC848CM3	V_{CBO}	80 50 30	V
Collector-Emitter Voltage BC846AM3-BC846BM3 BC847AM3-BC847CM3 BC848AM3-BC848CM3	V_{CEO}	65 45 30	V
Emitter-Base Voltage	V_{EBO}	6	V
Collector Current	I_C	100	mA
Peak Base Current ^(Note 3)	I_{BM}	200	mA
Collector Power Dissipation @ $T_A=25^\circ\text{C}$ ^(Note 2)	P_C	265	mW

Note:

1. Halogen free "Green" products are defined as those which contain <900ppm bromine, <900ppm chlorine (<1500ppm total Br + Cl) and <1000ppm antimony compounds.
2. Device Mounted on FR-5: 1.0 X 0.75 X 0.062 inch.
3. Single pulse; $t_p < 1$ ms.

Internal Structure

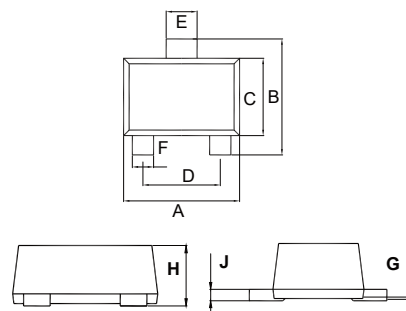


Marking:

BC846AM3:1A; BC846BM3:1B;
 BC847AM3:1E; BC847BM3:1F; BC847CM3:1G;
 BC848AM3:1J; BC848BM3:1K; BC848CM3:1L;

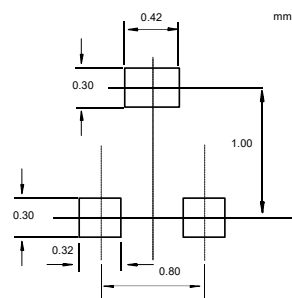
NPN Plastic-Encapsulate Transistors

SOT-723



DIM	INCHES		MM		NOTE
	MIN	MAX	MIN	MAX	
A	0.043	0.051	1.10	1.30	
B	0.043	0.051	1.10	1.30	
C	0.028	0.035	0.70	0.90	
D	0.031		0.80		TYP.
E	0.009	0.017	0.22	0.42	
F	0.005	0.013	0.12	0.32	
G	0.000	0.002	0.00	0.05	
H	0.017	0.021	0.43	0.54	
J	0.003	0.006	0.08	0.15	

Suggested Solder Pad Layout



Electrical Characteristics @ $T_A=25^\circ\text{C}$ Unless Otherwise Specified

Parameter	Symbol	Min	Typ	Max	Units	Conditions
Collector-Base Breakdown Voltage BC846AM3-BC846BM3 BC847AM3-BC847CM3 BC848AM3-BC848CM3	$V_{(BR)CBO}$	80 50 30			V	$I_C=10\mu\text{A}$, $I_E=0$
Collector-Emitter Breakdown Voltage BC846AM3-BC846BM3 BC847AM3-BC847CM3 BC848AM3-BC848CM3	$V_{(BR)CEO}$	65 45 30			V	$I_C=10\text{mA}$, $I_B=0$
Emitter-Base Breakdown Voltage BC846AM3-BC846BM3 BC847AM3-BC847CM3 BC848AM3-BC848CM3	$V_{(BR)EBO}$	6 6 5			V	$I_E=10\mu\text{A}$, $I_C=0$
Collector Cut-off Current	I_{CBO}			15	nA	$V_{CB}=30\text{V}$, $I_E=0$
Emitter Cutoff Current	I_{EBO}			100	nA	$V_{EB}=5\text{V}$, $I_C=0$
Emitter Cutoff Current	I_{CEO}			1	mA	$V_{CE}=30\text{V}$, $I_B=0$
DC Current Gain BC846AM3/BC847AM3/BC848AM3 BC846BM3/BC847BM3/BC848BM3 BC847CM3/BC848CM3	$h_{FE(1)}$		110 250 480			$V_{CE}=5\text{V}$, $I_C=10\mu\text{A}$
DC Current Gain BC846AM3/BC847AM3/BC848AM3 BC846BM3/BC847BM3/BC848BM3 BC847CM3/BC848CM3	$h_{FE(2)}$	110 200 420		220 450 800		$V_{CE}=5\text{V}$, $I_C=2\text{mA}$
Collector-Emitter Saturation Voltage	$V_{CE(sat)}$		0.09 0.2	0.3 0.6	V	$I_C=10\text{mA}$, $I_B=0.5\text{mA}$ $I_C=100\text{mA}$, $I_B=5\text{mA}$
Base-Emitter Saturation Voltage	$V_{BE(sat)}$		0.7 0.9	0.9 1.1	V	$I_C=10\text{mA}$, $I_B=0.5\text{mA}$ $I_C=100\text{mA}$, $I_B=5\text{mA}$
Base-Emitter On Voltage	$V_{BE(on)}$	0.52	0.66	0.7 0.77	V	$V_{CE}=5\text{V}$, $I_C=2\text{mA}$ $V_{CE}=5\text{V}$, $I_C=10\text{mA}$
Transition Frequency	f_T	100			MHZ	$V_{CE}=5\text{V}$, $I_C=10\text{mA}$, $f=100\text{MHz}$

Curve Characteristics

Fig. 1 - Static Characteristics

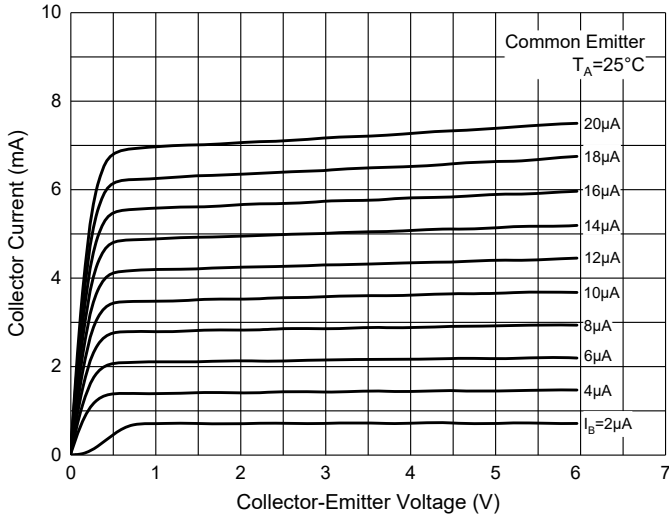


Fig. 2 - DC Current Gain Characteristics




Fig. 3 - Base-Emitter Saturation Voltage Characteristics

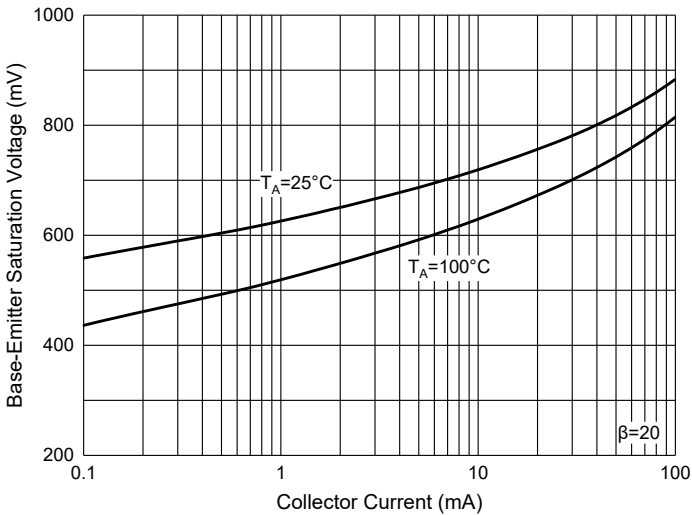


Fig. 4 - Collector-Emitter Saturation Voltage Characteristics

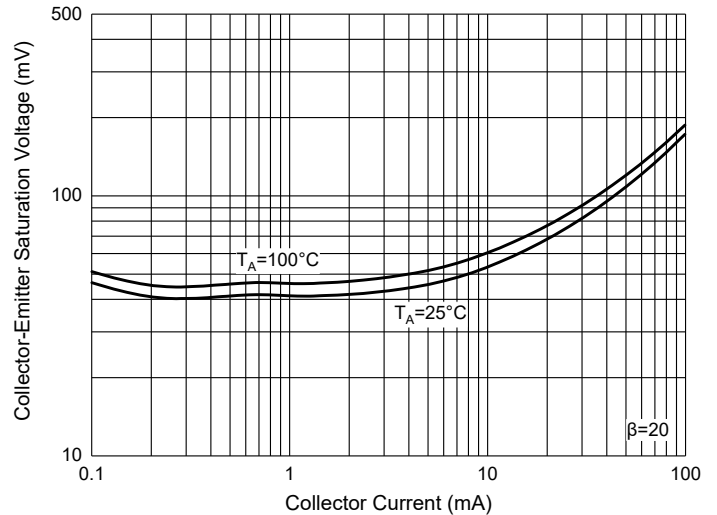


Fig. 5 - Base-Emitter Voltage Characteristics

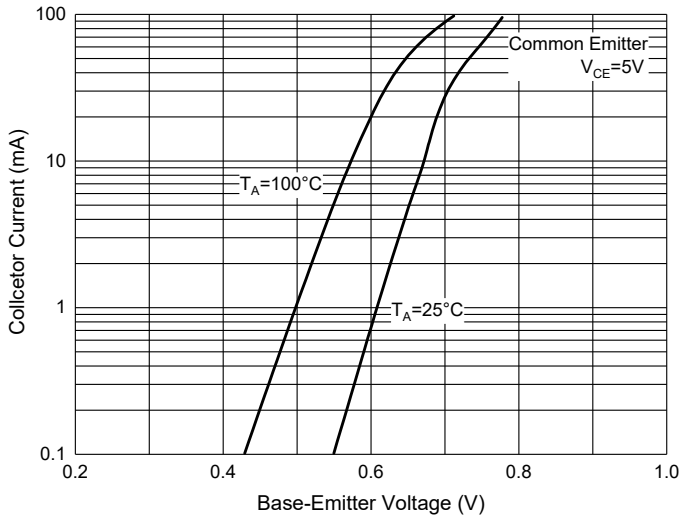
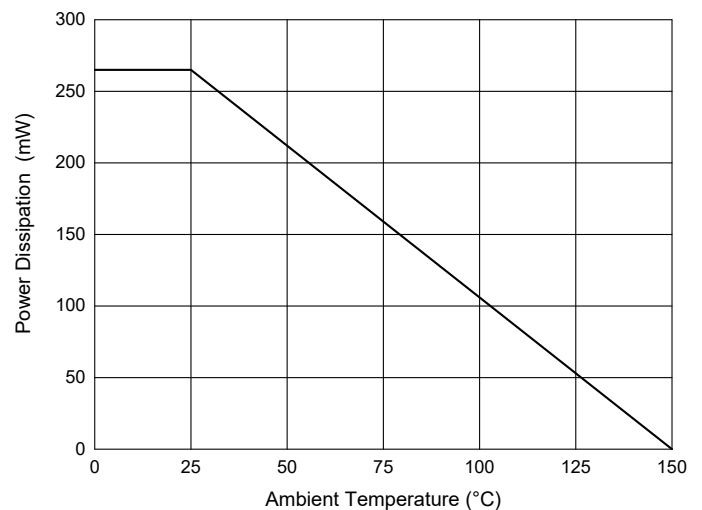


Fig. 6 - Power Derating Curve





Ordering Information

Device	Packing
Part Number-TP	Tape&Reel: 8Kpcs/Reel

IMPORTANT NOTICE

Micro Commercial Components Corp. reserves the right to make changes without further notice to any product herein to make corrections, modifications, enhancements, improvements, or other changes. *Micro Commercial Components Corp.* does not assume any liability arising out of the application or use of any product described herein; neither does it convey any license under its patent rights, nor the rights of others. The user of products in such applications shall assume all risks of such use and will agree to hold *Micro Commercial Components Corp.* and all the companies whose products are represented on our website, harmless against all damages. *Micro Commercial Components Corp.* products are sold subject to the general terms and conditions of commercial sale, as published at <https://www.mccsemi.com/Home/TermsAndConditions>.

LIFE SUPPORT

MCC's products are not authorized for use as critical components in life support devices or systems without the express written approval of Micro Commercial Components Corporation.

CUSTOMER AWARENESS

Counterfeiting of semiconductor parts is a growing problem in the industry. Micro Commercial Components (MCC) is taking strong measures to protect ourselves and our customers from the proliferation of counterfeit parts. MCC strongly encourages customers to purchase MCC parts either directly from MCC or from Authorized MCC Distributors who are listed by country on our web page cited below. Products customers buy either from MCC directly or from Authorized MCC Distributors are genuine parts, have full traceability, meet MCC's quality standards for handling and storage. **MCC will not provide any warranty coverage or other assistance for parts bought from Unauthorized Sources.** MCC is committed to combat this global problem and encourage our customers to do their part in stopping this practice by buying direct or from authorized distributors.

OUR CERTIFICATE

DiGi provide top-quality products and perfect service for customer worldwide through standardization, technological innovation and continuous improvement. DiGi through third-party certification, we stricly control the quality of products and services. Welcome your RFQ to

Email: Info@DiGi-Electronics.com



Tel: +00 852-30501935

RFQ Email: Info@DiGi-Electronics.com

DiGi is a global authorized distributor of electronic components.