

# BC847AW-TP Datasheet

[www.digi-electronics.com](http://www.digi-electronics.com)



<https://www.DiGi-Electronics.com>

DiGi Electronics Part Number	BC847AW-TP-DG
Manufacturer	<a href="#">Micro Commercial Co</a>
Manufacturer Product Number	BC847AW-TP
Description	TRANS NPN 45V 0.1A SOT323
Detailed Description	Bipolar (BJT) Transistor NPN 45 V 100 mA 100MHz S urface Mount SOT-323



Tel: +00 852-30501935

RFQ Email: [Info@DiGi-Electronics.com](mailto:Info@DiGi-Electronics.com)

DiGi is a global authorized distributor of electronic components.

## Purchase and inquiry

Manufacturer Product Number:

BC847AW-TP

Series:

-

Transistor Type:

NPN

Voltage - Collector Emitter Breakdown (Max):

45 V

Current - Collector Cutoff (Max):

100nA

Frequency - Transition:

100MHz

Mounting Type:

Surface Mount

Supplier Device Package:

SOT-323

Manufacturer:

Micro Commercial Co

Product Status:

Active

Current - Collector (Ic) (Max):

100 mA

Vce Saturation (Max) @ Ib, Ic:

600mV @ 5mA, 100mA

DC Current Gain (hFE) (Min) @ Ic, Vce:

110 @ 2mA, 5V

Operating Temperature:

-65°C ~ 150°C (TJ)

Package / Case:

SC-70, SOT-323

Base Product Number:

BC847

## Environmental & Export classification

RoHS Status:

ROHS3 Compliant

REACH Status:

REACH Unaffected

HTSUS:

8541.21.0095

Moisture Sensitivity Level (MSL):

1 (Unlimited)

ECCN:

EAR99

## Features

- Halogen Free. "Green" Device (Note 1)
- Moisture Sensitivity Level 1
- Epoxy Meets UL 94 V-0 Flammability Rating
- Lead Free Finish/RoHS Compliant ("P" Suffix Designates RoHS Compliant. See Ordering Information)

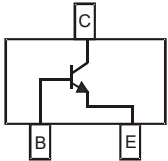
## Maximum Ratings @ 25°C Unless Otherwise Specified

- Operating Junction Temperature Range: -65°C to +150°C
- Storage Temperature Range: -65°C to +150°C
- Maximum Thermal Resistance: 625°C/W Junction to Ambient (Note2)

Parameter	Symbol	Rating	Unit
Collector-Base Voltage			
BC846AW, BC846BW	$V_{CBO}$	80	V
BC847AW, BC847BW, BC847CW		50	
BC848AW, BC848BW, BC848CW		30	
Collector-Emitter Voltage			
BC846AW, BC846BW	$V_{CEO}$	65	V
BC847AW, BC847BW, BC847CW		45	
BC848AW, BC848BW, BC848CW		30	
Emitter-Base Voltage			
BC846AW, BC846BW	$V_{EBO}$	6	V
BC847AW, BC847BW, BC847CW		6	
BC848AW, BC848BW, BC848CW		5	
Collector Current	$I_C$	100	mA
Peak Collector Current	$I_{CM}$	200	mA
Peak Base Current	$I_{BM}$	200	mA
Power Dissipation	$P_D$	200	mW

Note: 1. Halogen free "Green" products are defined as those which contain <900ppm bromine, <900ppm chlorine (<1500ppm total Br + Cl) and <1000ppm antimony compounds.

## Internal Structure

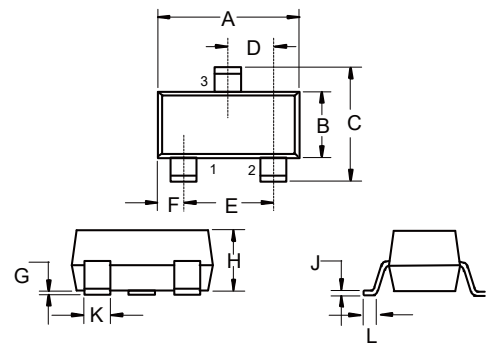


### Marking:

BC846AW:1A; BC846BW:1B  
 BC847AW:1E; BC847BW:1F; BC847CW:1G  
 BC848AW:1J; BC848BW:1K; BC848C:1L

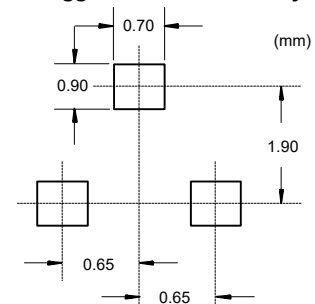
# NPN General Purpose Transistors

## SOT-323



DIM	DIMENSIONS				NOTE
	INCHES		MM		
	MIN	MAX	MIN	MAX	
A	0.071	0.087	1.80	2.20	
B	0.045	0.053	1.15	1.35	
C	0.083	0.096	2.10	2.45	
D	0.026		0.65		TYP.
E	0.047	0.055	1.20	1.40	
F	0.012	0.016	0.30	0.40	
G	0.000	0.004	0.00	0.10	
H	0.035	0.044	0.90	1.10	
J	0.002	0.010	0.05	0.25	
K	0.006	0.016	0.15	0.40	
L	0.010	0.018	0.26	0.46	

### Suggested Solder Pad Layout



## Electrical Characteristics @ 25°C Unless Otherwise Specified

Parameter	Symbol	Min	Typ	Max	Units	Conditions
Collector-Base Breakdown Voltage BC846AW,BC846BW BC847AW,BC847BW,BC847CW BC848AW,BC848BW,BC848CW	$V_{(BR)CBO}$	80 50 30			V	$I_C=10\mu A, I_E=0$
Collector-Emitter Breakdown Voltage BC846AW,BC846BW BC847AW,BC847BW,BC847CW BC848AW,BC848BW,BC848CW	$V_{(BR)CEO}$	65 45 30			V	$I_C=10mA, I_B=0$
Emitter-Base Breakdown Voltage BC846AW,BC846BW BC847AW,BC847BW,BC847CW BC848AW,BC848BW,BC848CW	$V_{(BR)EBO}$	6 6 5			V	$I_E=1\mu A, I_C=0$
Collector-Base Cutoff Current	$I_{CBO}$			15	nA	$V_{CB}=30V, I_E=0$
				5	$\mu A$	$V_{CB}=30V, I_E=0, T_J=150^\circ C$
Emitter-Base Cutoff Current	$I_{EBO}$			100	nA	$V_{EB}=5V, I_C=0$
DC Current Gain BC846AW,BC847AW,BC848AW BC846BW,BC847BW,BC848CW BC847CW,BC848CW	$h_{FE(1)}$		90 150 270			$V_{CE}=5V, I_C=10\mu A$
		BC846AW,BC847AW,BC848AW BC846BW,BC847BW,BC848BW BC847CW,BC848CW	$h_{FE(2)}$	110 200 420	180 290 520	220 450 800
Collector-Emitter Saturation Voltage	$V_{CE(sat)}$		90	250	mV	$I_C=10mA, I_B=0.5mA$
			200	600	mV	$I_C=100mA, I_B=5mA$ (Note3)
Base-Emitter Saturation Voltage	$V_{BE(sat)}$		700		mV	$I_C=10mA, I_B=0.5mA$
			900		mV	$I_C=100mA, I_B=5mA$ (Note3)
Base-Emitter Voltage	$V_{BE}$	580	660	700	mV	$V_{CE}=5V, I_C=2mA$
				770	mV	$V_{CE}=5V, I_C=10mA$
Transition Frequency	$f_T$	100			MHz	$V_{CE}=5V, I_C=10mA, f=100MHz$
Collector Capacitance	$C_C$			4.5	pF	$V_{CB}=10V, I_E=I_e=0, f=1MHz$
Noise Figure	NF			10	dB	$V_{CE}=5V, I_C=200\mu A$ $R_S=2K\Omega, f=1KHz, BW=200Hz$

Notes: 2. Device Mounted on an FR4 Printed Circuit Board.

3. Pulse Width  $\leq 300\mu s$ , Duty Cycle  $\leq 2.0\%$

Curve Characteristics

Fig. 1 - Static Characteristics

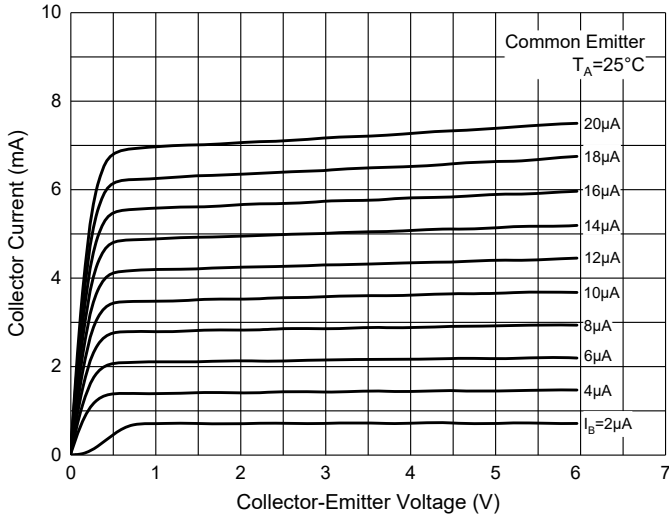


Fig. 2 - DC Current Gain Characteristics




Fig. H - Base-Emitter Saturation Voltage Characteristics

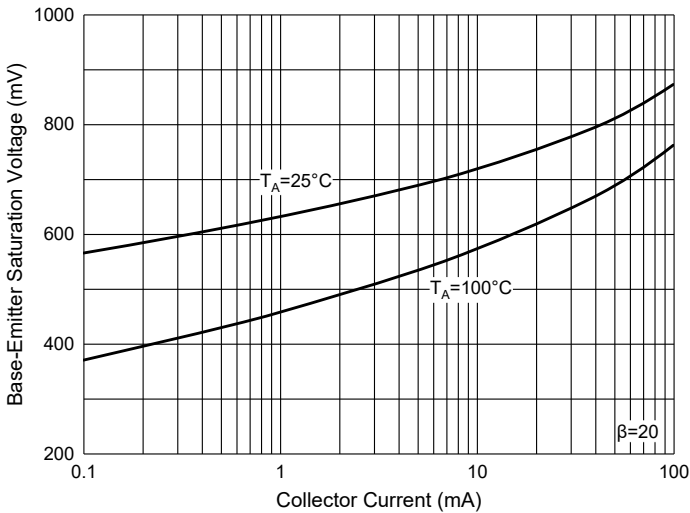


Fig. 4 - Collector-Emitter Saturation Voltage Characteristics

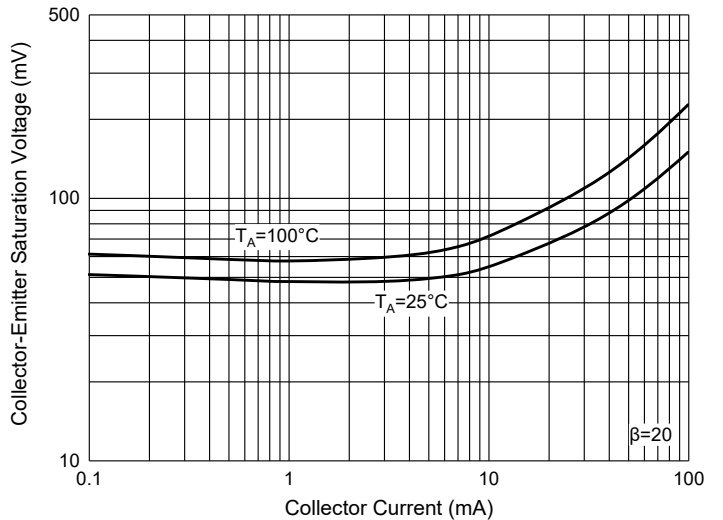


Fig. 5 - Base-Emitter Voltage Characteristics

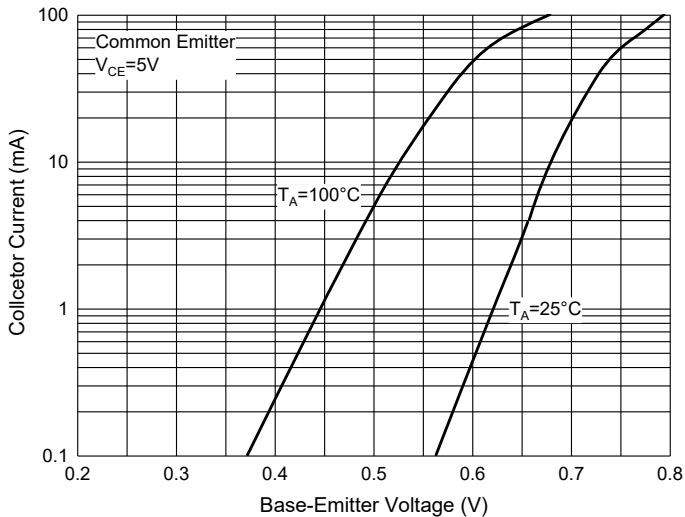
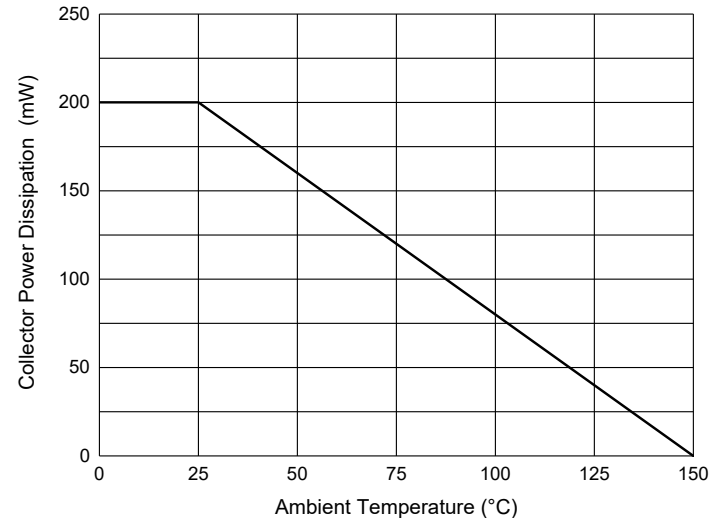


Fig. 6 - Collector Power Derating Curve



## Ordering Information

Device	Packing
Part Number-TP	Tape&Reel: 3Kpcs/Reel

### \*\*\*IMPORTANT NOTICE\*\*\*

**Micro Commercial Components Corp.** reserves the right to make changes without further notice to any product herein to make corrections, modifications , enhancements , improvements , or other changes . **Micro Commercial Components Corp.** does not assume any liability arising out of the application or use of any product described herein; neither does it convey any license under its patent rights ,nor the rights of others . The user of products in such applications shall assume all risks of such use and will agree to hold **Micro Commercial Components Corp.** and all the companies whose products are represented on our website, harmless against all damages. **Micro Commercial Components Corp.** products are sold subject to the general terms and conditions of commercial sale, as published at <https://www.mccsemi.com/Home/TermsAndConditions>.

### \*\*\*LIFE SUPPORT\*\*\*

MCC's products are not authorized for use as critical components in life support devices or systems without the express written approval of Micro Commercial Components Corporation.

### \*\*\*CUSTOMER AWARENESS\*\*\*

Counterfeiting of semiconductor parts is a growing problem in the industry. Micro Commercial Components (MCC) is taking strong measures to protect ourselves and our customers from the proliferation of counterfeit parts. MCC strongly encourages customers to purchase MCC parts either directly from MCC or from Authorized MCC Distributors who are listed by country on our web page cited below. Products customers buy either from MCC directly or from Authorized MCC Distributors are genuine parts, have full traceability, meet MCC's quality standards for handling and storage. **MCC will not provide any warranty coverage or other assistance for parts bought from Unauthorized Sources.** MCC is committed to combat this global problem and encourage our customers to do their part in stopping this practice by buying direct or from authorized distributors.

## OUR CERTIFICATE

DiGi provide top-quality products and perfect service for customer worldwide through standardization, technological innovation and continuous improvement. DiGi through third-party certification, we stricly control the quality of products and services. Welcome your RFQ to

Email: [Info@DiGi-Electronics.com](mailto:Info@DiGi-Electronics.com)



Tel: +00 852-30501935

RFQ Email: [Info@DiGi-Electronics.com](mailto:Info@DiGi-Electronics.com)

DiGi is a global authorized distributor of electronic components.