

PAT-0+ Datasheet

www.digi-electronics.com



DiGi Electronics Part Number	PAT-0+-DG
Manufacturer	Mini-Circuits
Manufacturer Product Number	PAT-0+
Description	0 DB SMT FXD ATTEN, DC-5000 MHZ
Detailed Description	RF Attenuators 0dB 0 Hz ~ 5 GHz 50 Ohms 1W 4-SMD, Flat Leads

<https://www.DiGi-Electronics.com>

This model PAT-0+ is available at DiGi Electronics.

DiGi Electronics offers a global database of semiconductor and electronic component datasheets.

We welcome your inquiries regarding pricing, lead time, or other product-related questions.

 [Request a Quote](#)

 [Datasheet Search](#)



Tel: +00 852-30501935

RFQ Email: Info@DiGi-Electronics.com

DiGi is a global authorized distributor of electronic components.

Purchase and inquiry

Manufacturer Product Number:

PAT-0+

Series:

-

Attenuation Value:

0dB

Power (Watts):

1W

Package / Case:

4-SMD, Flat Leads

Manufacturer:

Mini-Circuits

Product Status:

Active

Frequency Range:

0 Hz ~ 5 GHz

Impedance:

50 Ohms

Environmental & Export classification

RoHS Status:

ROHS3 Compliant

REACH Status:

REACH Unaffected

HTSUS:

8533.21.0090

Moisture Sensitivity Level (MSL):

1 (Unlimited)

ECCN:

EAR99

Miniature Ceramic Fixed Attenuator

PAT-0+

50Ω 1W 0dB DC to 7000 MHz

Maximum Ratings

Operating Temperature	-55°C to 100°C
Storage Temperature	-55°C to 100°C

Permanent damage may occur if any of these limits are exceeded.

Pin Connections

INPUT	1
OUTPUT	3
GROUND	2,4

Features

- wideband, DC to 7000 MHz
- excellent VSWR, up to 6 GHz
- miniature size
- aqueous washable

Applications

- power leveling
- impedance match improvement



Generic photo used for illustration purposes only

CASE STYLE: AF320

+RoHS Compliant

The +Suffix identifies RoHS Compliance. See our web site for RoHS Compliance methodologies and qualifications



Available Tape and Reel at no extra cost

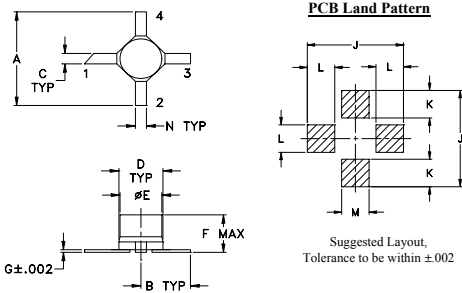
Reel Size	Devices/Reel
7"	1000

Electrical Specifications at 25°C

FREQ. RANGE (MHz)	ATTENUATION (dB) Flatness, Max.	VSWR (:1) Max.			MAX. INPUT POWER (W)
		DC-1 GHz	DC-2.5 GHz	DC-f _u GHz	
f _L -f _u	Nom.	DC-1 GHz	DC-2.5 GHz	DC-f _u GHz	
DC-7000	0+0.2	0.2	0.4	0.7	1

1. RF power at 25°C case temperature: 1 Watt. Derate linearly to 0.1 Watt at 100°C.

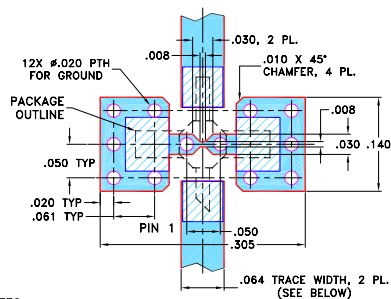
Outline Drawing



Outline Dimensions (inch/mm)

A	B	C	D	E	F	G
.200	.100	.020	.070	.068	.057	.005
5.08	2.54	0.51	1.78	1.73	1.45	0.13
H	J	K	L	M	N	wt
--	.230	.065	.060	.080	.040	grams
--	5.84	1.65	1.52	2.03	1.02	0.04

Demo Board MCL P/N: TB-319 Suggested PCB Layout (PL-208)



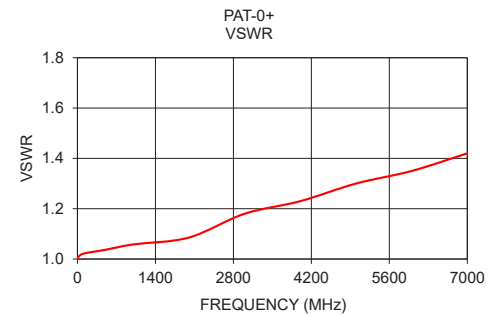
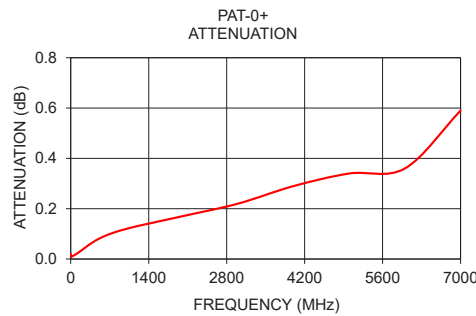
- NOTES:
1. TRACE WIDTH IS SHOWN FOR ROGERS RO4350B WITH DIELECTRIC THICKNESS .030" ± .002"; COPPER: 1/2 OZ. EACH SIDE. FOR OTHER MATERIALS TRACE WIDTH MAY NEED TO BE MODIFIED.
 2. BOTTOM SIDE OF THE PCB IS CONTINUOUS GROUND PLANE.
- DENOTES PCB COPPER LAYOUT WITH SMOBC (SOLDER MASK OVER BARE COPPER)
- ▨ DENOTES COPPER LAND PATTERN FREE OF SOLDER MASK

Notes

- A. Performance and quality attributes and conditions not expressly stated in this specification document are intended to be excluded and do not form a part of this specification document.
- B. Electrical specifications and performance data contained in this specification document are based on Mini-Circuit's applicable established test performance criteria and measurement instructions.
- C. The parts covered by this specification document are subject to Mini-Circuits standard limited warranty and terms and conditions (collectively, "Standard Terms"); Purchasers of this part are entitled to the rights and benefits contained therein. For a full statement of the Standard Terms and the exclusive rights and remedies thereunder, please visit Mini-Circuits' website at www.minicircuits.com/MCLStore/terms.jsp

Typical Performance Data

Frequency (MHz)	Attenuation (dB)	VSWR (:1)
1.00	0.02	1.00
10.00	0.01	1.01
100.00	0.02	1.02
500.00	0.08	1.04
1000.00	0.12	1.06
2000.00	0.17	1.09
3000.00	0.22	1.18
4000.00	0.29	1.23
5000.00	0.34	1.30
6000.00	0.36	1.35
7000.00	0.59	1.42



OUR CERTIFICATE

DiGi provide top-quality products and perfect service for customer worldwide through standardization, technological innovation and continuous improvement. DiGi through third-party certification, we strictly control the quality of products and services. Welcome your RFQ to

Email: Info@DiGi-Electronics.com



Tel: +00 852-30501935

RFQ Email: Info@DiGi-Electronics.com

DiGi is a global authorized distributor of electronic components.