

12RS154C Datasheet



<https://www.DiGi-Electronics.com>

DiGi Electronics Part Number	12RS154C-DG
Manufacturer	Murata Power Solutions Inc.
Manufacturer Product Number	12RS154C
Description	FIXED IND 150UH 1.25A 230MOHM TH
Detailed Description	150 μ H Shielded Wirewound Inductor 1.25 A 230mOhm Max Radial, Vertical Cylinder, 4 Leads



Tel: +00 852-30501935

RFQ Email: Info@DiGi-Electronics.com

DiGi is a global authorized distributor of electronic components.

Purchase and inquiry

Manufacturer Product Number:

12RS154C

Series:

1200RS

Type:

Wirewound

Inductance:

150 μ H

Current Rating (Amps):

1.25 A

Shielding:

Shielded

Q @ Freq:

-

Ratings:

-

Inductance Frequency - Test:

10 kHz

Package / Case:

Radial, Vertical Cylinder, 4 Leads

Size / Dimension:

0.413" Dia (10.50mm)

Base Product Number:

12RS

Manufacturer:

Murata Power Solutions Inc.

Product Status:

Active

Material - Core:

-

Tolerance:

\pm 15%

Current - Saturation (Isat):

-

DC Resistance (DCR):

230mOhm Max

Frequency - Self Resonant:

-

Operating Temperature:

-40°C ~ 85°C

Mounting Type:

Through Hole

Supplier Device Package:

-

Height - Seated (Max):

0.335" (8.50mm)

Environmental & Export classification

RoHS Status:

ROHS3 Compliant

REACH Status:

REACH Unaffected

HTSUS:

8504.50.8000

Moisture Sensitivity Level (MSL):

Not Applicable

ECCN:

EAR99



1200RS Series

Through Hole Radial Lead Shielded Inductors



FEATURES

- RoHS compliant
- Radial format
- Integral EMI shield
- Compact size
- Up to 4.6A Ioc
- 10 μ H to 1mH
- Low DC resistance
- UL 94V-0 materials
- Backward compatible with Sn/Pb soldering systems

DESCRIPTION

The 1200RS Series of inductors is suitable for power line filtering in low to medium current applications such as switching power supply circuits. The integral ferrite shield makes these devices ideal for protecting circuits susceptible to EMI.

For lower current versions with the same footprint see our 1200LRS Series.

SELECTION GUIDE

Order Code	Inductance (0.1V@10kHz)	DC Current ¹	DC Resistance
	$\pm 15\%$ μH	Max. A	Max. m Ω
12RS103C	10 $\pm 20\%$	4.6	23
12RS153C	15 $\pm 20\%$	4.0	36
12RS223C	22 $\pm 20\%$	3.3	42
12RS333C	33	2.7	57
12RS473C	47	2.2	100
12RS683C	68	1.8	150
12RS104C	100	1.4	190
12RS154C	150	1.25	230
12RS224C	220	1.10	290
12RS334C	330	0.85	510
12RS474C	470	0.72	980
12RS684C	680	0.55	1200
12RS105C	1000	0.44	1500

ABSOLUTE MAXIMUM RATINGS

Operating free air temperature range	-40°C to +85°C
Storage temperature range	-40°C to 125°C

SOLDERING INFORMATION²

Peak wave solder temperature	260°C for 10 seconds
Pin finish	Matte tin

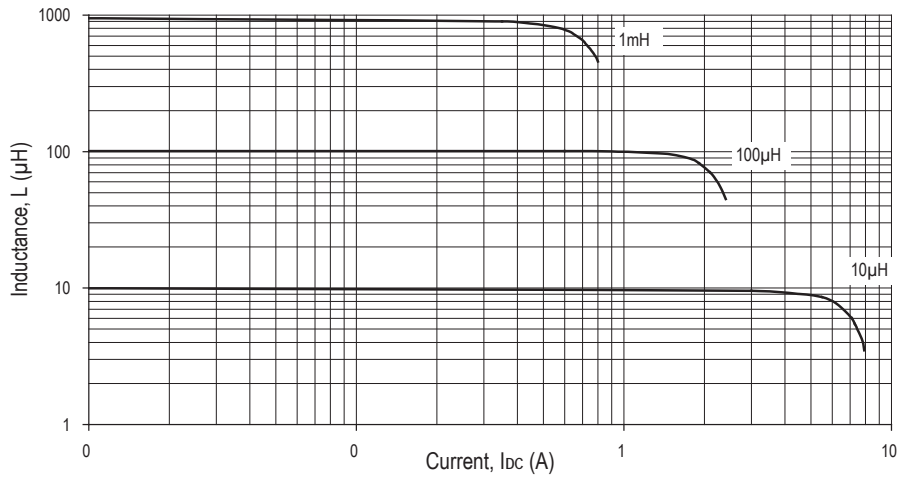


For full details go to
www.murata-ps.com/rohs

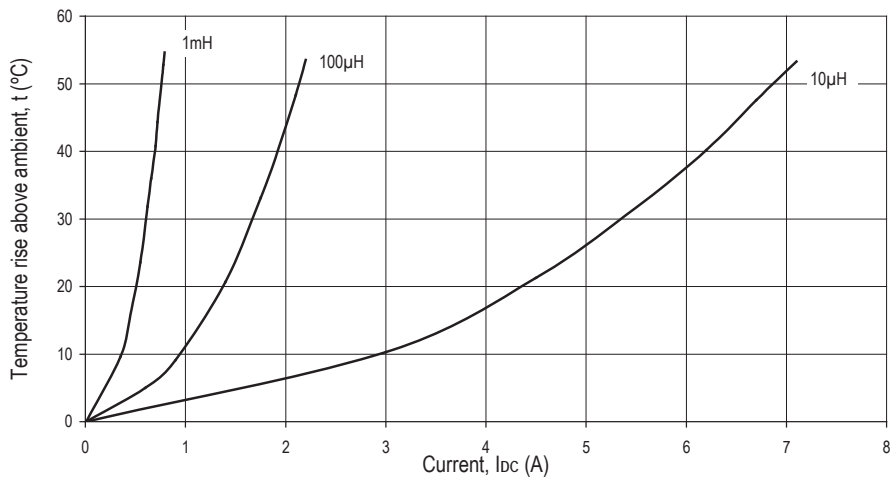
All specifications typical at $T_A = 25^\circ\text{C}$

- 1 Maximum DC current occurs when either the inductance falls to 75% of its nominal value or when its temperature rise reaches 40°C, whichever is sooner.
- 2 For further information, please visit www.murata-ps.com/rohs

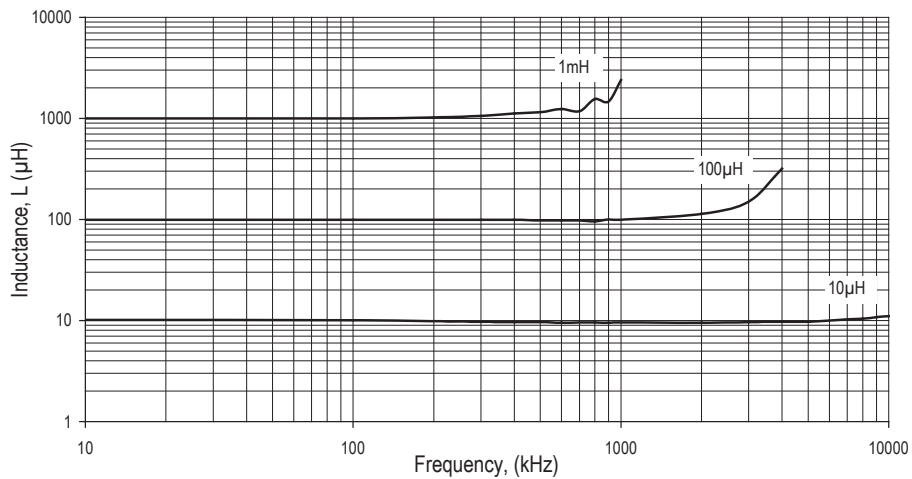
INDUCTANCE Vs CURRENT



TEMPERATURE Vs CURRENT

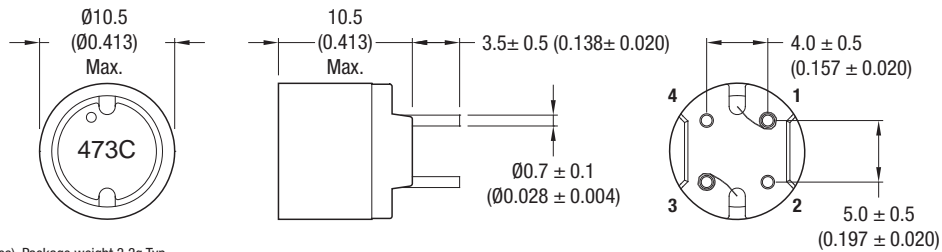


INDUCTANCE Vs FREQUENCY



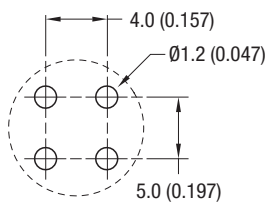
PACKAGE SPECIFICATIONS

MECHANICAL DIMENSIONS



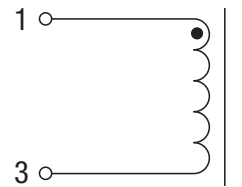
All dimensions in mm (inches). Package weight 3.3g Typ.

RECOMMENDED FOOTPRINT DETAILS



All dimensions in mm (inches)

SCHEMATIC



PACKAGING DETAILS

Supplied in cartons (250 pieces per carton)

DISCLAIMER

Unless otherwise stated in the datasheet, all products are designed for standard commercial and industrial applications and NOT for safety-critical and/or life-critical applications.

Particularly for safety-critical and/or life-critical applications, i.e. applications that may directly endanger or cause the loss of life, inflict bodily harm and/or loss or severe damage to equipment/property, and severely harm the environment, a prior explicit written approval from Murata is strictly required. Any use of Murata standard products for any safety-critical, life-critical or any related applications without any prior explicit written approval from Murata shall be deemed unauthorised use.

These applications include but are not limited to:

- Aircraft equipment
- Aerospace equipment
- Undersea equipment
- Power plant control equipment
- Medical equipment
- Transportation equipment (automobiles, trains, ships, etc.)
- Traffic signal equipment
- Disaster prevention / crime prevention equipment
- Data Processing equipment

Murata makes no express or implied warranty, representation, or guarantee of suitability, fitness for any particular use/purpose and/or compatibility with any application or device of the buyer, nor does Murata assume any liability whatsoever arising out of unauthorised use of any Murata product for the application of the buyer. The suitability, fitness for any particular use/purpose and/or compatibility of Murata product with any application or device of the buyer remain to be the responsibility and liability of the buyer.

Buyer represents and agrees that it has all the necessary expertise to create and implement safeguards that anticipate dangerous consequences of failures, monitor failures and their consequences, lessen the likelihood of failures that might cause harm, and take appropriate remedial actions. Buyer will fully indemnify and hold Murata, its affiliated companies, and its representatives harmless against any damages arising out of unauthorised use of any Murata products in any safety-critical and/or life-critical applications.

Remark: Murata in this section refers to Murata Manufacturing Company and its affiliated companies worldwide including, but not limited to, Murata Power Solutions.



This product is subject to the following [operating requirements](#) and the [Life and Safety Critical Application Sales Policy](#):

Refer to: <https://www.murata.com/en-eu/products/power/requirements>

Murata Power Solutions (Milton Keynes) Ltd. makes no representation that the use of its products in the circuits described herein, or the use of other technical information contained herein, will not infringe upon existing or future patent rights. The descriptions contained herein do not imply the granting of licenses to make, use, or sell equipment constructed in accordance therewith. Specifications are subject to change without notice.

© 2021 Murata Power Solutions (Milton Keynes) Ltd

OUR CERTIFICATE

DiGi provide top-quality products and perfect service for customer worldwide through standardization, technological innovation and continuous improvement. DiGi through third-party certification, we stricly control the quality of products and services. Welcome your RFQ to

Email: Info@DiGi-Electronics.com



Tel: +00 852-30501935

RFQ Email: Info@DiGi-Electronics.com

DiGi is a global authorized distributor of electronic components.