


# UKW1H331MPD Datasheet

www.digi-electronics.com



<https://www.DiGi-Electronics.com>

DiGi Electronics Part Number	UKW1H331MPD-DG
Manufacturer	<a href="#">Nichicon</a>
Manufacturer Product Number	UKW1H331MPD
Description	CAP ALUM 330UF 20% 50V RADIAL
Detailed Description	330 $\mu$ F 50 V Aluminum Electrolytic Capacitors Radial, Can 2000 Hrs @ 85°C

This model UKW1H331MPD is available at DiGi Electronics.

DiGi Electronics offers a global database of semiconductor and electronic component datasheets.

We welcome your inquiries regarding pricing, lead time, or other product-related questions.

 [Request a Quote](#)

 [Datasheet Search](#)



Tel: +00 852-30501935

RFQ Email: [Info@DiGi-Electronics.com](mailto:Info@DiGi-Electronics.com)

DiGi is a global authorized distributor of electronic components.

## Purchase and inquiry

Manufacturer Product Number:

UKW1H331MPD

Series:

UKW

Capacitance:

330  $\mu$ F

Voltage - Rated:

50 V

Lifetime @ Temp.:

2000 Hrs @ 85°C

Polarization:

Polar

Applications:

Audio

Ripple Current @ High Frequency:

855 mA @ 10 kHz

Size / Dimension:

0.394" Dia (10.00mm)

Surface Mount Land Size:

-

Package / Case:

Radial, Can

Manufacturer:

Nichicon

Product Status:

Not For New Designs

Tolerance:

$\pm$ 20%

ESR (Equivalent Series Resistance):

-

Operating Temperature:

-40°C ~ 85°C

Ratings:

-

Ripple Current @ Low Frequency:

570 mA @ 120 Hz

Lead Spacing:

0.197" (5.00mm)

Height - Seated (Max):

0.630" (16.00mm)

Mounting Type:

Through Hole

## Environmental & Export classification

RoHS Status:

ROHS3 Compliant

REACH Status:

REACH Unaffected

HTSUS:

8532.22.0020

Moisture Sensitivity Level (MSL):

Not Applicable

ECCN:

EAR99

# ALUMINUM ELECTROLYTIC CAPACITORS

# UKW

Standard, For Audio Equipment



- Realization of a harmonious balance of sound quality, made possible by the development of new electrolyte.
- Most suited for AV equipment.
- Compliant to the RoHS directive (2011/65/EU,(EU)2015/863).

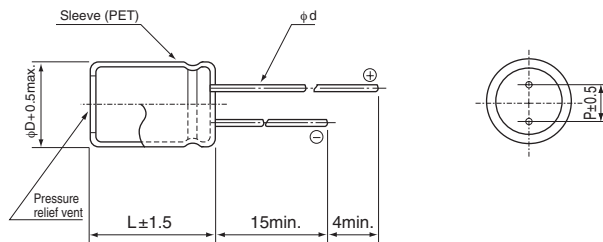


## Specifications

Item	Performance Characteristics																											
Category Temperature Range	-40 to +85°C																											
Rated Voltage Range	10 to 100V																											
Rated Capacitance Range	33 to 15000μF																											
Capacitance Tolerance	±20% at 120Hz, 20°C																											
Leakage Current ※	After 1 minute's application of rated voltage at 20°C, leakage current is not more than 0.03 CV (μA) . After 2 minutes' application of rated voltage at 20°C, leakage current is not more than 0.01 CV (μA) .																											
Tangent of loss angle (tan δ)	<table border="1"> <tr> <td>Rated voltage (V)</td> <td>10</td> <td>16</td> <td>25</td> <td>35</td> <td>50</td> <td>63</td> <td>100</td> <td rowspan="2">Measurement frequency : 120Hz at 20°C</td> </tr> <tr> <td>tan δ (max.)</td> <td>0.24</td> <td>0.20</td> <td>0.16</td> <td>0.14</td> <td>0.12</td> <td>0.10</td> <td>0.08</td> </tr> </table> <p>For capacitance of more than 1000μF, add 0.02 for every increase of 1000μF.</p>	Rated voltage (V)	10	16	25	35	50	63	100	Measurement frequency : 120Hz at 20°C	tan δ (max.)	0.24	0.20	0.16	0.14	0.12	0.10	0.08										
Rated voltage (V)	10	16	25	35	50	63	100	Measurement frequency : 120Hz at 20°C																				
tan δ (max.)	0.24	0.20	0.16	0.14	0.12	0.10	0.08																					
Stability at Low Temperature	<table border="1"> <tr> <td colspan="2">Rated voltage (V)</td> <td>10</td> <td>16</td> <td>25</td> <td>35</td> <td>50</td> <td>63</td> <td>100</td> <td rowspan="3">Measurement frequency : 120Hz</td> </tr> <tr> <td rowspan="2">Impedance ratio (max.)</td> <td>Z(-25°C) / Z(+20°C)</td> <td>4</td> <td>3</td> <td>2</td> <td>2</td> <td>2</td> <td>2</td> <td>2</td> </tr> <tr> <td>Z(-40°C) / Z(+20°C)</td> <td>10</td> <td>8</td> <td>5</td> <td>4</td> <td>3</td> <td>3</td> <td>3</td> </tr> </table>	Rated voltage (V)		10	16	25	35	50	63	100	Measurement frequency : 120Hz	Impedance ratio (max.)	Z(-25°C) / Z(+20°C)	4	3	2	2	2	2	2	Z(-40°C) / Z(+20°C)	10	8	5	4	3	3	3
Rated voltage (V)		10	16	25	35	50	63	100	Measurement frequency : 120Hz																			
Impedance ratio (max.)	Z(-25°C) / Z(+20°C)	4	3	2	2	2	2	2																				
	Z(-40°C) / Z(+20°C)	10	8	5	4	3	3	3																				
Endurance	<p>The specifications listed at right shall be met when the capacitors are restored to 20°C after the rated voltage is applied for 2000 hours at 85°C.</p> <table border="1"> <tr> <td>Capacitance change</td> <td>Within ±20% of the initial capacitance value</td> </tr> <tr> <td>tan δ</td> <td>200% or less than the initial specified value</td> </tr> <tr> <td>Leakage current</td> <td>Less than or equal to the initial specified value</td> </tr> </table>	Capacitance change	Within ±20% of the initial capacitance value	tan δ	200% or less than the initial specified value	Leakage current	Less than or equal to the initial specified value																					
Capacitance change	Within ±20% of the initial capacitance value																											
tan δ	200% or less than the initial specified value																											
Leakage current	Less than or equal to the initial specified value																											
Shelf Life	After storing the capacitors under no load at 85°C for 1000 hours and then performing voltage treatment based on JIS C 5101-4 clause 4.1 at 20°C, they shall meet the specified values for the endurance characteristics listed above.																											
Marking	Printed with gold color letter on black sleeve.																											

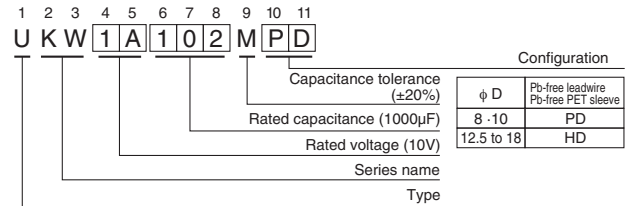
※ I : Leakage Current (μA), C : Rated Capacitance (μF), V : Rated Voltage (V)

## Radial Lead Type



	(mm)				
φD	8	10	12.5	16	18
P	3.5	5.0	5.0	7.5	7.5
φd	0.6	0.6	0.6	0.8	0.8

## Type numbering system (Example : 10V 1000μF)



● Please refer to the Guidelines for Aluminum Electrolytic Capacitors for end seal configuration information.

## Frequency coefficient of rated ripple current

Cap.(μF)	Frequency				
	50Hz	120Hz	300Hz	1kHz	10kHz or more
33 to 47	0.75	1.00	1.35	1.57	2.00
100 to 470	0.80	1.00	1.23	1.34	1.50
1000 to 15000	0.85	1.00	1.10	1.13	1.15

● Dimension table in next page.

## ALUMINUM ELECTROLYTIC CAPACITORS

UKW

## ■ Dimensions

Rated Voltage (V) (code)	Rated Capacitance ( $\mu$ F)	Case Size $\phi$ D $\times$ L (mm)	tan $\delta$	Leakage Current ( $\mu$ A)		Rated Ripple (mArms) (85°C/120Hz)	Part Number
				at 20°C after 1 minute	at 20°C after 2 minutes		
10 (1A)	1000	10 $\times$ 12.5	0.24	300	100	630	UKW1A102MPD
	2200	10 $\times$ 20	0.26	660	220	1050	UKW1A222MPD
	3300	12.5 $\times$ 20	0.28	990	330	1420	UKW1A332MHD
	4700	12.5 $\times$ 25	0.30	1410	470	1800	UKW1A472MHD
	6800	16 $\times$ 25	0.34	2040	680	2150	UKW1A682MHD
	10000	16 $\times$ 35.5	0.42	3000	1000	2500	UKW1A103MHD
	15000	18 $\times$ 35.5	0.52	4500	1500	2720	UKW1A153MHD
16 (1C)	330	8 $\times$ 11.5	0.20	158.4	52.8	360	UKW1C331MPD
	470	8 $\times$ 11.5	0.20	225.6	75.2	420	UKW1C471MPD
	1000	10 $\times$ 16	0.20	480	160	770	UKW1C102MPD
	2200	12.5 $\times$ 20	0.22	1056	352	1250	UKW1C222MHD
	3300	12.5 $\times$ 25	0.24	1584	528	1700	UKW1C332MHD
	4700	16 $\times$ 25	0.26	2256	752	2100	UKW1C472MHD
	6800	16 $\times$ 35.5	0.30	3264	1088	2500	UKW1C682MHD
	10000	18 $\times$ 35.5	0.38	4800	1600	2640	UKW1C103MHD
25 (1E)	220	8 $\times$ 11.5	0.16	165	55	320	UKW1E221MPD
	330	10 $\times$ 12.5	0.16	247.5	82.5	420	UKW1E331MPD
	470	10 $\times$ 12.5	0.16	352.5	117.5	530	UKW1E471MPD
	1000	10 $\times$ 20	0.16	750	250	950	UKW1E102MPD
	2200	12.5 $\times$ 25	0.18	1650	550	1550	UKW1E222MHD
	3300	16 $\times$ 25	0.20	2475	825	1950	UKW1E332MHD
	4700	16 $\times$ 30.5	0.22	3525	1175	2360	UKW1E472MHD
	6800	18 $\times$ 35.5	0.26	5100	1700	2590	UKW1E682MHD
35 (1V)	220	10 $\times$ 12.5	0.14	231	77	370	UKW1V221MPD
	330	10 $\times$ 12.5	0.14	346.5	115.5	470	UKW1V331MPD
	470	10 $\times$ 16	0.14	493.5	164.5	630	UKW1V471MPD
	1000	12.5 $\times$ 20	0.14	1050	350	1100	UKW1V102MHD
	2200	16 $\times$ 25	0.16	2310	770	1800	UKW1V222MHD
	3300	16 $\times$ 35.5	0.18	3465	1155	2220	UKW1V332MHD
	4700	18 $\times$ 35.5	0.20	4935	1645	2490	UKW1V472MHD

For cut leads, formed leads or taped parts, please add the appropriate code after the size code (12th digit).  
If there is no size code in the part number, please add size code "1" and then add the appropriate code.

## ALUMINUM ELECTROLYTIC CAPACITORS

UKW

## ■ Dimensions

Rated Voltage (V) (code)	Rated Capacitance ( $\mu$ F)	Case Size $\phi$ D $\times$ L (mm)	tan $\delta$	Leakage Current ( $\mu$ A)		Rated Ripple (mArms) (85°C/120Hz)	Part Number
				at 20°C after 1 minute	at 20°C after 2 minutes		
50 (1H)	100	8 $\times$ 11.5	0.12	150	50	250	UKW1H101MPD
	220	10 $\times$ 12.5	0.12	330	110	410	UKW1H221MPD
	330	10 $\times$ 16	0.12	495	165	570	UKW1H331MPD
	470	12.5 $\times$ 20	0.12	705	235	760	UKW1H471MHD
	1000	12.5 $\times$ 25	0.12	1500	500	1300	UKW1H102MHD
	2200	16 $\times$ 35.5	0.14	3300	1100	2090	UKW1H222MHD
	3300	18 $\times$ 35.5	0.16	4950	1650	2360	UKW1H332MHD
63 (1J)	100	10 $\times$ 12.5	0.10	189	63	300	UKW1J101MPD
	220	10 $\times$ 16	0.10	415.8	138.6	470	UKW1J221MPD
	330	10 $\times$ 20	0.10	623.7	207.9	650	UKW1J331MPD
	470	12.5 $\times$ 20	0.10	888.3	296.1	880	UKW1J471MHD
	1000	16 $\times$ 25	0.10	1890	630	1300	UKW1J102MHD
	2200	18 $\times$ 35.5	0.12	4158	1386	2200	UKW1J222MHD
100 (2A)	33	8 $\times$ 11.5	0.08	99	33	160	UKW2A330MPD
	47	10 $\times$ 12.5	0.08	141	47	210	UKW2A470MPD
	100	10 $\times$ 20	0.08	300	100	350	UKW2A101MPD
	220	12.5 $\times$ 25	0.08	660	220	600	UKW2A221MHD
	330	12.5 $\times$ 25	0.08	990	330	750	UKW2A331MHD
	470	16 $\times$ 25	0.08	1410	470	1000	UKW2A471MHD
	1000	18 $\times$ 40	0.08	3000	1000	1370	UKW2A102MHD

For cut leads, formed leads or taped parts, please add the appropriate code after the size code (12th digit).  
If there is no size code in the part number, please add size code "1" and then add the appropriate code.

- For formed lead or taped product specifications and minimum order quantity, please refer to the Guidelines for Aluminum Electrolytic Capacitors.

## OUR CERTIFICATE

DiGi provide top-quality products and perfect service for customer worldwide through standardization, technological innovation and continuous improvement. DiGi through third-party certification, we stricy control the quality of products and services. Welcome your RFQ to Email: [Info@DiGi-Electronics.com](mailto:Info@DiGi-Electronics.com)



Tel: +00 852-30501935

RFQ Email: [Info@DiGi-Electronics.com](mailto:Info@DiGi-Electronics.com)

DiGi is a global authorized distributor of electronic components.