

URZ1C331MPD Datasheet



<https://www.DiGi-Electronics.com>

DiGi Electronics Part Number	URZ1C331MPD-DG
Manufacturer	Nichicon
Manufacturer Product Number	URZ1C331MPD
Description	CAP ALUM 330UF 20% 16V RADIAL
Detailed Description	330 μ F 16 V Aluminum Electrolytic Capacitors Radial, Can 1000 Hrs @ 105°C

This model URZ1C331MPD is available at DiGi Electronics.

DiGi Electronics offers a global database of semiconductor and electronic component datasheets.

We welcome your inquiries regarding pricing, lead time, or other product-related questions.

 [Request a Quote](#)

 [Datasheet Search](#)



Tel: +00 852-30501935

RFQ Email: Info@DiGi-Electronics.com

DiGi is a global authorized distributor of electronic components.

Purchase and inquiry

Manufacturer Product Number:

URZ1C331MPD

Series:

URZ

Capacitance:

330 μ F

Voltage - Rated:

16 V

Lifetime @ Temp.:

1000 Hrs @ 105°C

Polarization:

Polar

Applications:

General Purpose

Ripple Current @ High Frequency:

360 mA @ 10 kHz

Size / Dimension:

0.394" Dia (10.00mm)

Surface Mount Land Size:

-

Package / Case:

Radial, Can

Manufacturer:

Nichicon

Product Status:

Obsolete

Tolerance:

\pm 20%

ESR (Equivalent Series Resistance):

-

Operating Temperature:

-55°C ~ 105°C

Ratings:

-

Ripple Current @ Low Frequency:

240 mA @ 120 Hz

Lead Spacing:

0.197" (5.00mm)

Height - Seated (Max):

0.413" (10.50mm)

Mounting Type:

Through Hole

Environmental & Export classification

RoHS Status:

ROHS3 Compliant

REACH Status:

REACH Unaffected

HTSUS:

8532.22.0020

Moisture Sensitivity Level (MSL):


Not Applicable

ECCN:

EAR99

ALUMINUM ELECTROLYTIC CAPACITORS

URZ Compact & Low-Profile Sized,
Wide Temperature Range



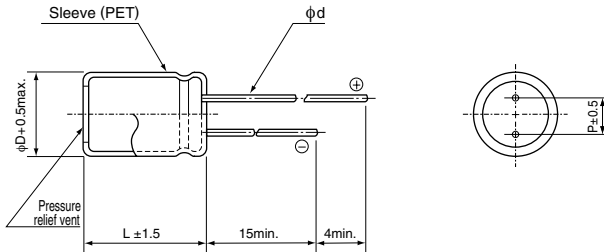
- Wide temperature range and same size as URS.
- Compliant to the RoHS directive (2011/65/EU,(EU)2015/863).

Specifications

Item	Performance Characteristics																								
Category Temperature Range	-55 to +105°C																								
Rated Voltage Range	16 to 100V																								
Rated Capacitance Range	47 to 6800µF																								
Capacitance Tolerance	±20% at 120Hz, 20°C																								
Leakage Current ※	After 1 minute's application of rated voltage at 20°C, leakage current is not more than 0.03CV(µA). After 2 minutes' application of rated voltage at 20°C, leakage current is not more than 0.01CV(µA).																								
Tangent of loss angle (tan δ)	For capacitance of more than 1000µF, add 0.02 for every increase of 1000µF. <table border="1"> <tr> <td>Rated voltage (V)</td> <td>16</td> <td>25</td> <td>35</td> <td>50</td> <td>63</td> <td>100</td> <td rowspan="2">Measurement frequency : 120Hz at 20°C</td> </tr> <tr> <td>tan δ (max.)</td> <td>0.20</td> <td>0.16</td> <td>0.14</td> <td>0.12</td> <td>0.10</td> <td>0.08</td> </tr> </table>	Rated voltage (V)	16	25	35	50	63	100	Measurement frequency : 120Hz at 20°C	tan δ (max.)	0.20	0.16	0.14	0.12	0.10	0.08									
Rated voltage (V)	16	25	35	50	63	100	Measurement frequency : 120Hz at 20°C																		
tan δ (max.)	0.20	0.16	0.14	0.12	0.10	0.08																			
Stability at Low Temperature	<table border="1"> <tr> <td colspan="2">Rated voltage (V)</td> <td>16</td> <td>25</td> <td>35</td> <td>50</td> <td>63</td> <td>100</td> <td rowspan="3">Measurement frequency : 120Hz</td> </tr> <tr> <td rowspan="2">Impedance ratio (max.)</td> <td>Z(-25°C) / Z(+20°C)</td> <td>3</td> <td>2</td> <td>2</td> <td>2</td> <td>2</td> <td>2</td> </tr> <tr> <td>Z(-40°C) / Z(+20°C)</td> <td>6</td> <td>4</td> <td>3</td> <td>3</td> <td>3</td> <td>3</td> </tr> </table>	Rated voltage (V)		16	25	35	50	63	100	Measurement frequency : 120Hz	Impedance ratio (max.)	Z(-25°C) / Z(+20°C)	3	2	2	2	2	2	Z(-40°C) / Z(+20°C)	6	4	3	3	3	3
Rated voltage (V)		16	25	35	50	63	100	Measurement frequency : 120Hz																	
Impedance ratio (max.)	Z(-25°C) / Z(+20°C)	3	2	2	2	2	2																		
	Z(-40°C) / Z(+20°C)	6	4	3	3	3	3																		
Endurance	The specifications listed at right shall be met when the capacitors are restored to 20°C after the rated voltage is applied for 1000 hours at 105°C. <table border="1"> <tr> <td>Capacitance change</td> <td>Within ±20% of the initial capacitance value</td> </tr> <tr> <td>tan δ</td> <td>200% or less than the initial specified value</td> </tr> <tr> <td>Leakage current</td> <td>Less than or equal to the initial specified value</td> </tr> </table>	Capacitance change	Within ±20% of the initial capacitance value	tan δ	200% or less than the initial specified value	Leakage current	Less than or equal to the initial specified value																		
Capacitance change	Within ±20% of the initial capacitance value																								
tan δ	200% or less than the initial specified value																								
Leakage current	Less than or equal to the initial specified value																								
Shelf Life	After storing the capacitors under no load at 105°C for 1000 hours and then performing voltage treatment based on JIS C 5101-4 clause 4.1 at 20°C, they shall meet the specified values for the endurance characteristics listed above.																								
Marking	Printed with white color letter on black sleeve.																								

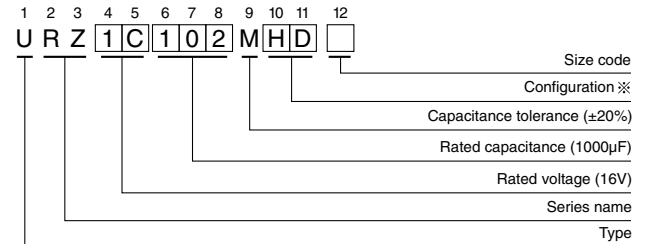
※ I : Leakage Current (µA), C : Rated Capacitance (µF), V : Rated Voltage (V)

Radial Lead Type



	(mm)			
φD	10	12.5	16	18
P	5.0	5.0	7.5	7.5
φd	0.6	0.6	0.8	0.8

Type numbering system (Example : 16V 1000µF)



※ Configuration

φ D	Pb-free leadwire Pb-free PET sleeve
10	PD
12.5 to 18	HD

- Please refer to the Guidelines for Aluminum Electrolytic Capacitors for end seal configuration information.

Frequency coefficient of rated ripple current

Cap.(µF)	Frequency	50Hz	120Hz	300Hz	1 kHz	10kHz or more
47		0.75	1.00	1.35	1.57	2.00
100 to 470		0.80	1.00	1.23	1.34	1.50
1000 to 6800		0.85	1.00	1.10	1.13	1.15

● Dimension table in next page.

ALUMINUM ELECTROLYTIC CAPACITORS

URZ

■ Dimensions

Rated Voltage (V) (code)	Rated Capacitance (μ F)	Case Size ϕ D \times L (mm)	tan δ	Leakage Current (μ A)		Rated Ripple (mArms) (105°C/120Hz)	Part Number
				at 20°C after 1 minute	at 20°C after 2 minutes		
16 (1C)	1000	12.5 \times 12.5	0.20	480	160	520	URZ1C102MHD
	2200	16 \times 15	0.22	1056	352	830	URZ1C222MHD
	3300	18 \times 15	0.24	1584	528	1050	URZ1C332MHD
	4700	18 \times 20	0.26	2256	752	1260	URZ1C472MHD
	6800	18 \times 25	0.30	3264	1088	1560	URZ1C682MHD
25 (1E)	470	10 \times 12.5	0.16	352.5	117.5	370	URZ1E471MPD
	1000	12.5 \times 15	0.16	750	250	590	URZ1E102MHD
	2200	18 \times 15	0.18	1650	550	970	URZ1E222MHD
	3300	18 \times 20	0.20	2475	825	1220	URZ1E332MHD
	4700	18 \times 25	0.22	3525	1175	1470	URZ1E472MHD
35 (1V)	330	10 \times 12.5	0.14	346.5	115.5	340	URZ1V331MPD
	470	12.5 \times 12.5	0.14	493.5	164.5	420	URZ1V471MHD
	1000	16 \times 15	0.14	1050	350	720	URZ1V102MHD
	2200	18 \times 20	0.16	2310	770	1110	URZ1V222MHD
50 (1H)	220	10 \times 12.5	0.12	330	110	290	URZ1H221MPD
	330	12.5 \times 12.5	0.12	495	165	370	URZ1H331MHD
	470	16 \times 15	0.12	705	235	540	URZ1H471MHD
	1000	18 \times 20	0.12	1500	500	830	URZ1H102MHD
63 (1J)	220	12.5 \times 12.5	0.10	415.8	138.6	335	URZ1J221MHD
	330	12.5 \times 15	0.10	623.7	207.9	510	URZ1J331MHD
	470	16 \times 15	0.10	888.3	296.1	640	URZ1J471MHD
100 (2A)	47	10 \times 12.5	0.08	141	47	165	URZ2A470MPD
	100	12.5 \times 15	0.08	300	100	265	URZ2A101MHD
	220	16 \times 15	0.08	660	220	440	URZ2A221MHD
	330	18 \times 15	0.08	990	330	540	URZ2A331MHD

For cut leads, formed leads or taped parts, please add the appropriate code after the size code (12th digit).
If there is no size code in the part number, please add size code "1" and then add the appropriate code.

- For formed lead or taped product specifications and minimum order quantity, please refer to the Guidelines for Aluminum Electrolytic Capacitors.

OUR CERTIFICATE

DiGi provide top-quality products and perfect service for customer worldwide through standardization, technological innovation and continuous improvement. DiGi through third-party certification, we stricy control the quality of products and services. Welcome your RFQ to Email: Info@DiGi-Electronics.com



Tel: +00 852-30501935

RFQ Email: Info@DiGi-Electronics.com

DiGi is a global authorized distributor of electronic components.