


# AX5MCF1-614.4000T Datasheet

[www.digi-electronics.com](http://www.digi-electronics.com)



<https://www.DiGi-Electronics.com>

DiGi Electronics Part Number	AX5MCF1-614.4000T-DG
Manufacturer	<a href="#">Abracon LLC</a>
Manufacturer Product Number	AX5MCF1-614.4000T
Description	OSC XO 614.4MHZ 1.8V CML
Detailed Description	614.4 MHz XO (Standard) CML Oscillator 1.8V Enable/Disable 8-SMD, No Lead



Tel: +00 852-30501935

RFQ Email: [Info@DiGi-Electronics.com](mailto:Info@DiGi-Electronics.com)

DiGi is a global authorized distributor of electronic components.

## Purchase and inquiry

Manufacturer Product Number:

AX5MCF1-614.4000T

Series:

ClearClock™ AX5

Base Resonator:

Crystal

Frequency:

614.4 MHz

Output:

CML

Frequency Stability:

±20ppm

Operating Temperature:

-40°C ~ 85°C

Ratings:

-

Package / Case:

8-SMD, No Lead

Height - Seated (Max):

0.059" (1.50mm)

Manufacturer:

Abracon LLC

Product Status:

Active

Type:

XO (Standard)

Function:

Enable/Disable

Voltage - Supply:

1.8V

Absolute Pull Range (APR):

-

Current - Supply (Max):

85mA

Mounting Type:

Surface Mount

Size / Dimension:

0.197" L x 0.126" W (5.00mm x 3.20mm)

Current - Supply (Disable) (Max):

85mA

## Environmental & Export classification

RoHS Status:

ROHS3 Compliant

REACH Status:

REACH Unaffected

HTSUS:

8542.39.0001

Moisture Sensitivity Level (MSL):

1 (Unlimited)

ECCN:

EAR99

# ClearClock™ Oscillator Family | Low Jitter | 5.0x3.2mm XO

**AX5**

Request Samples



Check Inventory



ESD Sensitive



5.0 x 3.2 x 1.3 mm

RoHS/RoHS II Compliant

MSL Level = 1

## Features

- Ultra-Low Jitter: 125 fs typ RMS (200fs MAX, F>250MHz); spurs included
- Available with any frequency from 50MHz to 2100MHz
- Lowest in-class power consumption (60mA typ LVDS)
- ±20ppm stability (-40 to +85°C)
- 3.3V, 2.5V, 1.8V Vdd supply
- LVPECL, LVDS, HCSL, & CML differential output options
- Industry standard 5.0 x 3.2mm footprint

## Applications

- Networking & communications
- 10G/40G/100G optical Ethernet
- RF systems, base stations (BTS)
- Datacenter
- PCI Express
- Test & measurement

## Key Electrical Specifications

Parameters		Min.	Typ.	Max.	Units	Notes
Frequency Range	LVPECL	50		2100	MHz	Option "P"
	LVDS	100		2100		Option "D"
	HCSL	50		700		Option "H"
	CML	100		2100		Option "M"
Supply Voltage (Vdd) <sup>[Note 1]</sup>		2.97	3.3	3.63	V	Option "A"
		2.25	2.5	2.75		Option "B"
		1.71	1.8	1.89		Option "C"
Supply Current (Idd)	LVPECL		100	111	mA	Max @ 2100MHz; 3.3V
	LVDS		60	65		Max @ 2100MHz; 3.3V
	HCSL		73	78		Max @ 700MHz; 3.3V
	CML		63	68		Max @ 2100MHz; 3.3V
Operating Temperature Range		-20		+70	°C	Option "D"
		-40		+85		Option "F"
Storage Temperature		-55		+150	°C	
Frequency Accuracy (Initial Set-Tolerance) <sup>[Note 2]</sup> at time of shipment (Pre-Reflow) @ +25°C		-5.00	< ±3.00	+5.00	ppm	Relative to carrier
Frequency Stability over Operating Temperature Range		-15		+15	ppm	Over -20°C to +70°C
		-20		+20		Over -40°C to +85°C
Aging over 20 Year Product Life <sup>[Note 3, 4]</sup>		-15		+15	ppm	
All-Inclusive Frequency Accuracy (Total Stability) over 20 Year Product Life <sup>[Note 3]</sup>		-40		+40	ppm	Over -20°C to +70°C
		-45		+45		Over -40°C to +85°C



5101 Hidden Creek Ln Spicewood TX 78669  
 Phone: 512-371-6159 | Fax: 512-351-8858  
 For terms and conditions of sales, please visit:  
[www.abracon.com](http://www.abracon.com)

**REVISED: 04-15-19**

ABRACON IS  
 ISO9001-2015  
 CERTIFIED

## ClearClock™ Oscillator Family | Low Jitter | 5.0x3.2mm XO

AX5

Request Samples



Check Inventory



ESD Sensitive



5.0 x 3.2 x 1.3 mm

RoHS/RoHS II Compliant

MSL Level = 1

Parameters		Min.	Typ.	Max.	Units	Notes	
Rise (Tr) / Fall (Tf) Time (20% to 80% V <sub>peak</sub> to peak)				400	ps		
Duty Cycle		45		55	%	@ 50% V <sub>dd</sub>	
Powerup Time <sup>[Note 3]</sup>			< 5.0	10	ms		
Output High Voltage (VOH) Output Low Voltage (VOL)	LVPECL	VOH	V <sub>dd</sub> -1.165		V <sub>dd</sub> -0.8	V	50Ω to V <sub>dd</sub> -2.0V or Thevenin equivalent
		VOL	V <sub>dd</sub> -2.0		V <sub>dd</sub> -1.55		
	LVDS	VOH		1.4	1.6		100Ω between OUT-P and OUT-N
		VOL	0.9	1.1			
	HCSL	VOH	0.66		1.15		50Ω to V <sub>dd</sub>
		VOL	0.0		0.15		
	CML	VOH	V <sub>dd</sub> -0.085		V <sub>dd</sub>		50Ω to GND
		VOL	V <sub>dd</sub> -0.6		V <sub>dd</sub> -0.32		
Output Enable & Disable Control		0.8*(V <sub>dd</sub> )			V	Output Enable; or No Connect	
				0.2*(V <sub>dd</sub> )		Output Disable; High Impedance	
Output Enable Time				2.5	ms		
Output Disable Time				10	μs		
Output Disable Current Consumption	LVPECL		95	105	mA	Max @ 2100MHz; 3.3V	
	LVDS		54	59		Max @ 2100MHz; 3.3V	
	HCSL		72	76		Max @ 700MHz; 3.3V	
	CML		57	62		Max @ 2100MHz; 3.3V	

Note 1: Supply Voltage (V<sub>dd</sub>) = 1.8V option not available with LVPECL output

Note 2: Excludes carrier frequencies 122.88MHz, 491.52MHz, 368.4MHz, 614.4MHz, 737.28MHz, 860.16MHz, 983.04MHz, & 1105.92MHz. The Frequency Accuracy (Initial Set-Tolerance) at time of shipment (Pre-Reflow) for the above carrier frequencies = ±10ppm MAX.

Note 3: Relative to initial measured frequency @ +25°C

Note 4: Includes temperature stability, initial frequency accuracy, load pulling, power supply variation, and 20 year aging

## ClearClock™ Oscillator Family | Low Jitter | 5.0x3.2mm XO

AX5

Request Samples



Check Inventory



ESD Sensitive



5.0 x 3.2 x 1.3 mm

RoHS/RoHS II Compliant

MSL Level = 1

RMS Phase Jitter (12kHz -20MHz BW) | Vdd= 3.3V/2.5V/1.8V [Note 5, 6, 7]

Carrier F0 (MHz)	Min.	Typ.	Max.	Unit	Notes
251 to 2100		125	200	fsec	All Differential Outputs: LVPECL, LVDS, HCSL & CML
312.500000		125	145	fsec	LVPECL Output
322.265625		125	145	fsec	LVPECL Output
491.250000		115	135	fsec	LVPECL Output
622.080000		125	145	fsec	LVPECL Output
644.531250		115	135	fsec	LVPECL Output
1000.000000		115	135	fsec	LVPECL Output
1024.000000		125	145	fsec	LVPECL Output
1500.000000		110	130	fsec	LVPECL Output
2000.000000		130	150	fsec	LVPECL Output
2100.000000		130	150	fsec	LVPECL Output
126 to 250		150	300	fsec	All Differential Outputs: LVPECL, LVDS, HCSL & CML
150.000000		150	170	fsec	LVPECL Output
156.250000		130	160	fsec	LVPECL Output
200.000000		130	150	fsec	LVPECL Output
212.500000		125	145	fsec	LVPECL Output
250.000000		205	225	fsec	LVPECL Output
50 to 125		250	400	fsec	All Differential Outputs: LVPECL, LVDS, HCSL & CML
100.000000		150	170	fsec	LVPECL Output
122.880000		130	160	fsec	LVPECL Output
125.000000		130	150	fsec	LVPECL Output

Note 5: Guaranteed by characterization; RMS Phase Jitter specifications are inclusive of any spurs

Note 6: Phase jitter measured with Keysight E5052B Signal Source Analyzer not using a balun or buffer

Note 7: Refer to section 1.1 for phase noise test setup and representative phase noise plots



5101 Hidden Creek Ln Spicewood TX 78669  
 Phone: 512-371-6159 | Fax: 512-351-8858  
 For terms and conditions of sales, please visit:  
[www.abracon.com](http://www.abracon.com)

REVISED: 04-15-19

ABRACON IS  
 ISO9001-2015  
 CERTIFIED

# ClearClock™ Oscillator Family | Low Jitter | 5.0x3.2mm XO

**AX5**

Request Samples



Check Inventory



ESD Sensitive



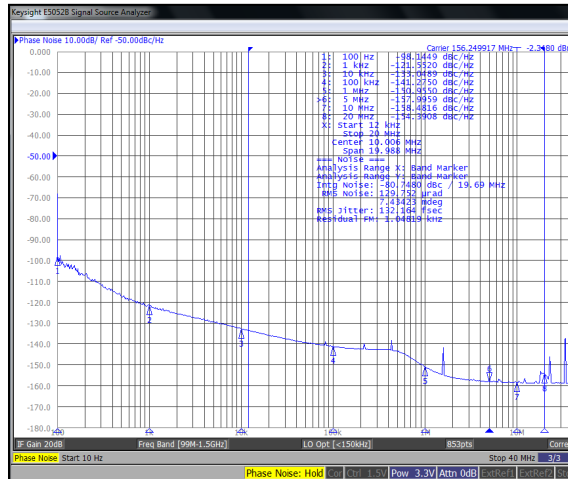
**5.0 x 3.2 x 1.3 mm**  
**RoHS/RoHS II Compliant**  
**MSL Level = 1**

## Phase Noise Test Setup <sup>[Note 8]</sup>

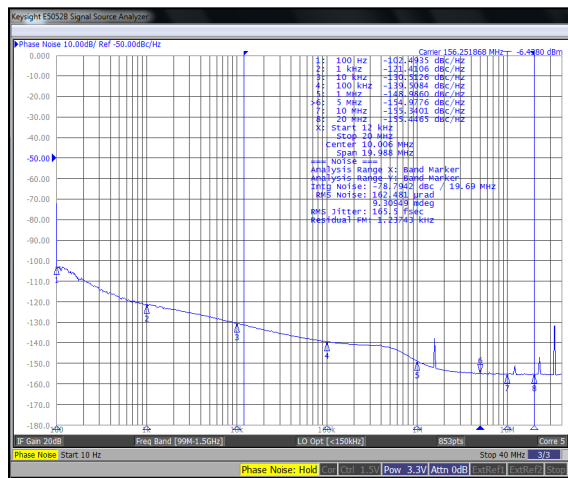
- Keysight E5052B Signal Source Analyzer
- Integration Bandwidth = 12kHz to 20MHz
- Spurious Activity (entire plot trace) = NOT Omitted (Normalized in dBc/Hz)
- Specified Spur Omission Function = NOT Enabled
- IF Gain = 20dB
- Correlation = 5
- Average = 3

## Representative Phase Noise Plots

**F=156.2500MHz**  
**Vdd=3.3V**  
**LVPECL**  
**RMS Phase Jitter = 132 fsec**



**F=156.2500MHz**  
**Vdd=3.3V**  
**LVDS**  
**RMS Phase Jitter = 165 fsec**



Note 8: Contact Abracon for phase noise plots at any desired combination of Vdd, differential output format, and carrier frequency within the available range



5101 Hidden Creek Ln Spicewood TX 78669  
 Phone: 512-371-6159 | Fax: 512-351-8858  
 For terms and conditions of sales, please visit:  
[www.abracon.com](http://www.abracon.com)

REVISED: 04-15-19

ABRACON IS  
 ISO9001-2015  
 CERTIFIED

# ClearClock™ Oscillator Family | Low Jitter | 5.0x3.2mm XO

**AX5**

Request Samples



Check Inventory



**5.0 x 3.2 x 1.3 mm**

**RoHS/RoHS II Compliant**



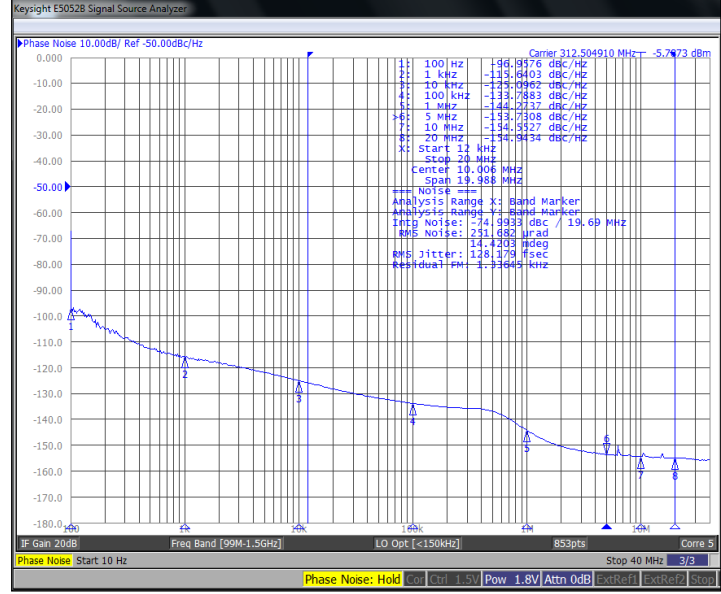
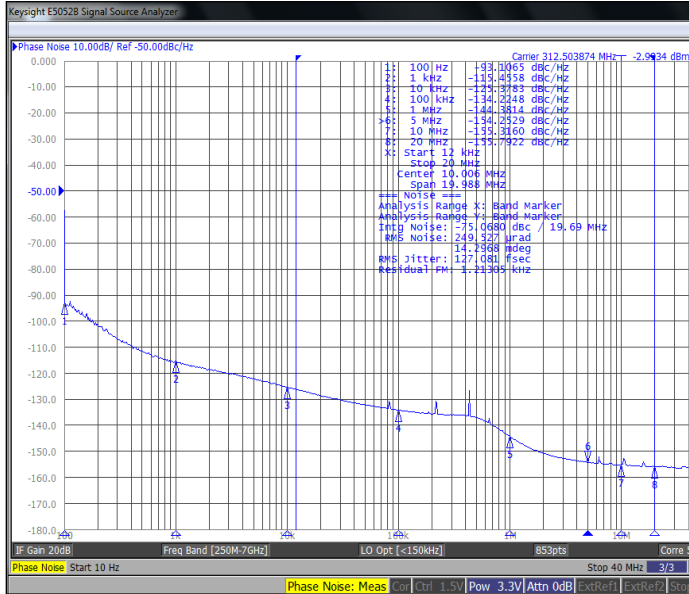
ESD Sensitive



MSL Level = 1

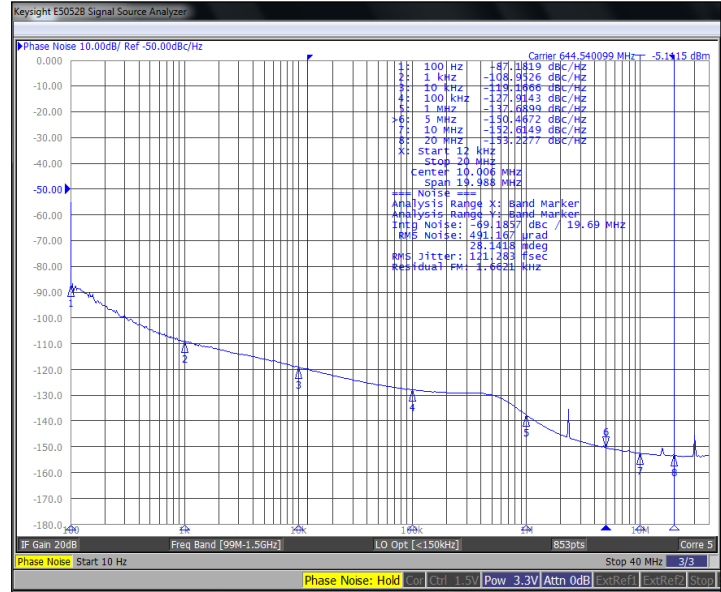
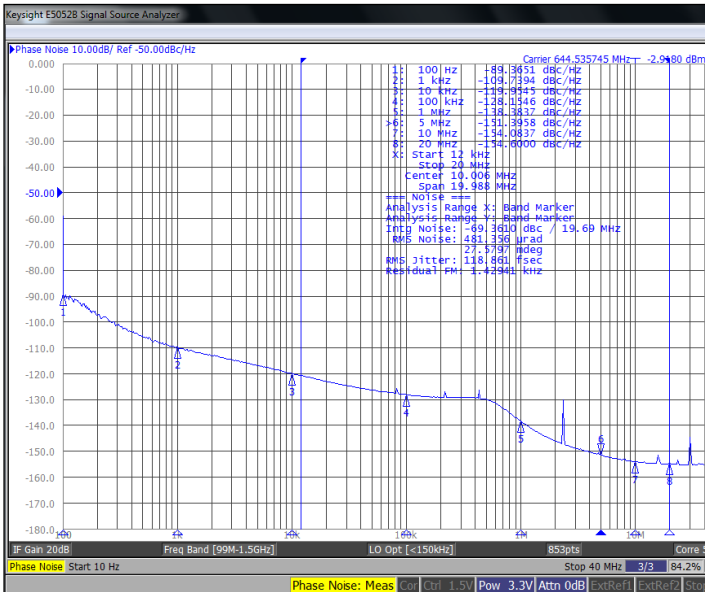
**F=312.5000MHz | Vdd=3.3V | LVPECL**  
**RMS Phase Jitter = 127 fsec**

**F=312.5000MHz | Vdd=1.8V | LVDS**  
**RMS Phase Jitter = 128 fsec**



**F=644.53125MHz | Vdd=3.3V | LVPECL**  
**RMS Phase Jitter = 118 fsec**

**F=644.53125MHz | Vdd=3.3V | LVDS**  
**RMS Phase Jitter = 121 fsec**



Note 8: Contact Abracon for phase noise plots at any desired combination of Vdd, differential output format, and carrier frequency within the available range



5101 Hidden Creek Ln Spicewood TX 78669  
 Phone: 512-371-6159 | Fax: 512-351-8858  
 For terms and conditions of sales, please visit:  
[www.abracon.com](http://www.abracon.com)

REVISED: 04-15-19

ABRACON IS  
 ISO9001-2015  
 CERTIFIED

# ClearClock™ Oscillator Family | Low Jitter | 5.0x3.2mm XO

**AX5**

Request Samples



Check Inventory



ESD Sensitive



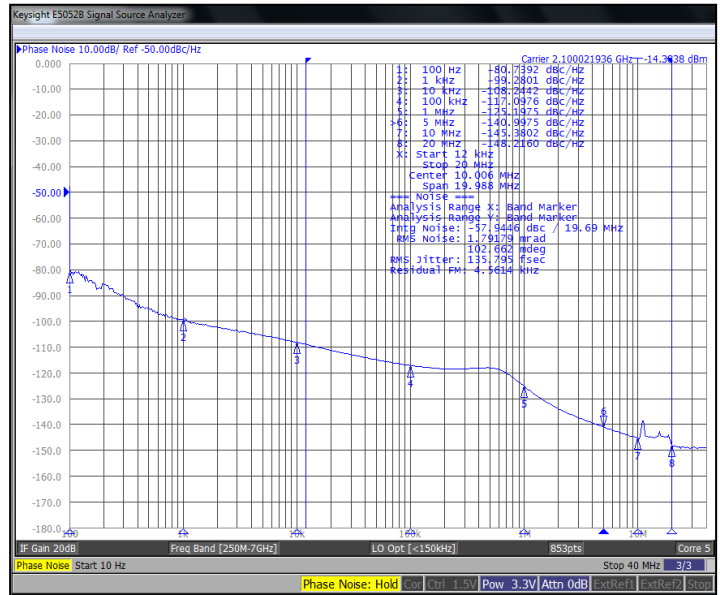
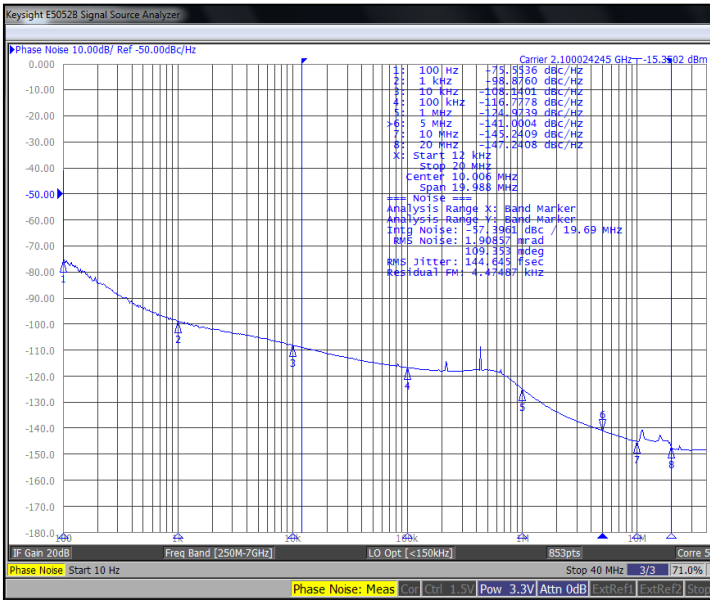
**5.0 x 3.2 x 1.3 mm**

**RoHS/RoHS II Compliant**

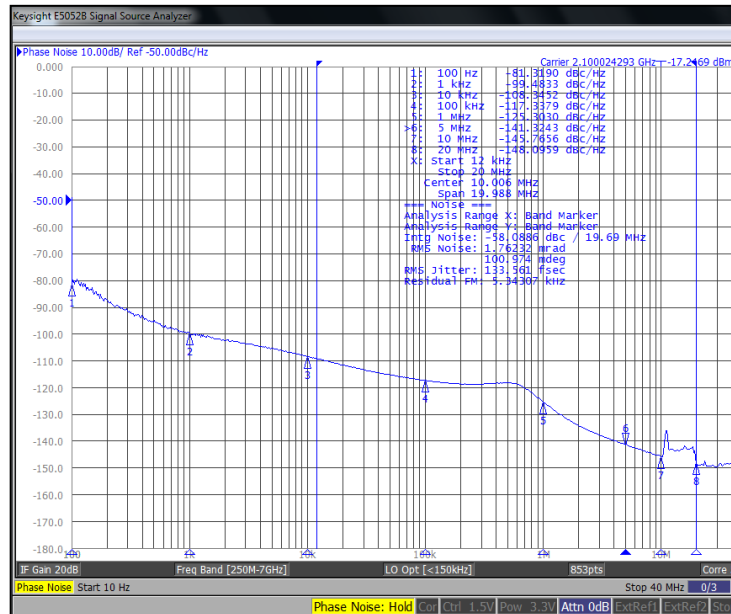
**MSL Level = 1**

**F=2100.0000MHz | Vdd=3.3V | LVPECL**  
**RMS Phase Jitter = 144 fsec**

**F=2100.0000MHz | Vdd=3.3V | LVDS**  
**RMS Phase Jitter = 135 fsec**



**F=2100.0000MHz | Vdd=3.3V | CML**  
**RMS Phase Jitter = 133 fsec**



Note 8: Contact Abracon for phase noise plots at any desired combination of Vdd, differential output format, and carrier frequency within the available range



5101 Hidden Creek Ln Spicewood TX 78669  
 Phone: 512-371-6159 | Fax: 512-351-8858  
 For terms and conditions of sales, please visit:  
[www.abracon.com](http://www.abracon.com)

REVISED: 04-15-19

ABRACON IS  
 ISO9001-2015  
 CERTIFIED



# ClearClock™ Oscillator Family | Low Jitter | 5.0x3.2mm XO

**AX5**

Request Samples



Check Inventory



ESD Sensitive



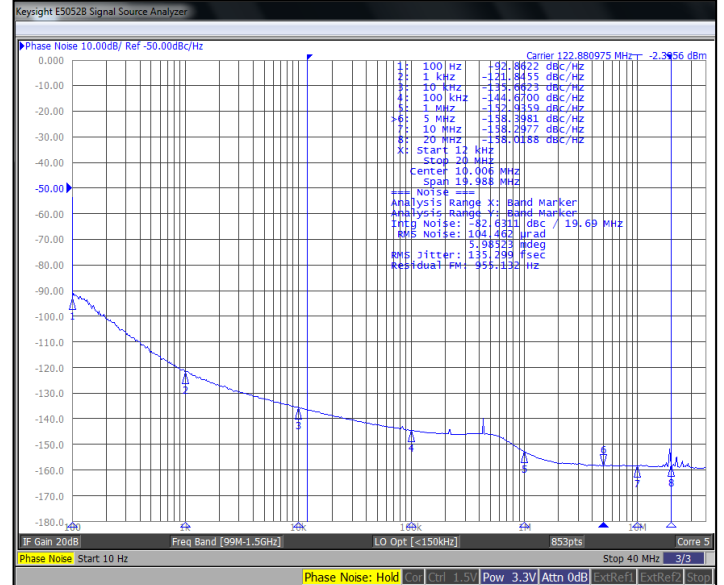
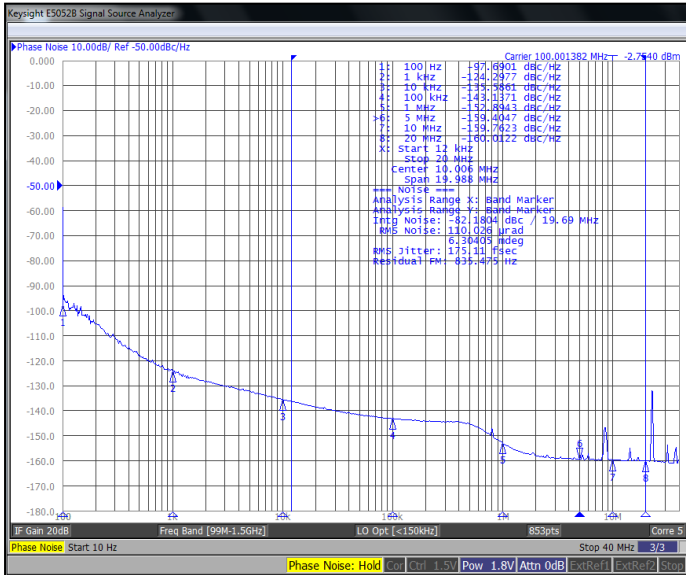
**5.0 x 3.2 x 1.3 mm**

**RoHS/RoHS II Compliant**

**MSL Level = 1**

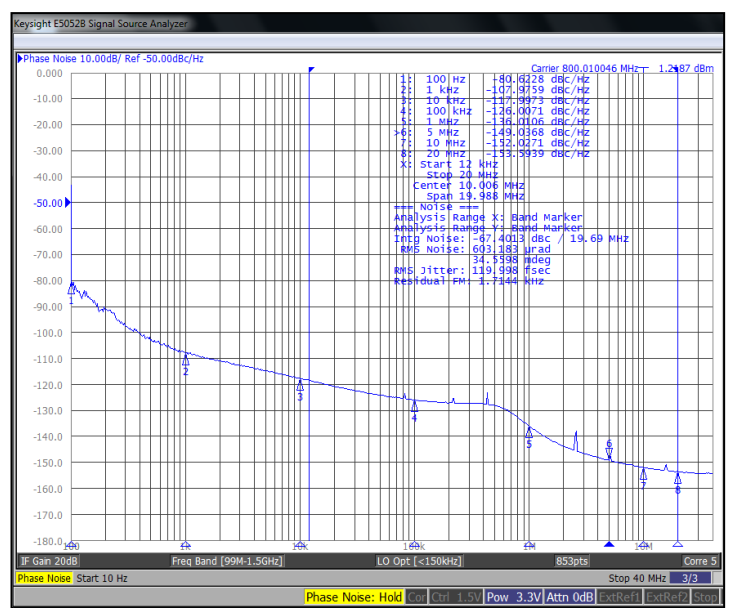
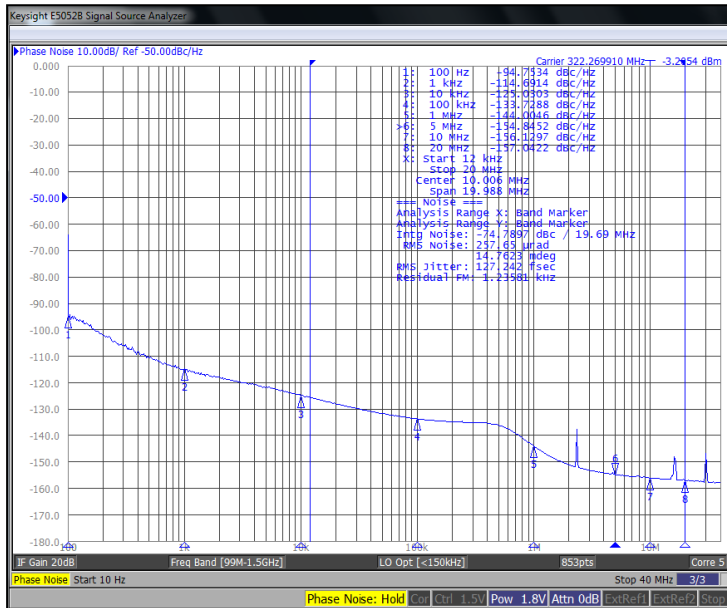
**F=100.0000MHz | Vdd=1.8V | HCSL**  
**RMS Phase Jitter = 175 fsec**

**F=122.8800MHz | Vdd=3.3V | LVPECL**  
**RMS Phase Jitter = 135 fsec**



**F=322.265625MHz | Vdd=1.8V | HCSL**  
**RMS Phase Jitter = 127 fsec**

**F=800.0000MHz | Vdd=3.3V | LVPECL**  
**RMS Phase Jitter = 119 fsec**



Note 8: Contact Abracon for phase noise plots at any desired combination of Vdd, differential output format, and carrier frequency within the available range



5101 Hidden Creek Ln Spicewood TX 78669  
 Phone: 512-371-6159 | Fax: 512-351-8858  
 For terms and conditions of sales, please visit:  
[www.abracon.com](http://www.abracon.com)


REVISED: 04-15-19

ABRACON IS  
 ISO9001-2015  
 CERTIFIED

# ClearClock™ Oscillator Family | Low Jitter | 5.0x3.2mm XO

**AX5**

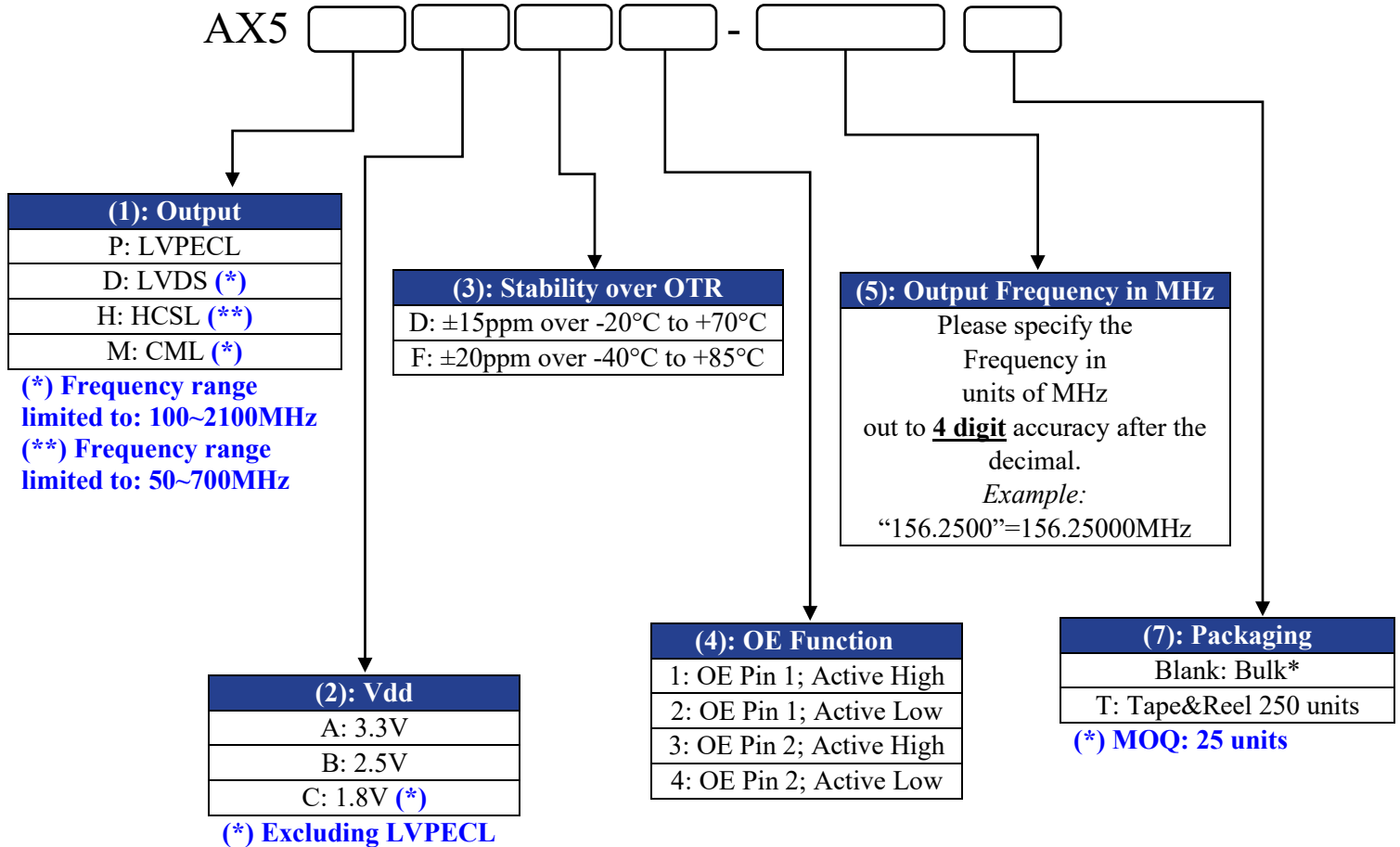
Request Samples 

Check Inventory 



**5.0 x 3.2 x 1.3 mm**  
**RoHS/RoHS II Compliant**  
**MSL Level = 1**

## Options and Part Identification [Note 9]



### Part Number Example:

**AX5PAF1-644.53125**

Note 9: Contact Abracon for non-standard part number configurations and/or requests with carrier frequency callouts up to 5 & 6 digit accuracy after the decimal.



5101 Hidden Creek Ln Spicewood TX 78669  
 Phone: 512-371-6159 | Fax: 512-351-8858  
 For terms and conditions of sales, please visit:  
[www.abracon.com](http://www.abracon.com)

REVISED: 04-15-19

ABRACON IS  
 ISO9001-2015  
 CERTIFIED

## ClearClock™ Oscillator Family | Low Jitter | 5.0x3.2mm XO

AX5

Request Samples



Check Inventory



ESD Sensitive



5.0 x 3.2 x 1.3 mm

RoHS/RoHS II Compliant

MSL Level = 1

Cross Reference to SiLabs Si545 Family <sup>[Note 10]</sup>

Part Number <sup>[Note 10]</sup>		Frequency (MHz)	Output Logic	Vdd (V)
Si545	AX5			
545AAA156M250BAG	AX5PxF1-156.2500	156.25000	LVPECL	2.5V, 3.3V
545AAA250M000BAG	AX5PxF1-250.0000	250.00000	LVPECL	2.5V, 3.3V
545BAA100M000BAG	AX5DxF1-100.0000	100.0000	LVDS	1.8V,2.5V,3.3V
545BAA622M080BAG	AX5DxF1-622.0800	622.08000	LVDS	1.8V,2.5V,3.3V
545AAA500M000BAG	AX5PxF1-500.0000	500.0000	LVPECL	2.5V, 3.3V
545AAA000127BAG	AX5PxF1-644.53125	644.53125	LVPECL	2.5V, 3.3V
545BAA500M000BAG	AX5DxF1-500.0000	500.0000	LVDS	1.8V,2.5V,3.3V
545AAA622M080BAG	AX5PxF1-622.08000	622.08000	LVPECL	2.5V, 3.3V
545BAA000127BAG	AX5DxF1-622.08000	622.08000	LVDS	1.8V,2.5V,3.3V
545AAA200M000BAG	AX5PxF1-200.0000	200.0000	LVPECL	2.5V, 3.3V
545BAA000275BAG	AX5DxF1-148.0000	148.0000	LVDS	1.8V,2.5V,3.3V
545AAA312M500BAG	AX5PxF1-312.5000	312.5000	LVPECL	2.5V, 3.3V
545AAA000274BAG	AX5PxF1-148.0000	148.0000	LVPECL	2.5V, 3.3V
545BAA312M500BAG	AX5DxF1-312.5000	312.5000	LVDS	1.8V,2.5V,3.3V
545AAA125M000BAG	AX5PxF1-125.0000	125.0000	LVPECL	2.5V, 3.3V
545AAA100M000BAG	AX5PxF1-100.0000	100.0000	LVPECL	2.5V, 3.3V
545BAA200M000BAG	AX5DxF1-200.0000	200.0000	LVDS	1.8V,2.5V,3.3V
545BAA125M000BAG	AX5DxF1-125.0000	125.0000	LVDS	1.8V,2.5V,3.3V
545BAA156M250BAG	AX5DxF1-156.2500	156.2500	LVDS	1.8V,2.5V,3.3V
545BAA250M000BAG	AX5DxF1-250.0000	250.0000	LVDS	1.8V,2.5V,3.3V

Note 10: The “x” in the AX5 part number is a placeholder for the supply voltage (Vdd) options below:

“x” = A = Vdd=3.3V

“x” = B = Vdd=2.5V

“x” = C = Vdd=1.8V (when applicable)



5101 Hidden Creek Ln Spicewood TX 78669  
 Phone: 512-371-6159 | Fax: 512-351-8858  
 For terms and conditions of sales, please visit:  
[www.abracon.com](http://www.abracon.com)

REVISED: 04-15-19

ABRACON IS  
 ISO9001-2015  
 CERTIFIED

# ClearClock™ Oscillator Family | Low Jitter | 5.0x3.2mm XO

AX5

Request Samples



Check Inventory

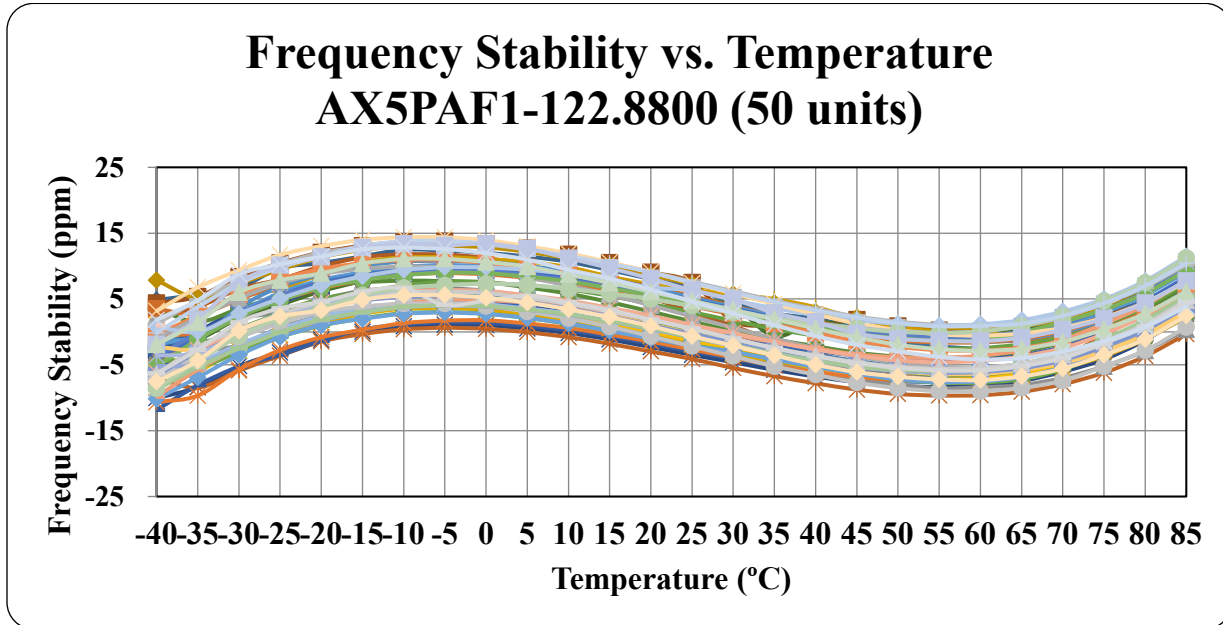


ESD Sensitive



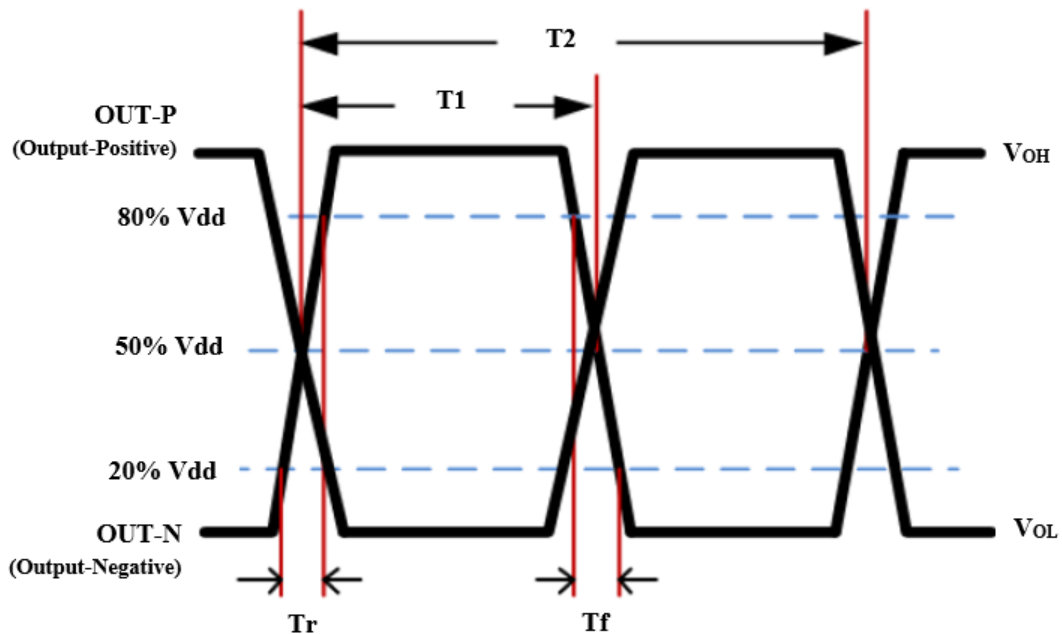
5.0 x 3.2 x 1.3 mm  
RoHS/RoHS II Compliant  
MSL Level = 1

## Typical Frequency vs. Temperature Characteristics



## Typical Frequency vs. Temperature Characteristics

$$\text{Duty Cycle} = \left( \frac{T_1}{T_2} \right) * 100\% \text{ (measured at 50\% Vdd)}$$



# ClearClock™ Oscillator Family | Low Jitter | 5.0x3.2mm XO

**AX5**

Request Samples



Check Inventory



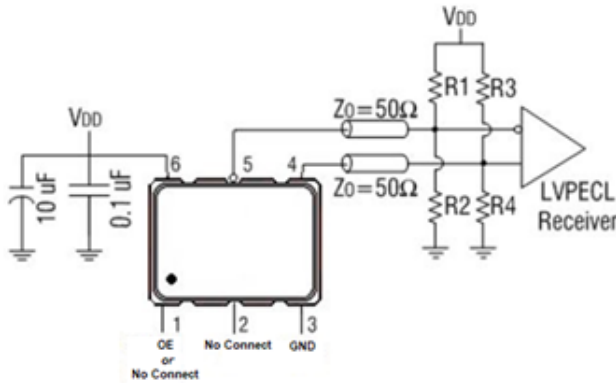
ESD Sensitive



5.0 x 3.2 x 1.3 mm  
RoHS/RoHS II Compliant  
MSL Level = 1

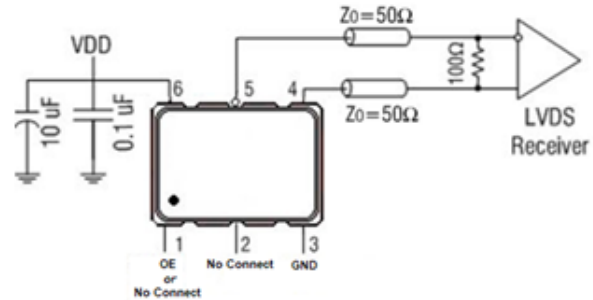
## Recommended Test Circuit [\[Note 11\]](#)

### LVPECL

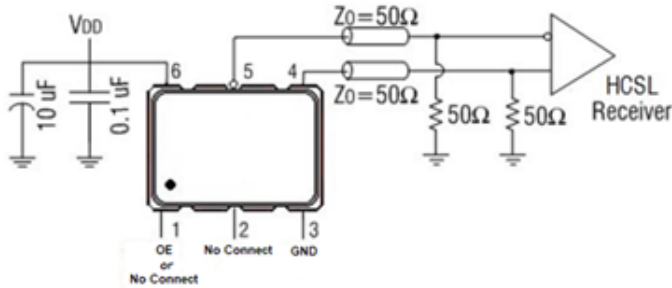


V<sub>DD</sub>=3.3V: R<sub>1</sub>=R<sub>3</sub>=127Ω; R<sub>2</sub>=R<sub>4</sub>=82.5 Ω  
V<sub>DD</sub>=2.5V: R<sub>1</sub>=R<sub>3</sub>=250Ω; R<sub>2</sub>=R<sub>4</sub>=62.5 Ω

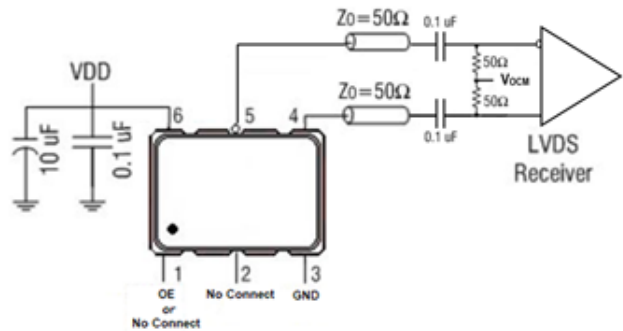
### LVDS @ V<sub>DD</sub> = 3.3V & 2.5V



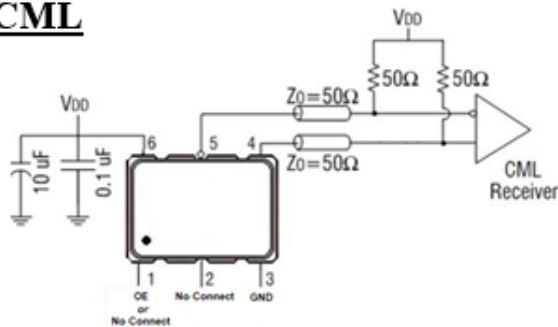
### HCSL



### LVDS @ V<sub>DD</sub> = 1.8V



### CML



The output common mode voltage, V<sub>OCM</sub>, is required to be supplied externally, where V<sub>OCM</sub>=1.3V.  
AC coupling needs to be implemented between the clock device (oscillator) and the receiver circuit.

Note 11: Recommended test circuit images display OE Functions Option 1 & Option 2 where the OE Function is located on Pin 1. When the OE Function is located on Pin 2, then Pin 1=No Connect & Pin 2=OE or No Connect

# ClearClock™ Oscillator Family | Low Jitter | 5.0x3.2mm XO

**AX5**

Request Samples



Check Inventory

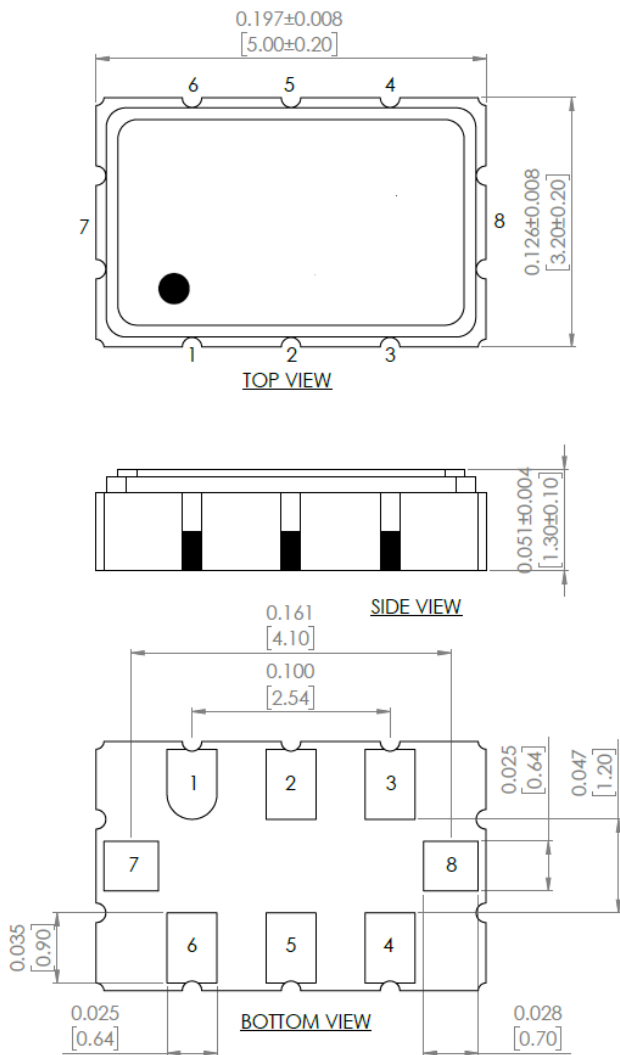


ESD Sensitive

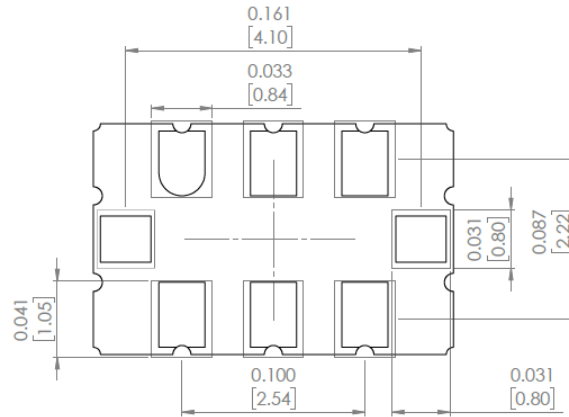


**5.0 x 3.2 x 1.3 mm**  
**RoHS/RoHS II Compliant**  
 MSL Level = 1

## Mechanical Dimensions [\[Note 12\]](#)



### Recommended Land Pattern



Pin #	Function
# 1	Option 1 & 2: <a href="#">[Note 13]</a> Output Enable/Disable Option 3 & 4: <a href="#">[Note 14]</a> No Connect
# 2	Option 1 & 2: <a href="#">[Note 13]</a> No Connect Option 3 & 4: <a href="#">[Note 14]</a> Output Enable/Disable
# 3	GND
# 4	Output
# 5	Complementary output
# 6	Supply Voltage (Vdd)
# 7	No connect
# 8	No connect

Note 12: Compatible with industry standard 5x3.2mm footprint. Pins #7 and #8 do not require a solder connection; it is not recommended to electrically connect the pins as they are for factory use only.

Note 13: Option 1 = Pin 1 Output Enable Active HIGH;  
 Output Disable Active LOW  
 Option 2 = Pin 1 Output Enable Active LOW;  
 Output Disable Active HIGH  
 Note 14: Option 3 = Pin 2 Output Enable Active HIGH;  
 Output Disable Active LOW  
 Option 4 = Pin 2 Output Enable Active LOW;  
 Output Disable Active HIGH

**Dimensions: inches [mm]**



5101 Hidden Creek Ln Spicewood TX 78669  
 Phone: 512-371-6159 | Fax: 512-351-8858  
 For terms and conditions of sales, please visit:  
[www.abracon.com](http://www.abracon.com)

REVISED: 04-15-19

ABRACON IS  
 ISO9001-2015  
 CERTIFIED

# ClearClock™ Oscillator Family | Low Jitter | 5.0x3.2mm XO

AX5

Request Samples



Check Inventory



ESD Sensitive



5.0 x 3.2 x 1.3 mm  
RoHS/RoHS II Compliant  
MSL Level = 1

## Reflow Profile [JEDEC J-STD-020]

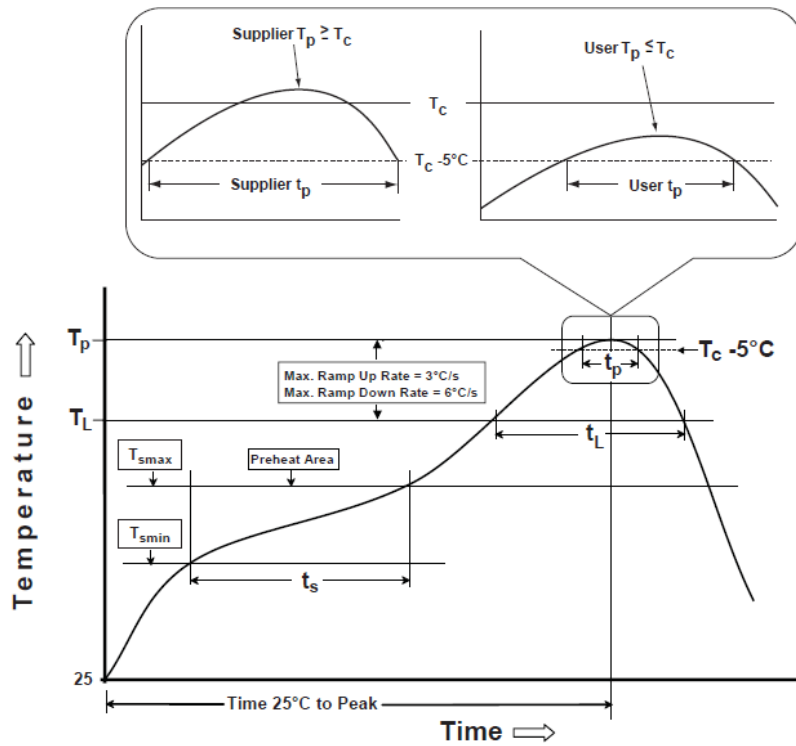


Table 1

SnPb Eutectic Process  
Classification Temperatures (T<sub>c</sub>)

Package Thickness	Volume mm <sup>3</sup> <350	Volume mm <sup>3</sup> ≥350
<2.5 mm	235 °C	220 °C
≥2.5 mm	220 °C	220 °C

Table 2

Pb-Free Process  
Classification Temperatures (T<sub>c</sub>)

Package Thickness	Volume mm <sup>3</sup> <350	Volume mm <sup>3</sup> 350-2000	Volume mm <sup>3</sup> >2000
<1.6 mm	260 °C	260 °C	260 °C
1.6 mm - 2.5 mm	260 °C	250 °C	245 °C
>2.5 mm	250 °C	245 °C	245 °C

Profile Feature	Sn-Pb Eutectic Assembly	Pb-Free Assembly
Preheat / soak		
Temperature minimum (T <sub>smin</sub> )	100°C	150°C
Temperature maximum (T <sub>smax</sub> )	150°C	200°C
Time (T <sub>smin</sub> to T <sub>smax</sub> ) (t <sub>s</sub> )	60 - 120 sec.	60 - 120 sec.
Average ramp-up rate (T <sub>smax</sub> to T <sub>p</sub> )	3°C/sec. max	3°C/sec. max
Liquidous temperature (T <sub>l</sub> )	183°C	217°C
Time at liquidous (t <sub>l</sub> )	60 - 150 sec.	60 - 150 sec.
Peak package body temperature (T <sub>p</sub> )*	see Table 1	see Table 2
Time (t <sub>p</sub> )** within 5°C of the specified classification temperature (T <sub>c</sub> )	20 sec.	30 sec.
Ramp-down rate (T <sub>p</sub> to T <sub>smax</sub> )	6°C/sec. max	6°C/sec. max
Time 25°C to peak temperature	6 min. max	8 min. max
Reflow cycles	2 max	2 max

\*Tolerance for peak profile temperature (T<sub>p</sub>) is defined as a supplier minimum and a user maximum.

\*\*Tolerance for time at peak profile temperature (t<sub>p</sub>) is defined as supplier minimum and a user maximum.

# ClearClock™ Oscillator Family | Low Jitter | 5.0x3.2mm XO

**AX5**

Request Samples



Check Inventory



ESD Sensitive



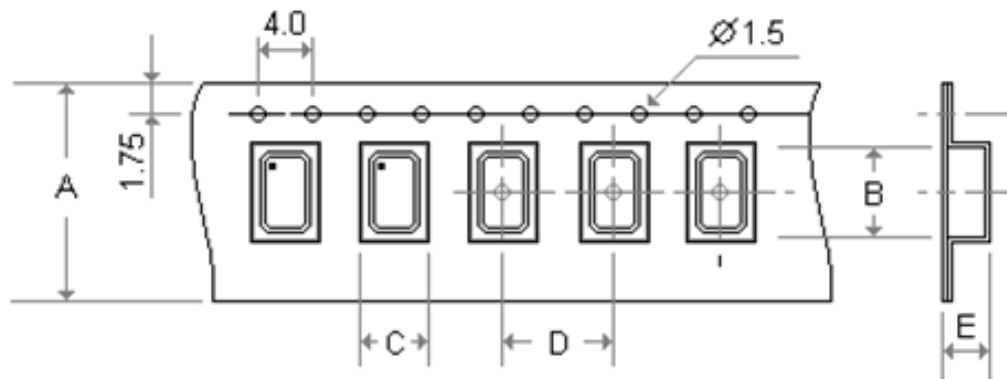
5.0 x 3.2 x 1.3 mm  
**RoHS/RoHS II Compliant**  
 MSL Level = 1

## Packaging

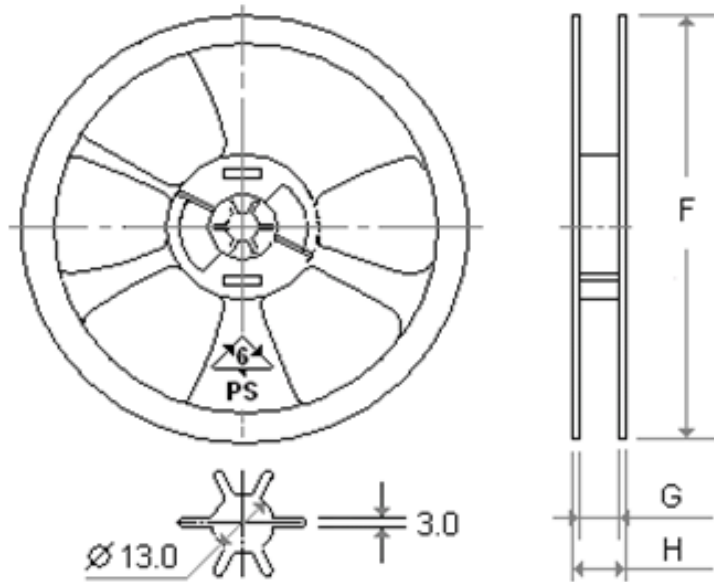
Blank = Bulk\*  
 T = Tape & Reel 250 units/reel

\*MOQ=25 units

Feeding (PULL) Direction →



Tape Dimensions	
A	12.0
B	5.3
C	3.6
D	8.0
E	1.4
Reel Dimensions	
F	178.0
G	13.0
H	15.6



**Dimensions: [mm]**

**ATTENTION:** Abracon LLC's products are COTS – Commercial-Off-The-Shelf products; suitable for Commercial, Industrial and, where designated, Automotive Applications. Abracon's products are not specifically designed for Military, Aviation, Aerospace, Life-dependent Medical applications or any application requiring high reliability where component failure could result in loss of life and/or property. For applications requiring high reliability and/or presenting an extreme operating environment, written consent and authorization from Abracon LLC is required. Please contact Abracon LLC for more information.



5101 Hidden Creek Ln Spicewood TX 78669  
 Phone: 512-371-6159 | Fax: 512-351-8858  
 For terms and conditions of sales, please visit:  
[www.abracon.com](http://www.abracon.com)

REVISED: 04-15-19

ABRACON IS  
 ISO9001-2015  
 CERTIFIED



## OUR CERTIFICATE

DiGi provide top-quality products and perfect service for customer worldwide through standardization, technological innovation and continuous improvement. DiGi through third-party certification, we stricly control the quality of products and services. Welcome your RFQ to

Email: [Info@DiGi-Electronics.com](mailto:Info@DiGi-Electronics.com)



Tel: +00 852-30501935

RFQ Email: [Info@DiGi-Electronics.com](mailto:Info@DiGi-Electronics.com)

DiGi is a global authorized distributor of electronic components.