

ECE-P2DP682HA Datasheet



<https://www.DiGi-Electronics.com>

| | |
|------------------------------|---|
| DiGi Electronics Part Number | ECE-P2DP682HA-DG |
| Manufacturer | Panasonic Electronic Components |
| Manufacturer Product Number | ECE-P2DP682HA |
| Description | CAP ALUM 6800UF 20% 200V SNAP |
| Detailed Description | 6800 μ F 200 V Aluminum Electrolytic Capacitors Radial, Can - Snap-In - 5 Lead 32mOhm @ 120Hz 3000 Hrs @ 85°C |

This model ECE-P2DP682HA is available at DiGi Electronics.

DiGi Electronics offers a global database of semiconductor and electronic component datasheets.

We welcome your inquiries regarding pricing, lead time, or other product-related questions.

 [Request a Quote](#)

 [Datasheet Search](#)



Tel: +00 852-30501935

RFQ Email: Info@DiGi-Electronics.com

DiGi is a global authorized distributor of electronic components.

Purchase and inquiry

Manufacturer Product Number:

ECE-P2DP682HA

Series:

T-UP

Capacitance:

6800 μ F

Voltage - Rated:

200 V

Lifetime @ Temp.:

3000 Hrs @ 85°C

Polarization:

Polar

Applications:

General Purpose

Ripple Current @ High Frequency:

15.97 A @ 10 kHz

Size / Dimension:

1.969" Dia (50.00mm)

Surface Mount Land Size:

-

Package / Case:

Radial, Can - Snap-In - 5 Lead

Manufacturer:

Panasonic Electronic Components

Product Status:

Obsolete

Tolerance:

\pm 20%

ESR (Equivalent Series Resistance):

32mOhm @ 120Hz

Operating Temperature:

-40°C ~ 85°C

Ratings:

-

Ripple Current @ Low Frequency:

11.41 A @ 120 Hz

Lead Spacing:

0.984" (25.00mm)

Height - Seated (Max):

3.150" (80.00mm)

Mounting Type:

Through Hole

Base Product Number:

ECE-P2

Environmental & Export classification

Moisture Sensitivity Level (MSL):

1 (Unlimited)

HTSUS:

8532.22.0055

ECCN:

EAR99

T-UP Series 85°C, 3000 hours

- 4 or 5 terminal mounting provides stability and keyed polarity
- Extended CV ratings
- Can vent construction



| | | | | | | | | | | | | |
|---|--|---------------|------|---------|------|------|------|--|-----------|------|------|-------|
| Rated Working Voltage: | 16 ~ 250 VDC | 350 ~ 500 VDC | | | | | | | | | | |
| Operating Temperature: | -40 ~ +85°C | -25 ~ +85°C | | | | | | | | | | |
| Nominal Capacitance: | 1200~270000µF | 270~2700µF | | | | | | | | | | |
| Capacitance Tolerance: | ± 20% | | | | | | | | | | | |
| Dissipation Factor: (120 Hz, +20°C) | Working Voltage [V]: | 16 | 25 | 35 | 50 | 63 | 80 | 100 | 160 ~ 500 | | | |
| | Max. D.F. (%): | 50 | 40 | 35 | 30 | 25 | 20 | 20 | 15 | | | |
| For capacitance values > 33000µF, add the value of: $\frac{(\text{rated cap. } [\mu\text{F}] - 33000)}{1000}$ | | | | | | | | | | | | |
| Leakage Current: | 3√CV (µA) max. after 5 minutes; C = Capacitance in µF, V = WV | | | | | | | | | | | |
| Ripple Current Multipliers: | Frequency(Hz): | 50 | 60 | 100-120 | 500 | 1k | 10k | Ripple Current Ambient Temperature Factors** | | | | |
| | 16~100WV: | 0.93 | 0.95 | 1.0 | 1.05 | 1.08 | 1.15 | Temperature (°C): | 85°C | 70°C | 60°C | ≤45°C |
| | 160~450WV: | 0.75 | 0.8 | 1.0 | 1.2 | 1.25 | 1.4 | Multiplier: | 1.0 | 1.3 | 1.4 | 1.5 |
| Endurance: | 3000 hours at +85°C with maximum specified ripple current (see page 4) | | | | | | | | | | | |

**Use of temperature ripple current multipliers may limit life to the hours specified for the maximum operating temperature.

Part Number System

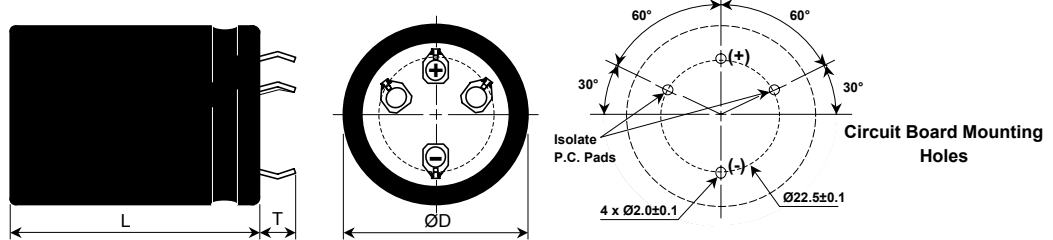
RoHS compliant PVC sleeve and top plate is standard.

| | | | | | | | | | | | | | |
|---------------------|--------------------|-------------------------|----------------------|-------------------------------|----|-----|-----|-----|-----|-----|-----|-----|-----|
| Terminals | Series Code | Capacitance Code | Diameter Code | Terminal Suffix Code | | | | | | | | | |
| Prefix | No. of Pins | | Dia. | Terminal Type | | | | | | | | | |
| ECEC | 4 | | 35 | 6.3mm Snap-in (Standard): | | | | | | | | | |
| ECEP | 5 | | 40 | 4.0mm Snap-in: | | | | | | | | | |
| Voltage Code | | | 50 | 4.0mm Straight with Standoff: | | | | | | | | | |
| 1C | 1E | 1V | 1H | 1J | 1K | 2A | 2C | 2D | 2E | 2V | 2G | 2W | 2H |
| 16 | 25 | 35 | 50 | 63 | 80 | 100 | 160 | 200 | 250 | 350 | 400 | 450 | 500 |

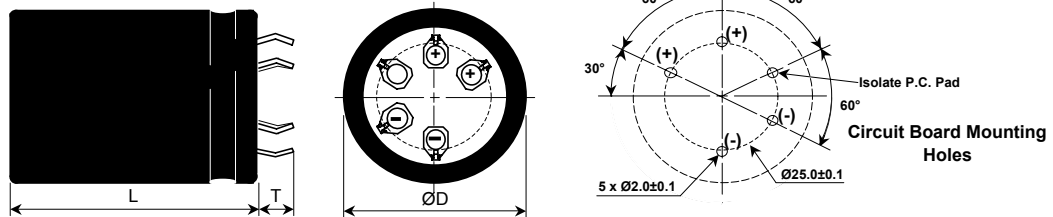
| Terminal Type | Standard Ratings | Extended Ratings |
|-------------------------------|------------------|------------------|
| 6.3mm Snap-in (Standard): | A | X |
| 4.0mm Snap-in: | 4 | 5 |
| 4.0mm Straight with Standoff: | E | Y |

Dimensions in millimeters

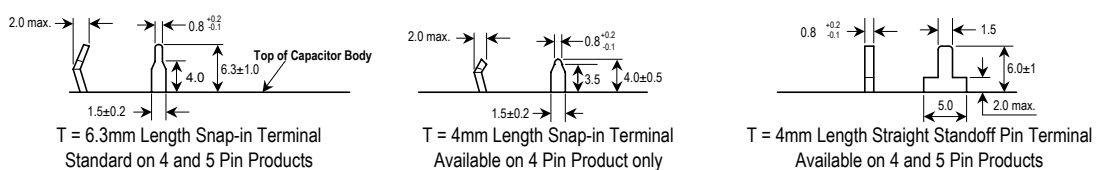
4 Pin Mounting Style



5 Pin Mounting Style



Pin Dimensions



Design and specifications are subject to change without notice.

Contact the factory or your sales representative for technical specifications before purchase and/or use.

When safety concerns arise, please contact Panasonic immediately for technical consultation.

T-UP Standard Ratings

Part numbers shown with 6.3mm Length Snap-in Terminals

| Cap. (μ F) | Size (mm) D x L | Max 85°C R.C. (A_{rms}) | | 20°C ESR (Ω , max.) | | Panasonic Part Number | |
|-------------------------------------|--------------------|-----------------------------|--------|-----------------------------|-------|-----------------------|--------------|
| | | 120Hz | 10kHz~ | 120Hz | 20kHz | 4 Pin Style | 5 Pin Style |
| 16 VDC Working, 20 VDC Surge | | | | | | | |
| 47000 | 35 x 40 | 7.47 | 8.59 | 0.021 | 0.019 | ECET1CP473EA | |
| 56000 | 40 x 40 | 9.05 | 10.41 | 0.022 | 0.021 | ECET1CP563FA | ECEP1CP563FA |
| 68000 | 35 x 50 | 9.05 | 10.41 | 0.018 | 0.017 | ECET1CP683EA | |
| 82000 | 35 x 63 | 10.02 | 11.52 | 0.016 | 0.015 | ECET1CP823EA | |
| | 40 x 50 | 10.29 | 11.83 | 0.016 | 0.015 | ECET1CP823FA | ECEP1CP823FA |
| 100000 | 35 x 80 | 11.00 | 12.65 | 0.015 | 0.014 | ECET1CP104EA | |
| | 40 x 63 | 11.36 | 13.06 | 0.018 | 0.017 | ECET1CP104FA | ECEP1CP104FA |
| 120000 | 35 x 105 | 12.81 | 14.73 | 0.014 | 0.013 | ECET1CP124EA | |
| | 40 x 80 | 12.42 | 14.28 | 0.017 | 0.016 | ECET1CP124FA | ECEP1CP124FA |
| | 50 x 50 | 13.17 | 15.15 | 0.014 | 0.013 | | ECEP1CP124HA |
| 150000 | 50 x 63 | 14.40 | 16.56 | 0.012 | 0.011 | | ECEP1CP154HA |
| | 40 x 105 | 14.85 | 17.08 | 0.013 | 0.012 | ECET1CP184FA | ECEP1CP184FA |
| 180000 | 50 x 80 | 15.69 | 18.04 | 0.011 | 0.010 | | ECEP1CP184HA |
| | 50 x 92 | 16.73 | 19.24 | 0.010 | 0.009 | | ECEP1CP224HA |
| 270000 | 50 x 105 | 17.79 | 20.46 | 0.009 | 0.008 | | ECEP1CP274HA |
| 25 VDC Working, 32 VDC Surge | | | | | | | |
| 33000 | 35 x 40 | 6.84 | 7.87 | 0.019 | 0.015 | ECET1EP333EA | |
| 39000 | 40 x 40 | 8.00 | 9.20 | 0.020 | 0.018 | ECET1EP393FA | ECEP1EP393FA |
| 47000 | 35 x 50 | 8.00 | 9.20 | 0.014 | 0.012 | ECET1EP473EA | |
| 56000 | 35 x 63 | 8.85 | 10.18 | 0.015 | 0.013 | ECET1EP563EA | |
| | 40 x 50 | 8.96 | 10.30 | 0.016 | 0.015 | ECET1EP563FA | ECEP1EP563FA |
| 68000 | 35 x 80 | 10.43 | 11.99 | 0.013 | 0.011 | ECET1EP683EA | |
| | 40 x 63 | 10.25 | 11.79 | 0.017 | 0.015 | ECET1EP683FA | ECEP1EP683FA |
| 82000 | 50 x 50 | 12.29 | 14.13 | 0.016 | 0.015 | | ECEP1EP823HA |
| 100000 | 35 x 105 | 11.97 | 13.77 | 0.010 | 0.008 | ECET1EP104EA | |
| | 40 x 80 | 12.08 | 13.89 | 0.012 | 0.011 | ECET1EP104FA | ECEP1EP104FA |
| | 50 x 63 | 13.45 | 15.47 | 0.014 | 0.013 | | ECEP1EP104HA |
| 120000 | 50 x 80 | 15.29 | 17.58 | 0.012 | 0.011 | | ECEP1EP124HA |
| | 40 x 105 | 14.07 | 16.18 | 0.011 | 0.010 | ECET1EP154FA | ECEP1EP154FA |
| 150000 | 50 x 92 | 16.01 | 18.41 | 0.011 | 0.010 | | ECEP1EP154HA |
| | 50 x 105 | 16.89 | 19.42 | 0.010 | 0.009 | | ECEP1EP184HA |
| 35 VDC Working, 44 VDC Surge | | | | | | | |
| 22000 | 35 x 40 | 6.10 | 7.02 | 0.026 | 0.020 | ECET1VP223EA | |
| 27000 | 40 x 40 | 6.84 | 7.87 | 0.021 | 0.017 | ECET1VP273FA | ECEP1VP273FA |
| 33000 | 35 x 50 | 7.15 | 8.22 | 0.018 | 0.014 | ECET1VP333EA | |
| 39000 | 35 x 63 | 7.94 | 9.13 | 0.015 | 0.012 | ECET1VP393EA | |
| | 40 x 50 | 7.98 | 9.18 | 0.017 | 0.014 | ECET1VP393FA | ECEP1VP393FA |
| 47000 | 35 x 80 | 9.53 | 10.96 | 0.014 | 0.011 | ECET1VP473EA | |
| | 40 x 63 | 9.58 | 11.02 | 0.016 | 0.013 | ECET1VP473FA | ECEP1VP473FA |
| 56000 | 40 x 80 | 10.30 | 11.85 | 0.015 | 0.012 | ECET1VP563FA | ECEP1VP563FA |
| | 50 x 50 | 10.94 | 12.58 | 0.015 | 0.012 | | ECEP1VP563HA |
| 68000 | 35 x 105 | 10.62 | 12.21 | 0.010 | 0.008 | ECET1VP683EA | |
| | 50 x 63 | 11.93 | 13.72 | 0.013 | 0.011 | | ECEP1VP683HA |
| 82000 | 40 x 105 | 12.02 | 13.82 | 0.012 | 0.009 | ECET1VP823FA | ECEP1VP823FA |
| | 50 x 80 | 13.06 | 15.02 | 0.012 | 0.010 | | ECEP1VP823HA |
| 100000 | 50 x 92 | 13.97 | 16.07 | 0.011 | 0.009 | | ECEP1VP104HA |
| 120000 | 50 x 105 | 14.86 | 17.09 | 0.010 | 0.008 | | ECEP1VP124HA |
| 50 VDC Working, 63 VDC Surge | | | | | | | |
| 15000 | 35 x 40 | 6.44 | 7.41 | 0.028 | 0.021 | ECET1HP153EA | |
| 18000 | 40 x 40 | 6.94 | 7.98 | 0.023 | 0.017 | ECET1HP183FA | ECEP1HP183FA |
| 22000 | 35 x 50 | 7.57 | 8.71 | 0.021 | 0.017 | ECET1HP223EA | |
| 27000 | 35 x 63 | 8.31 | 9.56 | 0.018 | 0.015 | ECET1HP273EA | |
| | 40 x 50 | 8.12 | 9.34 | 0.018 | 0.015 | ECET1HP273FA | ECEP1HP273FA |
| 33000 | 35 x 80 | 9.23 | 10.61 | 0.015 | 0.012 | ECET1HP333EA | |
| | 40 x 63 | 9.10 | 10.47 | 0.018 | 0.014 | ECET1HP333FA | ECEP1HP333FA |
| | 50 x 50 | 10.48 | 12.05 | 0.018 | 0.014 | | ECEP1HP333HA |
| 39000 | 40 x 80 | 10.12 | 11.64 | 0.015 | 0.012 | ECET1HP393FA | ECEP1HP393FA |
| 47000 | 35 x 105 | 10.27 | 11.81 | 0.014 | 0.011 | ECET1HP473EA | |
| | 50 x 63 | 11.54 | 13.27 | 0.013 | 0.010 | | ECEP1HP473HA |
| 56000 | 40 x 105 | 11.47 | 13.19 | 0.012 | 0.009 | ECET1HP563FA | ECEP1HP563FA |
| | 50 x 80 | 12.46 | 14.33 | 0.012 | 0.009 | | ECEP1HP563HA |
| 68000 | 50 x 92 | 13.17 | 15.15 | 0.011 | 0.009 | | ECEP1HP683HA |

Design and specifications are subject to change without notice.

Contact the factory or your sales representative for technical specifications before purchase and/or use.

When safety concerns arise, please contact Panasonic immediately for technical consultation.

T-UP Standard Ratings (continued)

Part numbers shown with 6.3mm Length Snap-in Terminals

| Cap. (μ F) | Size (mm) D x L | Max 85°C R.C. (A_{rms}) | | 20°C ESR (Ω , max.) | | Panasonic Part Number | |
|---|--------------------|-----------------------------|--------|-----------------------------|-------|-----------------------|--------------|
| | | 120Hz | 10kHz~ | 120Hz | 20kHz | 4 Pin Style | 5 Pin Style |
| 50 VDC Working, 63 VDC Surge (continued) | | | | | | | |
| 82000 | 50 x 105 | 13.87 | 15.95 | 0.011 | 0.008 | | ECEP1HP823HA |
| 63 VDC Working, 79 VDC Surge | | | | | | | |
| 10000 | 35 x 40 | 6.52 | 7.50 | 0.041 | 0.033 | ECET1JP103EA | |
| 12000 | 35 x 50 | 7.15 | 8.22 | 0.035 | 0.028 | ECET1JP123EA | |
| | 40 x 40 | 7.15 | 8.22 | 0.035 | 0.028 | ECET1JP123FA | ECEP1JP123FA |
| 15000 | 35 x 63 | 7.71 | 8.87 | 0.028 | 0.022 | ECET1JP153EA | |
| 15000 | 40 x 50 | 7.53 | 8.66 | 0.033 | 0.027 | ECET1JP153FA | ECEP1JP153FA |
| 18000 | 35 x 80 | 9.41 | 10.82 | 0.023 | 0.018 | ECET1JP183EA | |
| | 40 x 63 | 9.25 | 10.64 | 0.028 | 0.022 | ECET1JP183FA | ECEP1JP183FA |
| 27000 | 35 x 105 | 10.38 | 11.94 | 0.015 | 0.012 | ECET1JP273EA | |
| | 40 x 80 | 9.97 | 11.47 | 0.018 | 0.015 | ECET1JP273FA | ECEP1JP273FA |
| | 50 x 50 | 10.86 | 12.49 | 0.018 | 0.015 | | ECEP1JP273HA |
| 33000 | 40 x 105 | 11.76 | 13.52 | 0.015 | 0.012 | ECET1JP333FA | ECEP1JP333FA |
| | 50 x 63 | 11.67 | 13.42 | 0.017 | 0.013 | | ECEP1JP333HA |
| 47000 | 50 x 80 | 12.78 | 14.70 | 0.013 | 0.010 | | ECEP1JP473HA |
| 51000 | 50 x 92 | 13.34 | 15.34 | 0.012 | 0.010 | | ECEP1JP513HA |
| 56000 | 50 x 105 | 13.93 | 16.02 | 0.012 | 0.009 | | ECEP1JP563HA |
| 80 VDC Working, 105 VDC Surge | | | | | | | |
| 6800 | 35 x 40 | 5.16 | 5.93 | 0.046 | 0.035 | ECET1KP682EA | |
| 8200 | 35 x 50 | 5.83 | 6.70 | 0.038 | 0.029 | ECET1KP822EA | |
| | 40 x 40 | 5.83 | 6.70 | 0.038 | 0.029 | ECET1KP822FA | ECEP1KP822FA |
| 10000 | 35 x 63 | 6.38 | 7.34 | 0.033 | 0.025 | ECET1KP103EA | |
| | 40 x 50 | 6.56 | 7.54 | 0.033 | 0.025 | ECET1KP103FA | ECEP1KP103FA |
| 12000 | 35 x 80 | 6.92 | 7.96 | 0.028 | 0.021 | ECET1KP123EA | |
| | 40 x 63 | 7.29 | 8.38 | 0.028 | 0.021 | ECET1KP123FA | ECEP1KP123FA |
| 15000 | 40 x 80 | 8.93 | 10.27 | 0.024 | 0.018 | ECET1KP153FA | ECEP1KP153FA |
| 18000 | 50 x 50 | 10.00 | 11.50 | 0.023 | 0.017 | | ECEP1KP183HA |
| 22000 | 35 x 105 | 9.86 | 11.34 | 0.015 | 0.011 | ECET1KP223EA | |
| | 50 x 63 | 11.08 | 12.74 | 0.019 | 0.014 | | ECEP1KP223HA |
| 27000 | 40 x 105 | 11.35 | 13.05 | 0.015 | 0.012 | ECET1KP273FA | ECEP1KP273FA |
| | 50 x 80 | 12.33 | 14.18 | 0.015 | 0.012 | | ECEP1KP273HA |
| 33000 | 50 x 92 | 13.37 | 15.38 | 0.014 | 0.010 | | ECEP1KP333HA |
| 39000 | 50 x 105 | 14.34 | 16.49 | 0.013 | 0.010 | | ECEP1KP393HA |
| 100 VDC Working, 125 VDC Surge | | | | | | | |
| 4700 | 35 x 40 | 5.13 | 5.90 | 0.071 | 0.049 | ECET2AP472EA | |
| 5600 | 40 x 40 | 5.75 | 6.61 | 0.059 | 0.044 | ECET2AP562FA | ECEP2AP562FA |
| 6800 | 35 x 50 | 6.60 | 7.59 | 0.049 | 0.037 | ECET2AP682EA | |
| 8200 | 35 x 63 | 7.05 | 8.11 | 0.040 | 0.030 | ECET2AP822EA | |
| | 40 x 50 | 7.28 | 8.37 | 0.040 | 0.030 | ECET2AP822FA | ECEP2AP822FA |
| 10000 | 35 x 80 | 7.74 | 8.90 | 0.033 | 0.025 | ECET2AP103EA | |
| | 40 x 63 | 7.97 | 9.17 | 0.033 | 0.025 | ECET2AP103FA | ECEP2AP103FA |
| | 50 x 50 | 8.82 | 10.14 | 0.033 | 0.025 | | ECEP2AP103HA |
| 12000 | 35 x 105 | 8.57 | 9.86 | 0.028 | 0.021 | ECET2AP123EA | |
| | 40 x 80 | 8.65 | 9.95 | 0.028 | 0.021 | ECET2AP123FA | ECEP2AP123FA |
| 15000 | 40 x 105 | 10.12 | 11.64 | 0.022 | 0.017 | ECET2AP153FA | ECEP2AP153FA |
| | 50 x 63 | 10.07 | 11.58 | 0.022 | 0.017 | | ECEP2AP153HA |
| 18000 | 50 x 80 | 11.00 | 12.65 | 0.018 | 0.014 | | ECEP2AP183HA |
| 22000 | 50 x 92 | 11.76 | 13.52 | 0.015 | 0.011 | | ECEP2AP223HA |
| 27000 | 50 x 105 | 12.53 | 14.41 | 0.014 | 0.010 | | ECEP2AP273HA |
| 160 VDC Working, 200 VDC Surge | | | | | | | |
| 2200 | 35 x 40 | 4.78 | 6.69 | 0.098 | 0.049 | ECET2CP222EA | |
| 2700 | 35 x 50 | 5.45 | 7.63 | 0.080 | 0.044 | ECET2CP272EA | |
| | 40 x 40 | 5.45 | 7.63 | 0.080 | 0.044 | ECET2CP272FA | ECEP2CP272FA |
| 3300 | 35 x 63 | 6.29 | 8.81 | 0.065 | 0.036 | ECET2CP332EA | |
| | 40 x 50 | 6.29 | 8.81 | 0.065 | 0.036 | ECET2CP332FA | ECEP2CP332FA |
| 3900 | 35 x 80 | 7.27 | 10.18 | 0.055 | 0.030 | ECET2CP392EA | |
| | 40 x 63 | 7.27 | 10.18 | 0.055 | 0.030 | ECET2CP392FA | ECEP2CP392FA |
| 5600 | 40 x 80 | 8.32 | 11.65 | 0.038 | 0.021 | ECET2CP562FA | ECEP2CP562FA |
| | 50 x 50 | 8.25 | 11.55 | 0.038 | 0.021 | ECET2CP562HA | ECEP2CP562HA |
| 6800 | 35 x 105 | 9.05 | 12.67 | 0.032 | 0.017 | ECET2CP682EA | |
| 8200 | 50 x 63 | 8.93 | 12.50 | 0.026 | 0.014 | ECEP2CP822HA | ECEP2CP822HA |
| 10000 | 40 x 105 | 9.86 | 13.80 | 0.022 | 0.012 | ECET2CP103FA | ECEP2CP103FA |
| | 50 x 80 | 9.80 | 13.72 | 0.022 | 0.012 | | ECEP2CP103HA |

Design and specifications are subject to change without notice.

Contact the factory or your sales representative for technical specifications before purchase and/or use.

When safety concerns arise, please contact Panasonic immediately for technical consultation.

T-UP Standard Ratings (continued)

Part numbers shown with 6.3mm Length Snap-in Terminals

| Cap. (μ F) | Size (mm) D x L | Max 85°C R.C. (A_{rms}) | | 20°C ESR (Ω , max.) | | Panasonic Part Number | |
|---|--------------------|-----------------------------|--------|-----------------------------|-------|-----------------------|--------------|
| | | 120Hz | 10kHz~ | 120Hz | 20kHz | 4 Pin Style | 5 Pin Style |
| 160 VDC Working, 200 VDC Surge (continued) | | | | | | | |
| 12000 | 50 x 92 | 12.93 | 18.10 | 0.018 | 0.010 | | ECEP2CP123HA |
| 15000 | 50 x 105 | 14.10 | 19.74 | 0.014 | 0.008 | | ECEP2CP153HA |
| 200 VDC Working, 250 VDC Surge | | | | | | | |
| 1800 | 35 x 40 | 4.32 | 6.05 | 0.120 | 0.060 | ECET2DP182EA | |
| 2200 | 35 x 50 | 4.92 | 6.89 | 0.098 | 0.054 | ECET2DP222EA | |
| | 40 x 40 | 4.92 | 6.89 | 0.098 | 0.054 | ECET2DP222FA | ECEP2DP222FA |
| 2700 | 35 x 63 | 5.50 | 7.70 | 0.080 | 0.044 | ECET2DP272EA | |
| | 40 x 50 | 5.41 | 7.57 | 0.080 | 0.044 | ECET2DP272FA | ECEP2DP272FA |
| 3300 | 35 x 80 | 6.44 | 9.02 | 0.065 | 0.036 | ECET2DP332EA | |
| | 40 x 63 | 6.32 | 8.85 | 0.065 | 0.036 | ECET2DP332FA | ECEP2DP332FA |
| 3900 | 35 x 80 | 6.60 | 9.24 | 0.055 | 0.030 | ECET2DP392EA | |
| | 40 x 63 | 6.81 | 9.53 | 0.055 | 0.030 | ECET2DP392FX | ECEP2DP392FX |
| | 50 x 50 | 8.22 | 11.51 | 0.055 | 0.030 | | ECEP2DP392HA |
| 4700 | 40 x 80 | 8.38 | 11.73 | 0.046 | 0.025 | ECET2DP472FA | ECEP2DP472FA |
| | 50 x 63 | 9.32 | 13.05 | 0.046 | 0.025 | | ECEP2DP472HA |
| 5600 | 35 x 105 | 8.90 | 12.46 | 0.038 | 0.021 | ECET2DP562EA | |
| | 50 x 63 | 9.57 | 13.40 | 0.038 | 0.021 | | ECEP2DP562HA |
| 6800 | 40 x 105 | 8.65 | 12.11 | 0.032 | 0.017 | ECET2DP682FA | ECEP2DP682FA |
| | 50 x 80 | 11.41 | 15.97 | 0.032 | 0.017 | | ECEP2DP682HA |
| 7500 | 50 x 92 | 12.28 | 17.19 | 0.029 | 0.016 | | ECEP2DP752HA |
| 8200 | 50 x 92 | 13.02 | 18.23 | 0.026 | 0.014 | | ECEP2DP822HX |
| | 50 x 105 | 13.16 | 18.42 | 0.026 | 0.014 | | ECEP2DP822HA |
| 10000 | 50 x 105 | 14.17 | 19.84 | 0.021 | 0.011 | | ECEP2DP103HA |
| 250 VDC Working, 300 VDC Surge | | | | | | | |
| 1200 | 35 x 40 | 3.32 | 4.65 | 0.166 | 0.083 | ECET2EP122EA | |
| 1500 | 35 x 50 | 4.04 | 5.66 | 0.133 | 0.066 | ECET2EP152EA | |
| | 40 x 40 | 4.04 | 5.66 | 0.133 | 0.066 | ECET2EP152FA | ECEP2EP152FA |
| 1800 | 35 x 63 | 4.49 | 6.29 | 0.111 | 0.055 | ECET2EP182EA | |
| | 40 x 50 | 4.49 | 6.29 | 0.111 | 0.055 | ECET2EP182FA | ECEP2EP182FA |
| 2200 | 35 x 63 | 4.70 | 6.58 | 0.090 | 0.045 | ECET2EP222EX | |
| | 35 x 80 | 4.94 | 6.92 | 0.090 | 0.045 | ECET2EP222EA | |
| | 40 x 63 | 4.94 | 6.92 | 0.090 | 0.045 | ECET2EP222FA | ECEP2EP222FA |
| 2700 | 35 x 80 | 5.63 | 7.88 | 0.074 | 0.037 | ECET2EP272EA | |
| | 40 x 63 | 5.81 | 8.13 | 0.074 | 0.037 | ECET2EP272FX | ECEP2EP272FX |
| | 50 x 50 | 6.77 | 9.48 | 0.074 | 0.037 | | ECEP2EP272HA |
| 3300 | 40 x 80 | 7.00 | 9.80 | 0.060 | 0.030 | ECET2EP332FA | ECEP2EP332FA |
| | 50 x 50 | 7.22 | 10.11 | 0.060 | 0.060 | | ECEP2EP332HX |
| | 50 x 63 | 7.79 | 10.91 | 0.060 | 0.030 | | ECEP2EP332HA |
| 3900 | 35 x 105 | 7.47 | 10.46 | 0.051 | 0.026 | ECET2EP392EA | |
| | 40 x 80 | 7.36 | 10.30 | 0.051 | 0.026 | ECET2EP392FA | ECEP2EP392FA |
| | 50 x 63 | 8.19 | 11.47 | 0.051 | 0.026 | | ECEP2EP392HA |
| 4700 | 40 x 105 | 8.88 | 12.43 | 0.042 | 0.021 | ECET2EP472FA | ECEP2EP472FA |
| | 50 x 80 | 9.65 | 13.51 | 0.042 | 0.021 | | ECEP2EP472HA |
| 5600 | 50 x 80 | 10.42 | 14.59 | 0.036 | 0.018 | | ECEP2EP562HX |
| | 50 x 92 | 10.80 | 15.12 | 0.036 | 0.018 | | ECEP2EP562HA |
| 6800 | 50 x 105 | 12.16 | 17.02 | 0.029 | 0.015 | | ECEP2EP682HA |
| 7500 | 50 x 105 | 12.56 | 17.58 | 0.026 | 0.014 | | ECEP2EP752HA |
| 350 VDC Working, 400 VDC Surge | | | | | | | |
| 470 | 35 x 40 | 2.40 | 3.36 | 0.388 | 0.175 | ECET2VP471EA | |
| 680 | 35 x 50 | 2.96 | 4.14 | 0.366 | 0.165 | ECET2VP681EA | |
| | 40 x 40 | 2.96 | 4.14 | 0.366 | 0.165 | ECET2VP681FA | ECEP2VP681FA |
| 1000 | 35 x 63 | 3.80 | 5.32 | 0.249 | 0.112 | ECET2VP102EA | |
| | 40 x 50 | 3.80 | 5.32 | 0.249 | 0.112 | ECET2VP102FA | ECEP2VP102FA |
| 1200 | 35 x 80 | 4.42 | 6.19 | 0.207 | 0.093 | ECET2VP122EA | |
| | 40 x 63 | 4.42 | 6.19 | 0.207 | 0.093 | ECET2VP122FA | ECEP2VP122FA |
| | 50 x 50 | 5.18 | 7.25 | 0.207 | 0.093 | | ECEP2VP122HA |
| 1500 | 50 x 63 | 6.01 | 8.41 | 0.166 | 0.075 | | ECEP2VP152HA |
| 1800 | 35 x 105 | 5.79 | 8.11 | 0.138 | 0.062 | ECET2VP182EA | |
| | 40 x 80 | 5.85 | 8.19 | 0.138 | 0.062 | ECET2VP182FA | ECEP2VP182FA |
| | 50 x 80 | 6.89 | 9.65 | 0.138 | 0.062 | | ECEP2VP182HA |

Design and specifications are subject to change without notice.

Contact the factory or your sales representative for technical specifications before purchase and/or use.

When safety concerns arise, please contact Panasonic immediately for technical consultation.

T-UP Standard Ratings (continued)

Part numbers shown with 6.3mm Length Snap-in Terminals

| Cap. (µF) | Size (mm) D x L | Max 85°C R.C. (A _{rms}) | | 20°C ESR (Ω, max.) | | Panasonic Part Number | |
|---|--------------------|-----------------------------------|--------|--------------------|-------|-----------------------|--------------|
| | | 120Hz | 10kHz~ | 120Hz | 20kHz | 4 Pin Style | 5 Pin Style |
| 350 VDC Working, 400 VDC Surge (continued) | | | | | | | |
| 2200 | 40 x 105 | 6.91 | 9.67 | 0.113 | 0.051 | ECET2VP222FA | ECEP2VP222FA |
| | 50 x 92 | 7.79 | 10.91 | 0.113 | 0.051 | | ECEP2VP222HA |
| 2700 | 50 x 105 | 8.80 | 12.32 | 0.092 | 0.041 | | ECEP2VP272HA |
| 400 VDC Working, 450 VDC Surge | | | | | | | |
| 470 | 35 x 45 | 2.39 | 3.35 | 0.388 | 0.136 | ECET2GP471EA | |
| 560 | 35 x 50 | 2.72 | 3.81 | 0.326 | 0.114 | ECET2GP561EA | |
| | 40 x 40 | 2.69 | 3.77 | 0.326 | 0.114 | ECET2GP561FA | ECEP2GP561FA |
| 680 | 40 x 50 | 3.38 | 4.73 | 0.268 | 0.093 | ECET2GP681FA | ECEP2GP681FA |
| 820 | 35 x 63 | 3.55 | 4.97 | 0.222 | 0.078 | ECET2GP821EA | |
| | 40 x 50 | 3.38 | 4.73 | 0.222 | 0.078 | ECET2GP821FA | ECEP2GP821FA |
| 1000 | 35 x 80 | 3.42 | 4.79 | 0.199 | 0.080 | ECET2GP102EA | |
| | 40 x 63 | 4.16 | 5.82 | 0.199 | 0.080 | ECET2GP102FA | ECEP2GP102FA |
| | 50 x 50 | 4.76 | 6.66 | 0.199 | 0.080 | | ECEP2GP102HA |
| 1200 | 35 x 80 | 4.52 | 6.33 | 0.152 | 0.053 | ECET2GP122EA | |
| | 40 x 63 | 4.52 | 6.33 | 0.152 | 0.053 | ECET2GP122FA | ECEP2GP122FA |
| | 50 x 50 | 5.21 | 7.29 | 0.166 | 0.066 | | ECEP2GP122HX |
| | 50 x 63 | 5.47 | 7.66 | 0.166 | 0.066 | | ECEP2GP122HA |
| 1500 | 35 x 105 | 5.44 | 7.62 | 0.122 | 0.043 | ECET2GP152EA | |
| | 40 x 80 | 5.50 | 7.70 | 0.122 | 0.043 | ECET2GP152FA | ECEP2GP152FA |
| | 50 x 63 | 6.12 | 8.57 | 0.133 | 0.053 | | ECEP2GP152HX |
| | 50 x 80 | 6.47 | 9.06 | 0.133 | 0.053 | | ECEP2GP152HA |
| 1800 | 40 x 105 | 6.53 | 9.14 | 0.101 | 0.035 | ECET2GP182FA | ECEP2GP182FA |
| | 50 x 80 | 7.09 | 9.93 | 0.111 | 0.044 | | ECEP2GP182HX |
| | 50 x 92 | 7.35 | 10.29 | 0.111 | 0.044 | | ECEP2GP182HA |
| 2200 | 50 x 92 | 8.13 | 11.38 | 0.090 | 0.036 | | ECEP2GP222HX |
| | 50 x 105 | 8.43 | 11.80 | 0.090 | 0.036 | | ECEP2GP222HA |
| 2700 | 50 x 105 | 9.34 | 13.08 | 0.073 | 0.025 | | ECEP2GP272HA |
| 450 VDC Working, 500 VDC Surge | | | | | | | |
| 330 | 35 x 40 | 2.01 | 2.81 | 0.553 | 0.249 | ECET2WP331EA | |
| 470 | 35 x 50 | 2.53 | 3.54 | 0.423 | 0.233 | ECET2WP471EA | |
| | 40 x 40 | 2.53 | 3.54 | 0.423 | 0.233 | ECET2WP471FA | ECEP2WP471FA |
| 560 | 35 x 63 | 2.90 | 4.06 | 0.355 | 0.195 | ECET2WP561EA | |
| 680 | 35 x 80 | 3.17 | 4.44 | 0.293 | 0.161 | ECET2WP681EA | |
| | 40 x 50 | 3.15 | 4.41 | 0.293 | 0.161 | ECET2WP681FA | ECEP2WP681FA |
| 820 | 35 x 80 | 3.78 | 5.29 | 0.243 | 0.133 | ECET2WP821EA | |
| | 40 x 63 | 3.70 | 5.18 | 0.243 | 0.133 | ECET2WP821FA | ECEP2WP821FA |
| | 50 x 50 | 4.31 | 6.03 | 0.263 | 0.145 | | ECEP2WP821HA |
| 1000 | 40 x 80 | 4.21 | 5.89 | 0.216 | 0.119 | ECET2WP102FA | ECEP2WP102FA |
| | 50 x 63 | 4.96 | 6.94 | 0.216 | 0.119 | | ECEP2WP102HA |
| 1200 | 35 x 105 | 4.80 | 6.72 | 0.166 | 0.091 | ECET2WP122EA | |
| | 40 x 80 | 4.84 | 6.78 | 0.166 | 0.091 | ECET2WP122FA | ECEP2WP122FA |
| | 50 x 63 | 5.43 | 7.60 | 0.180 | 0.099 | | ECEP2WP122HX |
| | 50 x 80 | 5.71 | 7.99 | 0.180 | 0.099 | | ECEP2WP122HA |
| 1500 | 40 x 105 | 5.81 | 8.13 | 0.133 | 0.073 | ECET2WP152FA | ECEP2WP152FA |
| | 50 x 80 | 6.15 | 8.61 | 0.144 | 0.079 | | ECEP2WP152HX |
| | 50 x 92 | 6.55 | 9.17 | 0.144 | 0.079 | | ECEP2WP152HA |
| 1800 | 50 x 92 | 7.02 | 9.83 | 0.120 | 0.066 | | ECEP2WP182HX |
| | 50 x 105 | 7.36 | 10.30 | 0.120 | 0.066 | | ECEP2WP182HA |
| 500 VDC Working, 550 VDC Surge | | | | | | | |
| 270 | 35 x 40 | 1.76 | 2.46 | 0.614 | 0.276 | ECET2HP271EA | |
| 330 | 40 x 40 | 2.16 | 3.02 | 0.502 | 0.276 | ECET2HP331FA | ECEP2HP331FA |
| 390 | 35 x 50 | 2.22 | 3.11 | 0.425 | 0.234 | ECET2HP391EA | |
| 470 | 35 x 63 | 2.58 | 3.61 | 0.353 | 0.194 | ECET2HP471EA | |
| | 40 x 50 | 2.70 | 3.78 | 0.353 | 0.194 | ECET2HP471FA | ECEP2HP471FA |
| 560 | 40 x 63 | 3.11 | 4.35 | 0.326 | 0.179 | ECET2HP561FA | ECEP2HP561FA |
| | 50 x 50 | 3.52 | 4.93 | 0.355 | 0.195 | | ECEP2HP561HA |
| 680 | 35 x 80 | 3.21 | 4.49 | 0.244 | 0.134 | ECET2HP681EA | |
| | 50 x 50 | 3.88 | 5.43 | 0.293 | 0.161 | | ECEP2HP681HX |
| | 50 x 63 | 4.07 | 5.70 | 0.293 | 0.161 | | ECEP2HP681HA |
| 820 | 35 x 105 | 3.97 | 5.56 | 0.202 | 0.111 | ECET2HP821EA | |
| | 40 x 80 | 3.88 | 5.43 | 0.222 | 0.122 | ECET2HP821FA | ECEP2HP821FA |
| | 50 x 63 | 4.47 | 6.26 | 0.222 | 0.122 | | ECEP2HP821HA |
| 1000 | 50 x 80 | 5.05 | 7.07 | 0.199 | 0.109 | | ECEP2HP102HA |

Design and specifications are subject to change without notice.

Contact the factory or your sales representative for technical specifications before purchase and/or use.

When safety concerns arise, please contact Panasonic immediately for technical consultation.

T-UP Standard Ratings (continued)

Part numbers shown with 6.3mm Length Snap-in Terminals

| Cap. (μF) | Size (mm) D x L | Max 85°C R.C. (A_{rms}) | | 20°C ESR (Ω , max.) | | Panasonic Part Number | |
|---|--------------------|------------------------------------|--------|-----------------------------|-------|-----------------------|---------------------|
| | | 120Hz | 10kHz~ | 120Hz | 20kHz | 4 Pin Style | 5 Pin Style |
| 500 VDC Working, 550 VDC Surge (continued) | | | | | | | |
| 1200 | 40 x 105 | 5.90 | 8.26 | 0.152 | 0.084 | ECET2HP122FA | ECEP2HP122FA |
| | 50 x 80 | 5.35 | 7.49 | 0.166 | 0.091 | | ECEP2HP122HX |
| | 50 x 92 | 5.74 | 8.04 | 0.166 | 0.091 | | ECEP2HP122HA |
| 1500 | 50 x 105 | 6.65 | 9.31 | 0.144 | 0.079 | | ECEP2HP152HA |

Design and specifications are subject to change without notice.

Contact the factory or your sales representative for technical specifications before purchase and/or use.

When safety concerns arise, please contact Panasonic immediately for technical consultation.

OUR CERTIFICATE

DiGi provide top-quality products and perfect service for customer worldwide through standardization, technological innovation and continuous improvement. DiGi through third-party certification, we stricly control the quality of products and services. Welcome your RFQ to

Email: Info@DiGi-Electronics.com



Tel: +00 852-30501935

RFQ Email: Info@DiGi-Electronics.com

DiGi is a global authorized distributor of electronic components.