

ELL-ATP331MB Datasheet

www.digi-electronics.com



<https://www.DiGi-Electronics.com>

DiGi Electronics Part Number	ELL-ATP331MB-DG
Manufacturer	Panasonic Electronic Components
Manufacturer Product Number	ELL-ATP331MB
Description	FIXED IND 330UH 600MA 550MOHM SM
Detailed Description	330 μ H Shielded Wirewound Inductor 600 mA 550m Ohm Nonstandard, Corner Terminals

This model ELL-ATP331MB is available at DiGi Electronics.

DiGi Electronics offers a global database of semiconductor and electronic component datasheets.

We welcome your inquiries regarding pricing, lead time, or other product-related questions.

 [Request a Quote](#)

 [Datasheet Search](#)



Tel: +00 852-30501935

RFQ Email: Info@DiGi-Electronics.com

DiGi is a global authorized distributor of electronic components.

Purchase and inquiry

Manufacturer Product Number:

ELL-ATP331MB

Series:

P

Type:

Wirewound

Inductance:

330 μ H

Current Rating (Amps):

600 mA

Shielding:

Shielded

Q @ Freq:

-

Ratings:

-

Inductance Frequency - Test:

100 kHz

Mounting Type:

Surface Mount

Supplier Device Package:

-

Height - Seated (Max):

0.177" (4.50mm)

Manufacturer:

Panasonic Electronic Components

Product Status:

Obsolete

Material - Core:

-

Tolerance:

\pm 20%

Current - Saturation (Isat):

550mA

DC Resistance (DCR):

550mOhm

Frequency - Self Resonant:

-

Operating Temperature:

-

Features:

-

Package / Case:

Nonstandard, Corner Terminals

Size / Dimension:

0.394" L x 0.394" W (10.00mm x 10.00mm)

Base Product Number:

ELL-ATP

Environmental & Export classification

RoHS Status:

ROHS3 Compliant

ECCN:

EAR99

Moisture Sensitivity Level (MSL):


1 (Unlimited)

HTSUS:

8504.50.8000

Power Inductors / Wire Wound type

Discontinued



Series : **P**
Type : **ELLATP**

Features

- Magnetic shielded structure
- Low DC resistance and large current capability
- Available on tape and reel for automatic insertion
- The new version of ELLATV serie
- RoHS compliant

Recommended Applications

- Audiovisual equipment, Appliance, Office automation equipment, Amusement machine, Power circuit for electric device

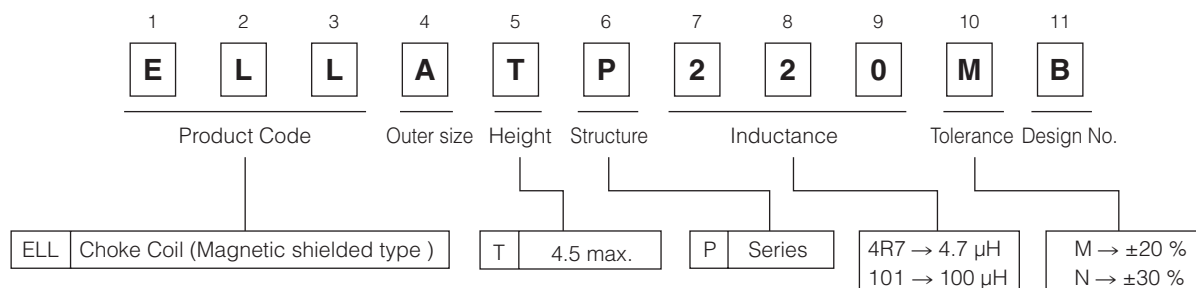
Standard Packing Quantity

- 500 pcs./reel

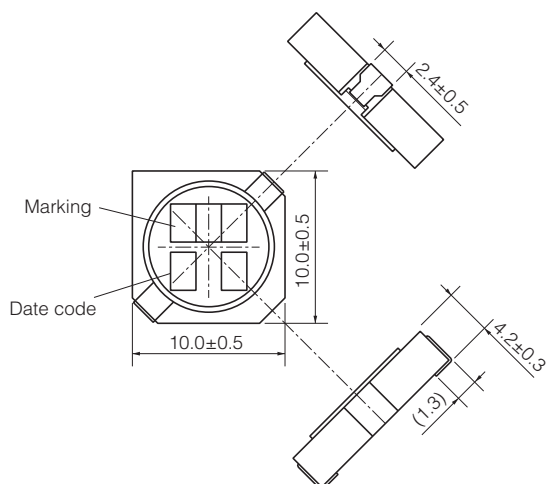
As for Soldering Conditions and Safety Precautions,

Please see Data Files

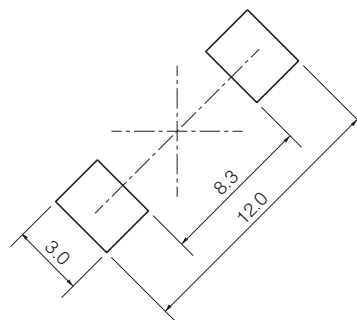
Explanation of Part Numbers



Dimensions in mm (not to scale)



Recommended land patterns in mm (not to scale)



Discontinued

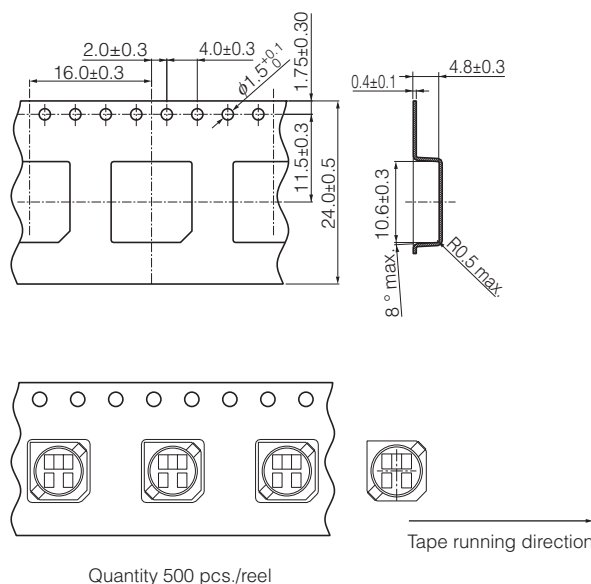
Standard Parts

Part No.	Inductance (100 kHz)		Rbc (at 20 °C)		Saturation Rated Current*1 (mA max.)	Temperature Rise Current*2 (mA max.)	Marking		
	(μH)	Tol.	(mΩ)	Tol.					
ELLATP1R0NB	1.0	±30 %	3.6	±30 %	9000	8000	1R0		
ELLATP1R5NB	1.5		4.4		8000	7000	1R5		
ELLATP2R7NB	2.7		6.4		5500	6500	2R7		
ELLATP3R3NB	3.3		7.5		5350	5500	3R3		
ELLATP4R7NB	4.7		9.1		4500	5000	4R7		
ELLATP5R1NB	5.1		12		4350	4500	5R1		
ELLATP6R8NB	6.8		15		4000	4000	6R8		
ELLATP8R2NB	8.2		18		3700	3700	8R2		
ELLATP100MB	10.0		±20 %		22	±20 %	3300	3300	100
ELLATP120MB	12.0				25		2900	2900	120
ELLATP150MB	15.0	29		2700	2700		150		
ELLATP220MB	22.0	38		2200	2500		220		
ELLATP270MB	27.0	47		1900	2200		270		
ELLATP330MB	33.0	59		1800	2000		330		
ELLATP390MB	39.0	66		1600	1800		390		
ELLATP470MB	47.0	80		1500	1700		470		
ELLATP680MB	68.0	120		1100	1400		680		
ELLATP820MB	82.0	140		1050	1300		820		
ELLATP101MB	100.0	180		1000	1200		101		
ELLATP121MB	120.0	200		900	1000		121		
ELLATP151MB	150.0	250		780	900		151		
ELLATP181MB	180.0	320		750	750		181		
ELLATP221MB	220.0	360		700	700		221		
ELLATP331MB	330.0	550		550	600		331		
ELLATP471MB	470.0	780		470	500		471		
ELLATP681MB	680.0	1150		380	450		681		
ELLATP102MB	1000.0	1700		310	370		102		

*1 Saturation Rated Current : This DC current which causes a 30% inductance reduction from its nominal value.

*2 Temperature Rise Current : This indicates the value of current when temperature rise dt/t= 40 °C (at 20 °C).

Embossed Carrier Tape Dimensions in mm (not to scale)



⚠ Safety Precautions

(Common precautions for Power Inductors / Wire Wound type)

- When using our products, no matter what sort of equipment they might be used for, be sure to make a written agreement on the specifications with us in advance. The design and specifications in this catalog are subject to change without prior notice.
 - Do not use the products beyond the specifications described in this catalog.
 - This catalog explains the quality and performance of the products as individual components. Before use, check and evaluate their operations when installed in your products.
 - Install the following systems for a failsafe design to ensure safety if these products are to be used in equipment where a defect in these products may cause the loss of human life or other significant damage, such as damage to vehicles (automobile, train, vessel), traffic lights, medical equipment, aerospace equipment, electric heating appliances, combustion/gas equipment, rotating equipment, and disaster/crime prevention equipment.
- *Systems equipped with a protection circuit and a protection device
 *Systems equipped with a redundant circuit or other system to prevent an unsafe status in the event of a single fault

⚠ Precautions for use**1. Operation range and environments**

- ① These products are designed and manufactured for general and standard use in general electronic equipment (e.g. AV equipment, home electric appliances, office equipment, information and communication equipment)
- ② These products are not intended for use in the following special conditions. Before using the products, carefully check the effects on their quality and performance, and determine whether or not they can be used.
 - In liquid, such as water, oil, chemicals, or organic solvent
 - In direct sunlight, outdoors, or in dust
 - In salty air or air with a high concentration of corrosive gas, such as Cl₂, H₂S, NH₃, SO₂, or NO₂
 - In an environment where these products cause dew condensation

2. Handling

- ① Do not bring magnets or magnetized materials close to the product. The influence of their magnetic field can change the inductance value.
- ② Do not apply strong mechanical shocks by either dropping or collision with other parts. Excessive shock can damage the part.

3. Washing of board

Kindly consult the Technical department before washing of the PWB with any cleansing agent, and provide the washing condition.

4. Resoldering with a soldering iron

The temperature of the tip of the soldering iron should be 360 °C or less, 4 seconds.
 And resoldering with a soldering iron should be limited to 1 time, and after that should be cooling these.

5. Mounting side

External force must be less than 5.0 [N] : while mounting.

6. Storage conditions

Normal temperature (–5 to 35 °C), normal humidity (85 % RH max.), shall not be exposed to direct sunlight and harmful gases and care should be taken so as not to cause dew.

<Package markings>

Package markings include the product number, quantity, and country of origin.
 In principle, the country of origin should be indicated in English.

