

BWVS005050402R2M00 Datasheet

www.digi-electronics.com



<https://www.DiGi-Electronics.com>

| | |
|------------------------------|--|
| DiGi Electronics Part Number | BWVS005050402R2M00-DG |
| Manufacturer | Pulse Electronics |
| Manufacturer Product Number | BWVS005050402R2M00 |
| Description | FIXED IND 2.2UH 3.7A 21 MOHM SMD |
| Detailed Description | 2.2 μ H Shielded Inductor 3.7 A 21mOhm Nonstandard |



Tel: +00 852-30501935

RFQ Email: Info@DiGi-Electronics.com

DiGi is a global authorized distributor of electronic components.

Purchase and inquiry

Manufacturer Product Number:

BWVS005050402R2M00

Series:

BWVS

Type:

-

Inductance:

2.2 μ H

Current Rating (Amps):

3.7 A

Shielding:

Shielded

Q @ Freq:

-

Ratings:

-

Inductance Frequency - Test:

100 kHz

Mounting Type:

Surface Mount

Supplier Device Package:

-

Height - Seated (Max):

0.165" (4.20mm)

Manufacturer:

Pulse Electronics

Product Status:

Active

Material - Core:

Ferrite

Tolerance:

\pm 20%

Current - Saturation (Isat):

5.7A

DC Resistance (DCR):

21mOhm

Frequency - Self Resonant:

-

Operating Temperature:

-55°C ~ 125°C

Features:

-

Package / Case:

Nonstandard

Size / Dimension:

0.197" L x 0.197" W (5.00mm x 5.00mm)

Environmental & Export classification

RoHS Status:

ROHS3 Compliant

REACH Status:

REACH Unaffected

HTSUS:

8504.50.8000

Moisture Sensitivity Level (MSL):


1 (Unlimited)

ECCN:

EAR99

Sealed Power Inductors - BWVS Series

BWVS Series



BWVS series, an automatic assembly constructed power inductor, is shielded with magnetic resin and suitable for the portable DC-DC converter applications.

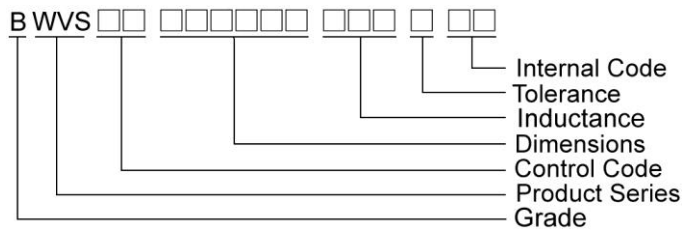
Features

- RoHS, Halogen Free and REACH Compliance
- Shielded with magnetic resin
- Various package size and wide inductance range
- Optimize electrical characteristics by using different ferrite core figures

Applications

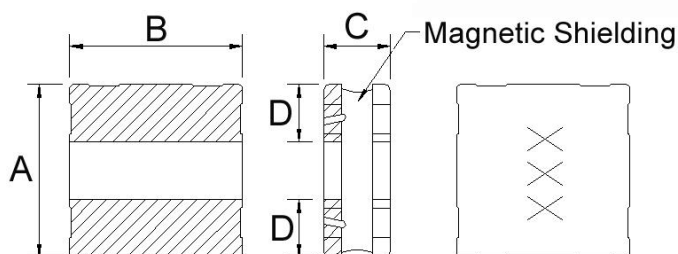
- AP Routers
- STBs
- LCD TVs, monitors and panels
- Game consoles
- DC/DC converters

Product Identification

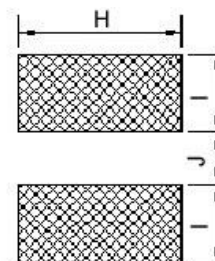


Shape and Dimensions

Figure 1



Recommended Pattern



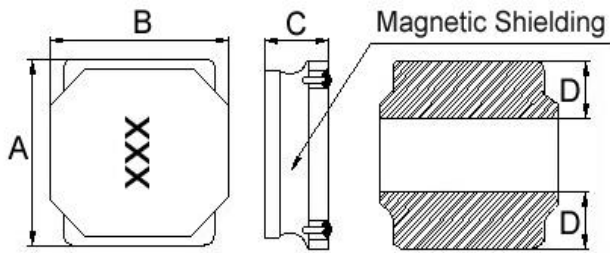
Dimensions in mm

| TYPE | FIG | A | B | C | D | H | I | J |
|--------------|-----|---------|---------|----------|-----|-----|-----|-----|
| BWVS00322515 | 1 | 3.2±0.2 | 2.5±0.2 | 1.50±0.2 | 1.0 | 2.6 | 1.2 | 1.0 |
| BWVS00404012 | 1 | 4.0±0.2 | 4.0±0.2 | 1.20±0.1 | 1.5 | 4.2 | 1.5 | 1.2 |

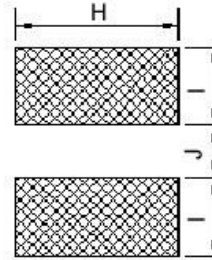
Sealed Power Inductors - BWVS Series

Shape and Dimensions

Figure 2



Recommended Pattern

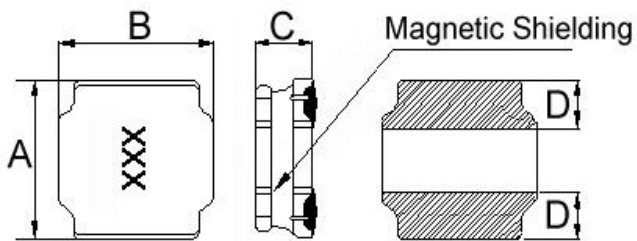


Dimensions in mm

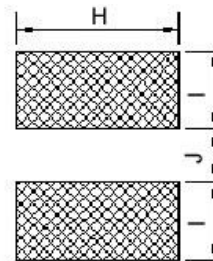
| TYPE | FIG | A | B | C | D | H | I | J |
|--------------|-----|---------|---------|--------------------------------------|---------|-----|-----|-----|
| BWVS00404018 | 2 | 4.0±0.2 | 4.0±0.2 | 1.8 ^{+0.2} _{-0.30} | 1.3±0.3 | 3.7 | 1.2 | 1.6 |
| BWVS00404026 | 2 | 4.0±0.2 | 4.0±0.2 | 2.6±0.2 | 1.4 | 3.7 | 1.2 | 1.6 |

Shape and Dimensions

Figure 3



Recommended Pattern



Dimensions in mm

| TYPE | FIG | A | B | C | D | H | I | J |
|--------------|-----|---------|---------|--------------------------------------|---------|-----|-----|-----|
| BWVS00505020 | 3 | 5.0±0.2 | 5.0±0.2 | 2.0 ^{+0.2} _{-0.30} | 1.8±0.3 | 4.0 | 1.5 | 2.1 |
| BWVS00505040 | 3 | 5.0±0.2 | 5.0±0.2 | 4.0 ^{+0.2} _{-0.30} | 1.6±0.3 | 4.0 | 1.5 | 2.1 |
| BWVS00606020 | 3 | 6.0±0.2 | 6.0±0.2 | 2.0 ^{+0.2} _{-0.30} | 1.7±0.3 | 5.7 | 1.6 | 2.9 |
| BWVS00606028 | 3 | 6.0±0.2 | 6.0±0.2 | 2.8 ^{+0.2} _{-0.30} | 1.9±0.3 | 5.7 | 1.6 | 2.9 |
| BWVS00606045 | 3 | 6.0±0.2 | 6.0±0.2 | 4.5 ^{+0.2} _{-0.30} | 1.8±0.3 | 5.7 | 2.0 | 2.4 |
| BWVS00808040 | 3 | 8.0±0.2 | 8.0±0.2 | 4.0 ^{+0.2} _{-0.30} | 2.3±0.3 | 7.5 | 2.5 | 3.4 |

Sealed Power Inductors – BWVS Series

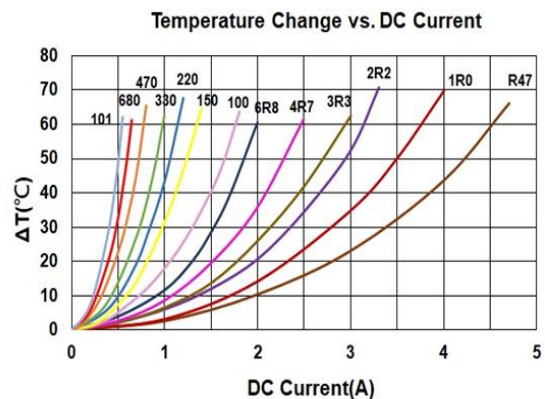
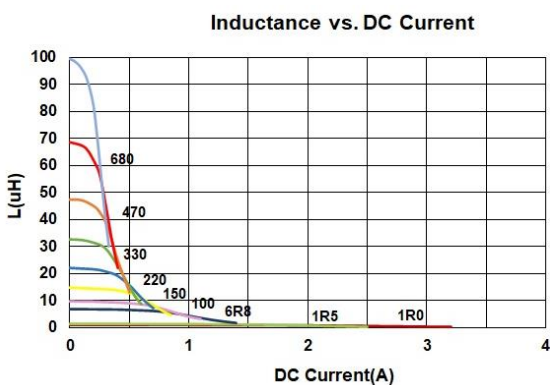
Electrical Characteristics

| Part Number | Inductance (uH) | Tolerance (±%) | Test Frequency (kHz) | RDC (mΩ) ±20% | Isat (A) Typ. (Max) | Irms (A) Typ. (Max) | SRF(MHz) Min. | Marking |
|--------------------|-----------------|----------------|----------------------|---------------|---------------------|---------------------|---------------|---------|
| BWVS00322515R22□00 | 0.22 | 20, 30 | 1MHz,1V | 22 | 4.5(4.0) | 4.2(3.7) | 300 | R22 |
| BWVS00322515R47□00 | 0.47 | 20, 30 | 1MHz,1V | 27 | 3.4(3.0) | 3.8(3.4) | 168 | R47 |
| BWVS003225151R0□00 | 1.0 | 20, 30 | 1MHz,1V | 40 | 2.3(2.0) | 3.2(2.8) | 95 | 1R0 |
| BWVS003225151R5□00 | 1.5 | 20, 30 | 1MHz,1V | 47 | 1.8(1.6) | 3.0(2.7) | 81 | 1R5 |
| BWVS003225152R2□00 | 2.2 | 20, 30 | 1MHz,1V | 57 | 1.6(1.4) | 2.8(2.5) | 60 | 2R2 |
| BWVS003225153R3□00 | 3.3 | 20, 30 | 1MHz,1V | 77 | 1.3(1.1) | 2.4(2.1) | 45 | 3R3 |
| BWVS003225154R7□00 | 4.7 | 20, 30 | 1MHz,1V | 110 | 1.1(0.99) | 2.0(1.8) | 40 | 4R7 |
| BWVS003225156R8□00 | 6.8 | 20, 30 | 1MHz,1V | 160 | 0.90(0.81) | 1.7(1.5) | 30 | 6R8 |
| BWVS00322515100□00 | 10 | 20, 30 | 1MHz,1V | 220 | 0.78(0.70) | 1.4(1.2) | 25 | 100 |
| BWVS00322515150□00 | 15 | 20, 30 | 1MHz,1V | 320 | 0.60(0.54) | 1.1(0.99) | 21 | 150 |
| BWVS00322515220□00 | 22 | 20, 30 | 1MHz,1V | 470 | 0.50(0.45) | 0.95(0.85) | 17 | 220 |
| BWVS00322515330□00 | 33 | 20, 30 | 1MHz,1V | 700 | 0.40(0.36) | 0.80(0.72) | 12 | 330 |
| BWVS00322515470□00 | 47 | 20, 30 | 1MHz,1V | 1000 | 0.34(0.30) | 0.65(0.58) | 11 | 470 |
| BWVS00322515680□00 | 68 | 20, 30 | 1MHz,1V | 1400 | 0.29(0.26) | 0.53(0.47) | 9.5 | 680 |
| BWVS00322515101□00 | 100 | 20, 30 | 1MHz,1V | 1900 | 0.23(0.20) | 0.43(0.38) | 7.5 | 101 |
| BWVS00322515121□00 | 120 | 20, 30 | 1MHz,1V | 2800 | 0.20(0.18) | 0.36(0.32) | 6.7 | 121 |
| BWVS00322515221□00 | 220 | 20, 30 | 1MHz,1V | 4700 | 0.15(0.13) | 0.26(0.23) | 5.0 | 221 |
| BWVS00322515471□00 | 470 | 20, 30 | 1MHz,1V | 10000 | 0.10(0.09) | 0.17(0.15) | 3.3 | 471 |
| BWVS00322515681□00 | 680 | 20, 30 | 1MHz,1V | 15000 | 0.08(0.07) | 0.14(0.12) | 2.5 | 681 |
| BWVS00322515102□00 | 1000 | 20, 30 | 0.1MHz,1V | 23000 | 0.06(0.05) | 0.11(0.09) | 2.0 | 102 |

Note: When ordering, please specify tolerance code. Tolerance: M=±20% , T =±30%

- Operating temperature range –55°C ~ 125°C (Including self - temperature rise)
- Isat for Inductance drop 30% from its value without current
- Irms for a 40°C temperature rise from 25°C ambient with current
- Measure Equipment :
 - L : Agilent HP4285A+Agilent HP42841A, 100kHz 1V
 - RDC : DIGITAL MILLINHM METER CHROMA 16502, or equivalent
 - Isat & Irms : Agilent HP4285A+ Agilent HP42841A

Test Instruments : HP4285A Material/Impedance Analyzer



Please be sure to request approval specifications that provide further details of the products. Kindly note that the content of these specifications are subject to change or may be discontinued without prior notice. This product may not be designed/used in medical or high risk applications without Chilisin approval. Please contact our sales department before ordering.

Sealed Power Inductors – BWVS Series

Electrical Characteristics

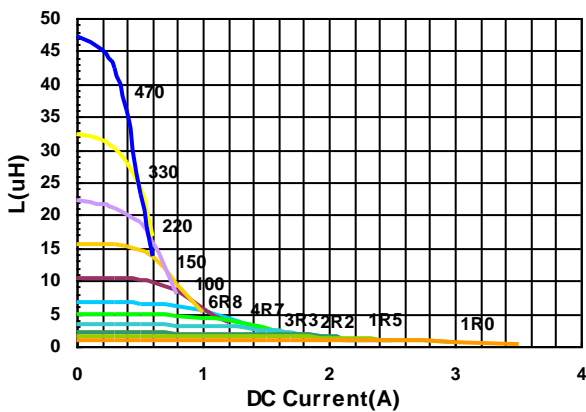
| Part Number | Inductance (uH) | Tolerance (±%) | Test Frequency (kHz) | RDC (mΩ) ±30% | Isat (A) Typ. (Max) | Irms (A) Typ. (Max) | Marking |
|--------------------|-----------------|----------------|----------------------|---------------|---------------------|---------------------|---------|
| BWVS004040121R0□00 | 1.0 | 20, 30 | 100 | 48 | 2.50(2.25) | 1.70(1.53) | 1R0 |
| BWVS004040121R5□00 | 1.5 | 20, 30 | 100 | 58 | 2.10(1.89) | 1.60(1.44) | 1R5 |
| BWVS004040122R2□00 | 2.2 | 20, 30 | 100 | 65 | 1.70(1.53) | 1.50(1.35) | 2R2 |
| BWVS004040123R3□00 | 3.3 | 20, 30 | 100 | 90 | 1.30(1.17) | 1.40(1.26) | 3R3 |
| BWVS004040124R7□00 | 4.7 | 20, 30 | 100 | 110 | 1.10(0.99) | 1.20(1.08) | 4R7 |
| BWVS004040126R8□00 | 6.8 | 20, 30 | 100 | 135 | 0.90(0.81) | 1.05(0.94) | 6R8 |
| BWVS00404012100□00 | 10 | 20, 30 | 100 | 190 | 0.78(0.70) | 0.90(0.81) | 100 |
| BWVS00404012150□00 | 15 | 20, 30 | 100 | 250 | 0.65(0.58) | 0.85(0.76) | 150 |
| BWVS00404012220□00 | 22 | 20, 30 | 100 | 400 | 0.52(0.46) | 0.75(0.67) | 220 |
| BWVS00404012330□00 | 33 | 20, 30 | 100 | 600 | 0.44(0.39) | 0.70(0.63) | 330 |
| BWVS00404012470□00 | 47 | 20, 30 | 100 | 930 | 0.35(0.31) | 0.50(0.45) | 470 |

Note: When ordering, please specify tolerance code. Tolerance: M=±20% , T =±30%

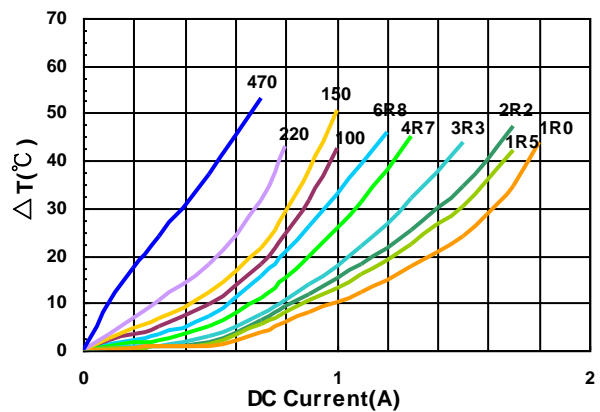
- Operating temperature range –55°C ~ 125°C (Including self - temperature rise)
- Isat for Inductance drop 30% from its value without current
- I rms for a 40°C temperature rise from 25°C ambient with current
- Measure Equipment :
 L : Agilent HP4284A+Agilent HP42841A, 100kHz 1V
 RDC : DIGITAL MILLINHM METER CHROMA 16502, or equivalent
 Isat & I rms : Agilent HP4284A

Test Instruments : HP4284A Material/Impedance Analyzer

Inductance vs. DC Current



Temperature Change vs. DC Current



Sealed Power Inductors – BWVS Series

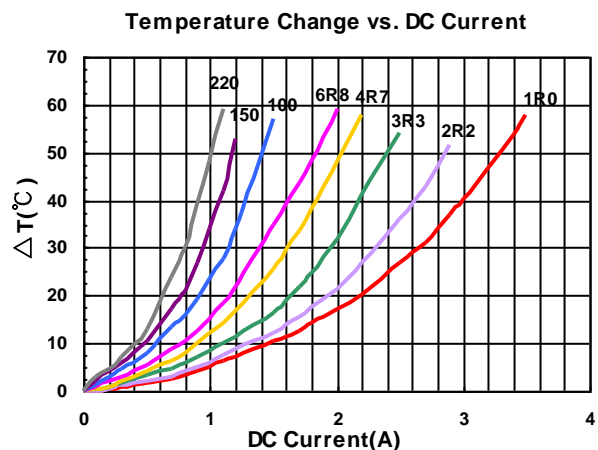
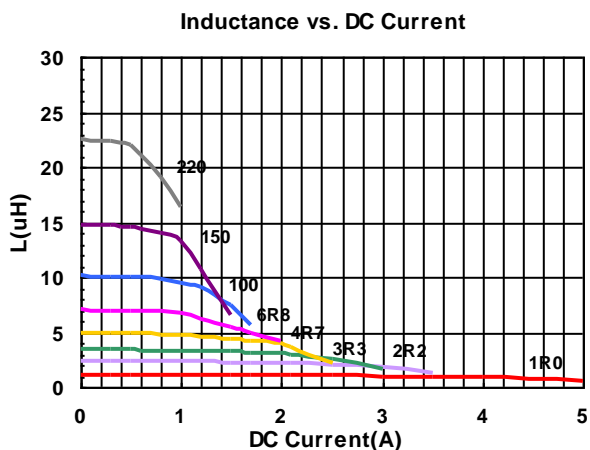
Electrical Characteristics

| Part Number | Inductance (uH) | Tolerance (±%) | Test Frequency (kHz) | RDC (mΩ) ±20% | Isat (A) Typ. (Max) | Irms (A) Typ. (Max) | Marking |
|--------------------|-----------------|----------------|----------------------|---------------|---------------------|---------------------|---------|
| BWVS004040181R0□00 | 1.0 | 20, 30 | 100 | 32 | 4.10(3.69) | 2.80(2.52) | 1R0 |
| BWVS004040181R5□00 | 1.5 | 20, 30 | 100 | 40 | 3.30(2.97) | 2.60(2.34) | 1R5 |
| BWVS004040181R8□00 | 1.8 | 20, 30 | 100 | 55 | 2.80(2.50) | 2.50(2.20) | 1R8 |
| BWVS004040182R2□00 | 2.2 | 20, 30 | 100 | 60 | 2.80(2.52) | 2.50(2.25) | 2R2 |
| BWVS004040183R3□00 | 3.3 | 20, 30 | 100 | 70 | 2.20(1.98) | 2.10(1.89) | 3R3 |
| BWVS004040183R6□00 | 3.6 | 20, 30 | 100 | 75 | 2.10(1.89) | 1.90(1.71) | 3R6 |
| BWVS004040183R9□00 | 3.9 | 20, 30 | 100 | 75 | 2.10(1.89) | 1.90(1.71) | 3R9 |
| BWVS004040184R7□00 | 4.7 | 20, 30 | 100 | 90 | 2.00(1.80) | 1.70(1.53) | 4R7 |
| BWVS004040186R8□00 | 6.8 | 20, 30 | 100 | 110 | 1.60(1.44) | 1.50(1.35) | 6R8 |
| BWVS004040188R2□00 | 8.2 | 20, 30 | 100 | 155 | 1.50(1.30) | 1.30(1.10) | 8R2 |
| BWVS00404018100□00 | 10 | 20, 30 | 100 | 170 | 1.40(1.26) | 1.20(1.08) | 100 |
| BWVS00404018150□00 | 15 | 20, 30 | 100 | 250 | 1.00(0.90) | 1.00(0.90) | 150 |
| BWVS00404018220□00 | 22 | 20, 30 | 100 | 350 | 0.90(0.81) | 0.85(0.76) | 220 |
| BWVS00404018330□00 | 33 | 20, 30 | 100 | 530 | 0.80(0.72) | 0.70(0.63) | 330 |
| BWVS00404018470□00 | 47 | 20, 30 | 100 | 720 | 0.70(0.63) | 0.56(0.50) | 470 |
| BWVS00404018680□00 | 68 | 20, 30 | 100 | 1000 | 0.56(0.50) | 0.45(0.40) | 680 |
| BWVS00404018101□00 | 100 | 20, 30 | 100 | 1500 | 0.46(0.41) | 0.38(0.34) | 101 |
| BWVS00404018121□00 | 120 | 20, 30 | 100 | 1600 | 0.38(0.34) | 0.36(0.32) | 121 |
| BWVS00404018151□00 | 150 | 20, 30 | 100 | 2500 | 0.35(0.31) | 0.30(0.27) | 151 |
| BWVS00404018221□00 | 220 | 20, 30 | 100 | 4000 | 0.28(0.25) | 0.23(0.20) | 221 |

Note: When ordering, please specify tolerance code. Tolerance: M=±20% , T =±30%

- Operating temperature range—55°C ~ 125°C (Including self - temperature rise)
- Isat for Inductance drop 30% from its value without current
- Irms for a 40°C temperature rise from 25°C ambient with current
- Measure Equipment :
 L : Agilent HP4284A+Agilent HP42841A, 100kHz 1V
 RDC : DIGITAL MILLINHM METER CHROMA 16502, or equivalent
 Isat & Irms : Agilent HP4284A

Test Instruments : HP4284A Material/Impedance Analyzer



Please be sure to request approval specifications that provide further details of the products. Kindly note that the content of these specifications are subject to change or may be discontinued without prior notice. This product may not be designed/used in medical or high risk applications without Chilisin approval. Please contact our sales department before ordering.

Sealed Power Inductors – BWVS Series

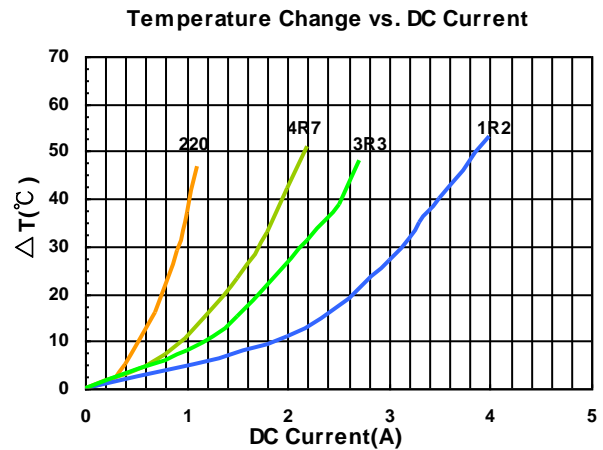
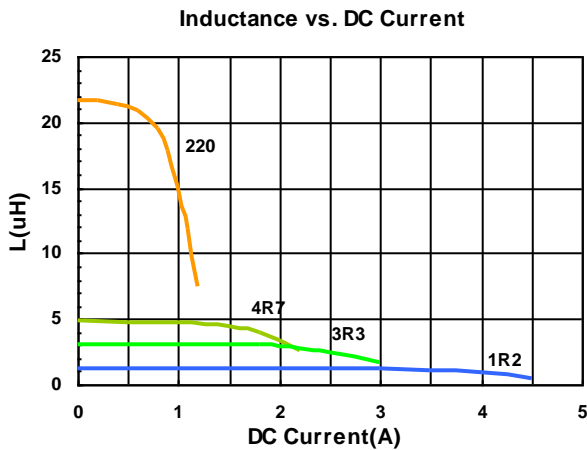
Electrical Characteristics

| Part Number | Inductance (uH) | Tolerance (±%) | Test Frequency (kHz) | RDC (mΩ) ±30% | Isat (A) Typ. (Max) | Irms (A) Typ. (Max) | Marking |
|--------------------|-----------------|----------------|----------------------|---------------|---------------------|---------------------|---------|
| BWVS004040261R2□00 | 1.2 | 20, 30 | 100 | 30 | 3.50(3.15) | 3.30(2.97) | 1R2 |
| BWVS004040263R3□00 | 3.3 | 20, 30 | 100 | 45 | 2.50(2.25) | 2.50(2.25) | 3R3 |
| BWVS004040264R7□00 | 4.7 | 20, 30 | 100 | 60 | 1.80(1.62) | 1.80(1.62) | 4R7 |
| BWVS00404026220□00 | 22 | 20, 30 | 100 | 230 | 0.86(0.77) | 1.00(0.90) | 220 |

Note: When ordering, please specify tolerance code. Tolerance: M=±20% , T =±30%

- Operating temperature range –55°C ~ 125°C (Including self - temperature rise)
- Isat for Inductance drop 30% from its value without current
- Irms for a 40°C temperature rise from 25°C ambient with current
- Measure Equipment :
 L : Agilent HP4284A+Agilent HP42841A, 100kHz 1V
 RDC : DIGITAL MILLINHM METER CHROMA 16502, or equivalent
 Isat & Irms : Agilent HP4284A

Test Instruments : HP4284A Material/Impedance Analyzer



Sealed Power Inductors – BWVS Series

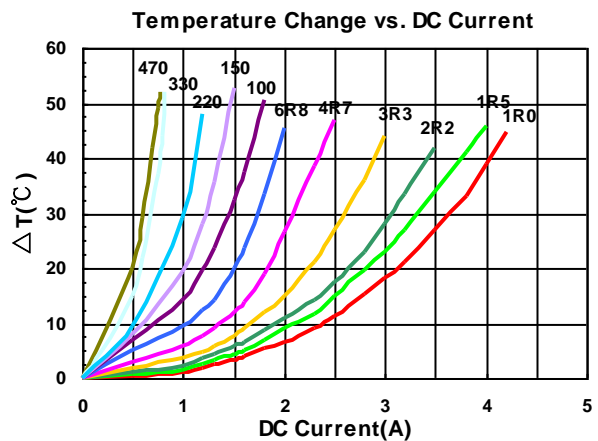
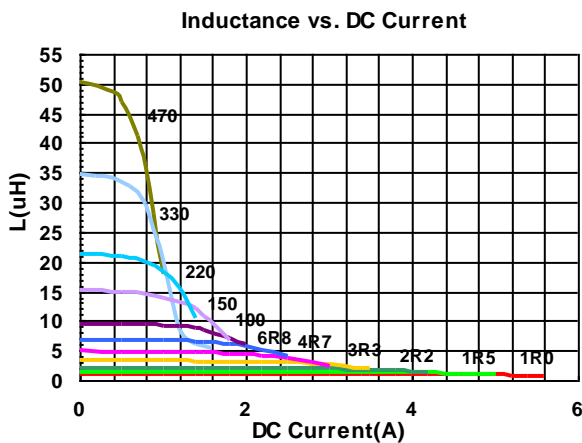
Electrical Characteristics

| Part Number | Inductance (uH) | Tolerance (±%) | Test Frequency (kHz) | RDC (mΩ) ±20% | Isat (A) Typ. (Max) | Irms (A) Typ. (Max) | Marking |
|--------------------|-----------------|----------------|----------------------|---------------|---------------------|---------------------|---------|
| BWVS005050201R0□00 | 1.0 | 20, 30 | 100 | 21 | 5.1(4.59) | 4.0(3.60) | 1R0 |
| BWVS005050201R2□00 | 1.2 | 30 | 100 | 21 | 4.8(4.32) | 3.8(3.42) | 1R2 |
| BWVS005050201R5□00 | 1.5 | 20, 30 | 100 | 26 | 4.2(3.78) | 3.5(3.15) | 1R5 |
| BWVS005050202R2□00 | 2.2 | 20, 30 | 100 | 35 | 3.4(3.06) | 3.2(2.88) | 2R2 |
| BWVS005050202R7□00 | 2.7 | 20, 30 | 100 | 38 | 3.05(2.7) | 2.9(2.60) | 2R7 |
| BWVS005050203R3□00 | 3.3 | 20, 30 | 100 | 48 | 3.0(2.70) | 2.8(2.52) | 3R3 |
| BWVS005050204R7□00 | 4.7 | 20, 30 | 100 | 60 | 2.2(1.98) | 2.2(1.98) | 4R7 |
| BWVS005050205R6□00 | 5.6 | 20, 30 | 100 | 82 | 2.05(1.84) | 2.0(1.80) | 5R6 |
| BWVS005050206R8□00 | 6.8 | 20, 30 | 100 | 90 | 2.0(1.80) | 1.8(1.62) | 6R8 |
| BWVS00505020100□00 | 10 | 20, 30 | 100 | 120 | 1.6(1.44) | 1.6(1.44) | 100 |
| BWVS00505020150□00 | 15 | 20, 30 | 100 | 190 | 1.3(1.17) | 1.2(1.08) | 150 |
| BWVS00505020220□00 | 22 | 20, 30 | 100 | 260 | 1.0(0.90) | 1.0(0.90) | 220 |
| BWVS00505020330□00 | 33 | 20, 30 | 100 | 460 | 0.8(0.72) | 0.75(0.67) | 330 |
| BWVS00505020470□00 | 47 | 20, 30 | 100 | 580 | 0.65(0.58) | 0.65(0.58) | 470 |

Note: When ordering, please specify tolerance code. Tolerance: M=±20% , T =±30%

- Operating temperature range – 55°C ~ 125°C (Including self - temperature rise)
- Isat for Inductance drop 30% from its value without current
- Iirms for a 40°C temperature rise from 25°C ambient with current
- Measure Equipment :
 L : Agilent HP4284A+Agilent HP42841A, 100kHz 1V
 RDC : DIGITAL MILLINHM METER CHROMA 16502, or equivalent
 Isat & Iirms : Agilent HP4284A

Test Instruments : HP4284A Material/Impedance Analyzer



Sealed Power Inductors – BWVS Series

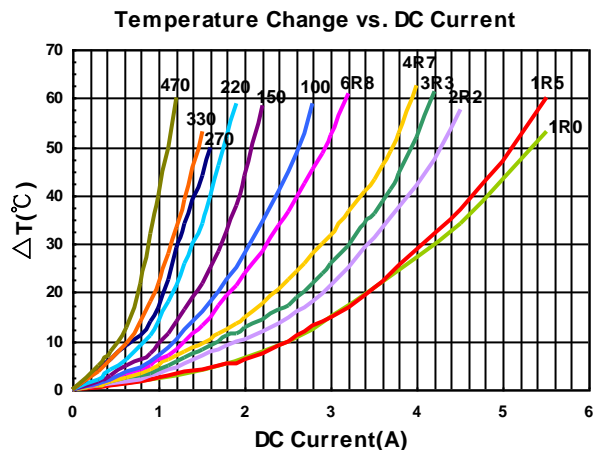
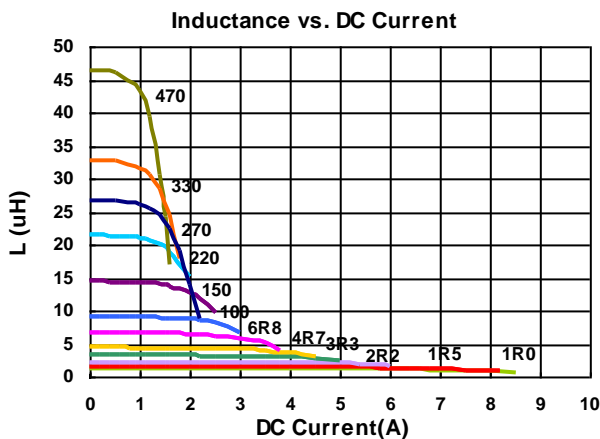
Electrical Characteristics

| Part Number | Inductance (uH) | Tolerance (±%) | Test Frequency (kHz) | RDC (mΩ) ±30% | Isat (A) Typ. (Max) | Irms (A) Typ. (Max) | Marking |
|--------------------|-----------------|----------------|----------------------|---------------|---------------------|---------------------|---------|
| BWVS00505040R68□00 | 0.68 | 20, 30 | 100 | 10 | 8.4(7.50) | 5.6(5.00) | R68 |
| BWVS005050401R0□00 | 1.0 | 20, 30 | 100 | 14 | 7.5(6.75) | 4.6(4.14) | 1R0 |
| BWVS005050401R2□00 | 1.2 | 20, 30 | 100 | 15 | 7.4(6.66) | 4.5(4.05) | 1R2 |
| BWVS005050401R5□00 | 1.5 | 20, 30 | 100 | 16 | 7.1(6.39) | 4.4(3.96) | 1R5 |
| BWVS005050402R2□00 | 2.2 | 20, 30 | 100 | 21 | 5.7(5.13) | 3.7(3.33) | 2R2 |
| BWVS005050403R0□00 | 2.2 | 20, 30 | 100 | 26 | 4.8(4.32) | 3.5(3.15) | 3R0 |
| BWVS005050403R3□00 | 3.3 | 20, 30 | 100 | 26 | 4.8(4.32) | 3.5(3.15) | 3R3 |
| BWVS005050403R6□00 | 3.6 | 20, 30 | 100 | 31 | 4.2(3.70) | 3.3(2.90) | 3R6 |
| BWVS005050404R7□00 | 4.7 | 20, 30 | 100 | 32 | 4.2(3.78) | 3.2(2.88) | 4R7 |
| BWVS005050405R6□00 | 5.6 | 20, 30 | 100 | 42 | 3.7(3.30) | 2.8(2.50) | 5R6 |
| BWVS005050406R8□00 | 6.8 | 20, 30 | 100 | 50 | 3.3(2.97) | 2.4(2.16) | 6R8 |
| BWVS00505040100□00 | 10 | 20, 30 | 100 | 60 | 2.8(2.52) | 2.2(1.98) | 100 |
| BWVS00505040150□00 | 15 | 20, 30 | 100 | 90 | 2.3(2.07) | 1.8(1.62) | 150 |
| BWVS00505040220□00 | 22 | 20, 30 | 100 | 135 | 1.8(1.62) | 1.4(1.26) | 220 |
| BWVS00505040270□00 | 27 | 20, 30 | 100 | 180 | 1.6(1.44) | 1.2(1.08) | 270 |
| BWVS00505040330□00 | 33 | 20, 30 | 100 | 190 | 1.5(1.35) | 1.1(0.99) | 330 |
| BWVS00505040470□00 | 47 | 20, 30 | 100 | 310 | 1.2(1.08) | 0.9(0.81) | 470 |
| BWVS00505040680□00 | 68 | 20, 30 | 100 | 540 | 1.0(0.90) | 0.78(0.7) | 680 |
| BWVS00505040101□00 | 100 | 20, 30 | 100 | 800 | 0.7(0.60) | 0.6(0.50) | 101 |

Note: When ordering, please specify tolerance code. Tolerance: M=±20% , T =±30%

- Operating temperature range – 55°C ~ 125°C (Including self - temperature rise)
- Isat for Inductance drop 30% from its value without current
- I rms for a 40°C temperature rise from 25°C ambient with current
- Measure Equipment :
 L : Agilent HP4284A+Agilent HP42841A, 100kHz 1V
 RDC : DIGITAL MILLINHM METER CHROMA 16502, or equivalent
 Isat & I rms : Agilent HP4284A

Test Instruments : HP4284A Material/Impedance Analyzer



Please be sure to request approval specifications that provide further details of the products. Kindly note that the content of these specifications are subject to change or may be discontinued without prior notice. This product may not be designed/used in medical or high risk applications without Chilisin approval. Please contact our sales department before ordering.

Sealed Power Inductors – BWVS Series

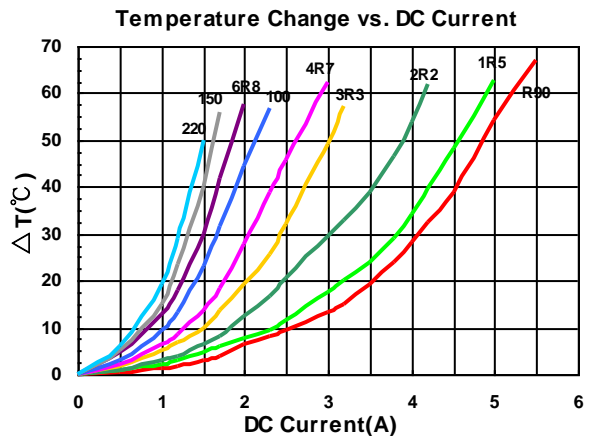
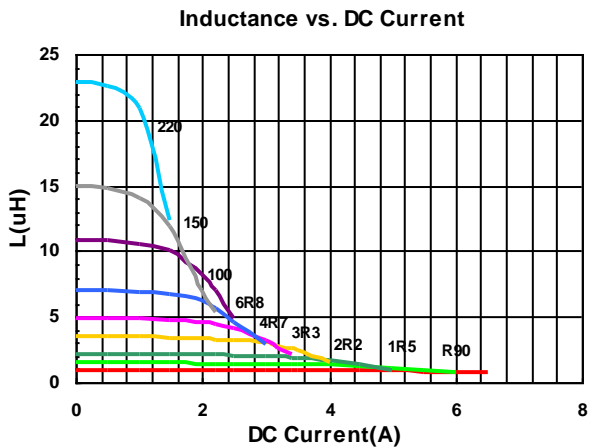
Electrical Characteristics

| Part Number | Inductance (uH) | Tolerance (±%) | Test Frequency (kHz) | RDC (mΩ) ±30% | Isat (A) Typ. (Max) | Irms (A) Typ. (Max) | Marking |
|--------------------|-----------------|----------------|----------------------|---------------|---------------------|---------------------|---------|
| BWVS00606020R50□00 | 0.5 | 30 | 100 | 13 | 8.0(7.20) | 5.3(4.77) | R50 |
| BWVS00606020R90□00 | 0.9 | 30 | 100 | 18 | 6.3(5.67) | 4.2(3.78) | R90 |
| BWVS006060201R0□00 | 1.0 | 30 | 100 | 19 | 6.2(5.58) | 4.1(3.69) | 1R0 |
| BWVS006060201R5□00 | 1.5 | 20, 30 | 100 | 26 | 5.0(4.50) | 3.6(3.24) | 1R5 |
| BWVS006060202R2□00 | 2.2 | 20, 30 | 100 | 34 | 4.2(3.78) | 3.2(2.88) | 2R2 |
| BWVS006060203R3□00 | 3.3 | 20, 30 | 100 | 40 | 3.2(2.88) | 2.7(2.43) | 3R3 |
| BWVS006060204R7□00 | 4.7 | 20, 30 | 100 | 58 | 2.5(2.25) | 2.2(1.98) | 4R7 |
| BWVS006060206R8□00 | 6.8 | 20, 30 | 100 | 85 | 2.2(1.98) | 1.8(1.62) | 6R8 |
| BWVS00606020100□00 | 10 | 20, 30 | 100 | 125 | 2.0(1.80) | 1.6(1.44) | 100 |
| BWVS00606020150□00 | 15 | 20, 30 | 100 | 190 | 1.3(1.17) | 1.3(1.17) | 150 |
| BWVS00606020220□00 | 22 | 20, 30 | 100 | 260 | 1.1(0.99) | 1.1(0.99) | 220 |

Note: When ordering, please specify tolerance code. Tolerance: M=±20% , T =±30%

- Operating temperature range –55°C ~ 125°C (Including self - temperature rise)
- Isat for Inductance drop 30% from its value without current
- Irms for a 40°C temperature rise from 25°C ambient with current
- Measure Equipment :
 L : Agilent HP4284A+Agilent HP42841A, 100kHz 1V
 RDC : DIGITAL MILLINHM METER CHROMA 16502, or equivalent
 Isat & Irms : Agilent HP4284A

Test Instruments : HP4284A Material/Impedance Analyzer



Sealed Power Inductors - BWVS Series

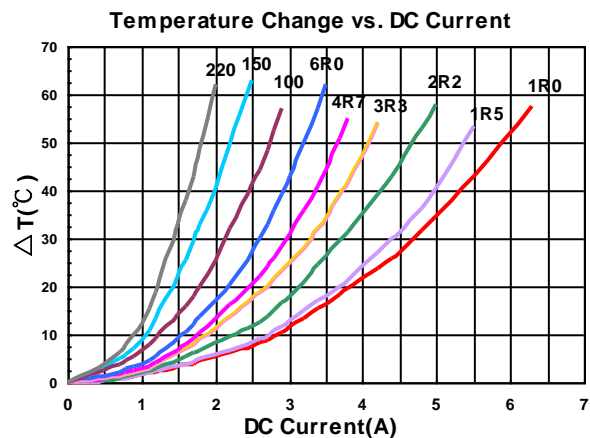
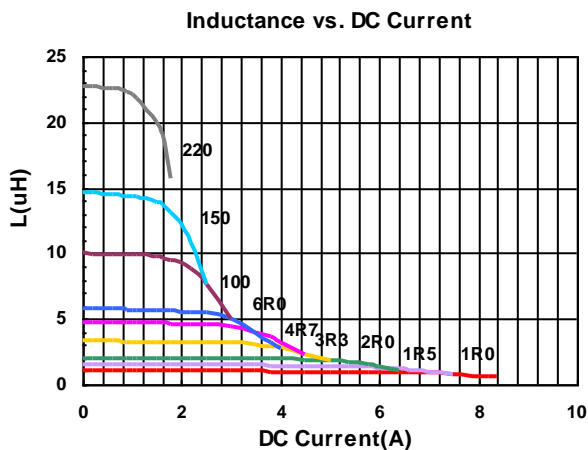
Electrical Characteristics

| Part Number | Inductance (uH) | Tolerance (±%) | Test Frequency (kHz) | RDC (mΩ) ±30% | Isat (A) Typ. (Max) | Irms (A) Typ. (Max) | Marking |
|--------------------|-----------------|----------------|----------------------|---------------|---------------------|---------------------|---------|
| BWVS006060281R0□00 | 1.0 | 20, 30 | 100 | 13 | 7.6(6.84) | 5.2(4.68) | 1R0 |
| BWVS006060281R5□00 | 1.5 | 20, 30 | 100 | 16 | 6.3(5.67) | 4.8(4.32) | 1R5 |
| BWVS006060282R2□00 | 2.2 | 20, 30 | 100 | 20 | 5.4(4.86) | 4.0(3.60) | 2R2 |
| BWVS006060282R7□00 | 2.7 | 20, 30 | 100 | 26 | 4.9(4.41) | 3.7(3.33) | 2R7 |
| BWVS006060283R3□00 | 3.3 | 20, 30 | 100 | 28 | 4.3(3.87) | 3.5(3.15) | 3R3 |
| BWVS006060284R7□00 | 4.7 | 20, 30 | 100 | 38 | 3.7(3.33) | 3.2(2.88) | 4R7 |
| BWVS006060286R0□00 | 6.0 | 20, 30 | 100 | 45 | 3.3(2.97) | 2.8(2.52) | 6R0 |
| BWVS006060286R8□00 | 6.8 | 20, 30 | 100 | 50 | 3.1(2.79) | 2.7(2.43) | 6R8 |
| BWVS00606028100□00 | 10 | 20, 30 | 100 | 65 | 2.5(2.25) | 2.3(2.07) | 100 |
| BWVS00606028150□00 | 15 | 20, 30 | 100 | 95 | 2.0(1.80) | 1.8(1.62) | 150 |
| BWVS00606028220□00 | 22 | 20, 30 | 100 | 135 | 1.6(1.44) | 1.5(1.35) | 220 |
| BWVS00606028330□00 | 33 | 20, 30 | 100 | 220 | 1.3(1.17) | 1.4(1.26) | 330 |
| BWVS00606028470□00 | 47 | 20, 30 | 100 | 320 | 1.1(0.99) | 1.0(0.90) | 470 |
| BWVS00606028680□00 | 68 | 20, 30 | 100 | 420 | 0.98(0.88) | 0.9(0.81) | 680 |
| BWVS00606028101□00 | 100 | 20, 30 | 100 | 600 | 0.82(0.73) | 0.8(0.72) | 101 |

Note: When ordering, please specify tolerance code. Tolerance: M=±20% , T =±30%

- Operating temperature range –55°C ~ 125°C (Including self - temperature rise)
- Isat for Inductance drop 30% from its value without current
- Irms for a 40°C temperature rise from 25°C ambient with current
- Measure Equipment :
 L : Agilent HP4284A+Agilent HP42841A, 100kHz 1V
 RDC : DIGITAL MILLINHM METER CHROMA 16502, or equivalent
 Isat & Irms : Agilent HP4284A

Test Instruments : HP4284A Material/Impedance Analyzer



Please be sure to request approval specifications that provide further details of the products. Kindly note that the content of these specifications are subject to change or may be discontinued without prior notice. This product may not be designed/used in medical or high risk applications without Chilisin approval. Please contact our sales department before ordering.

Sealed Power Inductors - BWVS Series

Electrical Characteristics

| Part Number | Inductance (uH) | Tolerance (±%) | Test Frequency (kHz) | RDC (mΩ) ±30% | Isat (A) Typ. (Max) | Irms (A) Typ. (Max) | Marking |
|--------------------|-----------------|----------------|----------------------|---------------|---------------------|---------------------|---------|
| BWVS006060451R0□00 | 1.0 | 20, 30 | 100 | 12 | 12.2(10.98) | 6.5(5.85) | 1R0 |
| BWVS006060451R2□00 | 1.2 | 20, 30 | 100 | 13 | 10.6(9.50) | 5.9(5.30) | 1R2 |
| BWVS006060451R5□00 | 1.5 | 20, 30 | 100 | 15 | 10.4(9.36) | 5.9(5.31) | 1R5 |
| BWVS006060451R8□00 | 1.8 | 20, 30 | 100 | 17 | 9.6(8.64) | 5.6(5.04) | 1R8 |
| BWVS006060452R2□00 | 2.2 | 20, 30 | 100 | 18.4 | 8.8(7.92) | 5.1(4.59) | 2R2 |
| BWVS006060452R3□00 | 2.3 | 20, 30 | 100 | 19 | 8.8(7.92) | 5.0(4.50) | 2R3 |
| BWVS006060453R0□00 | 3.0 | 20, 30 | 100 | 22 | 7.8(7.02) | 4.4(3.96) | 3R0 |
| BWVS006060453R3□00 | 3.3 | 20, 30 | 100 | 24 | 7.5(6.75) | 4.3(3.87) | 3R3 |
| BWVS006060453R6□00 | 3.6 | 20, 30 | 100 | 24 | 7.5(6.75) | 4.3(3.87) | 3R6 |
| BWVS006060453R9□00 | 3.9 | 20, 30 | 100 | 26 | 7.0(6.30) | 4.0(3.60) | 3R9 |
| BWVS006060454R5□00 | 4.5 | 20, 30 | 100 | 31 | 6.7(6.03) | 3.9(3.51) | 4R5 |
| BWVS006060454R7□00 | 4.7 | 20, 30 | 100 | 31 | 6.7(6.03) | 3.9(3.51) | 4R7 |
| BWVS006060455R1□00 | 5.1 | 20, 30 | 100 | 33 | 6.0(5.40) | 3.5(3.15) | 5R1 |
| BWVS006060455R6□00 | 5.6 | 20, 30 | 100 | 40 | 5.5(4.95) | 3.3(2.97) | 5R6 |
| BWVS006060456R3□00 | 6.3 | 20, 30 | 100 | 40 | 5.5(4.95) | 3.3(2.97) | 6R3 |
| BWVS006060456R8□00 | 6.8 | 20, 30 | 100 | 43 | 5.3(4.77) | 3.2(2.88) | 6R8 |
| BWVS006060458R2□00 | 8.2 | 20, 30 | 100 | 53 | 4.6(4.10) | 2.9(2.60) | 8R2 |
| BWVS00606045100□00 | 10 | 20, 30 | 100 | 57 | 4.5(4.05) | 2.7(2.43) | 100 |
| BWVS00606045150□00 | 15 | 20, 30 | 100 | 80 | 3.4(3.06) | 2.2(1.98) | 150 |
| BWVS00606045180□00 | 18 | 20, 30 | 100 | 100 | 3.1(2.79) | 1.8(1.62) | 180 |
| BWVS00606045220□00 | 22 | 20, 30 | 100 | 125 | 3.0(2.70) | 1.9(1.71) | 220 |
| BWVS00606045270□00 | 27 | 20, 30 | 100 | 160 | 2.5(2.25) | 1.3(1.17) | 270 |
| BWVS00606045330□00 | 33 | 20, 30 | 100 | 165 | 2.3(2.07) | 1.4(1.26) | 330 |
| BWVS00606045470□00 | 47 | 20, 30 | 100 | 245 | 1.9(1.71) | 1.2(1.08) | 470 |
| BWVS00606045560□00 | 56 | 20, 30 | 100 | 310 | 1.7(1.50) | 1.1(0.99) | 560 |
| BWVS00606045680□00 | 68 | 20, 30 | 100 | 330 | 1.6(1.44) | 1.0(0.90) | 680 |
| BWVS00606045101□00 | 100 | 20, 30 | 100 | 500 | 1.3(1.17) | 0.8(0.72) | 101 |
| BWVS00606045181□00 | 180 | 20, 30 | 100 | 1280 | 0.95(0.85) | 0.50(0.45) | 181 |
| BWVS00606045221□00 | 220 | 20, 30 | 100 | 1300 | 0.82(0.73) | 0.38(0.34) | 221 |
| BWVS00606045331□00 | 330 | 20, 30 | 100 | 1800 | 0.70(0.63) | 0.35(0.31) | 331 |
| BWVS00606045471□00 | 470 | 20, 30 | 100 | 2900 | 0.52(0.46) | 0.32(0.28) | 471 |
| BWVS00606045561□00 | 560 | 20, 30 | 100 | 4300 | 0.57(0.51) | 0.29(0.26) | 561 |
| BWVS00606045681□00 | 680 | 20, 30 | 100 | 5000 | 0.46(0.41) | 0.26(0.23) | 681 |
| BWVS00606045102□00 | 1000 | 20, 30 | 100 | 6000 | 0.40(0.36) | 0.22(0.19) | 102 |

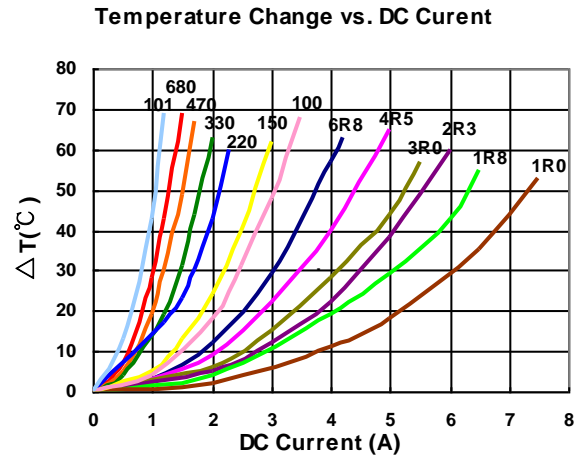
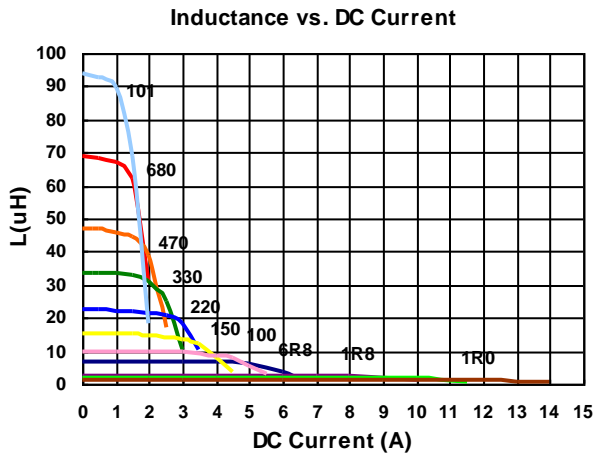
Note: When ordering, please specify tolerance code. Tolerance: M=±20% , T =±30%

- Operating temperature range – 55°C ~ 125°C (Including self - temperature rise)
- Isat for Inductance drop 30% from its value without current
- Irms for a 40°C temperature rise from 25°C ambient with current
- Measure Equipment :
L : Agilent HP4284A+Agilent HP42841A, 100kHz 1V
RDC : DIGITAL MILLINHM METER CHROMA 16502, or equivalent
Isat & Irms : Agilent HP4284A

Please be sure to request approval specifications that provide further details of the products. Kindly note that the content of these specifications are subject to change or may be discontinued without prior notice. This product may not be designed/used in medical or high risk applications without Chilisin approval. Please contact our sales department before ordering.

Sealed Power Inductors - BWVS Series

Test Instruments : HP4284A Material/Impedance Analyzer



Please be sure to request approval specifications that provide further details of the products. Kindly note that the content of these specifications are subject to change or may be discontinued without prior notice. This product may not be designed/used in medical or high risk applications without Chilisin approval. Please contact our sales department before ordering.

Sealed Power Inductors - BWVS Series

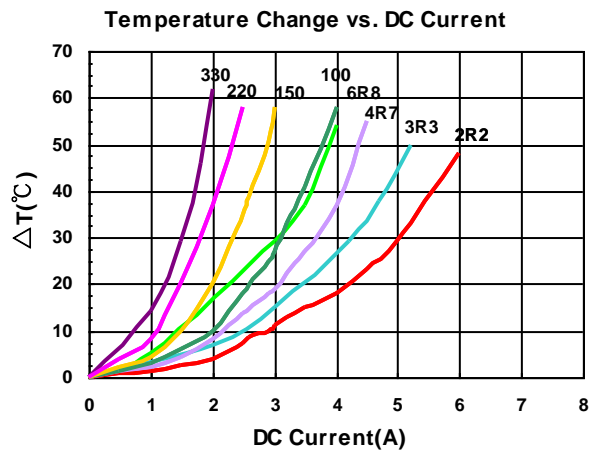
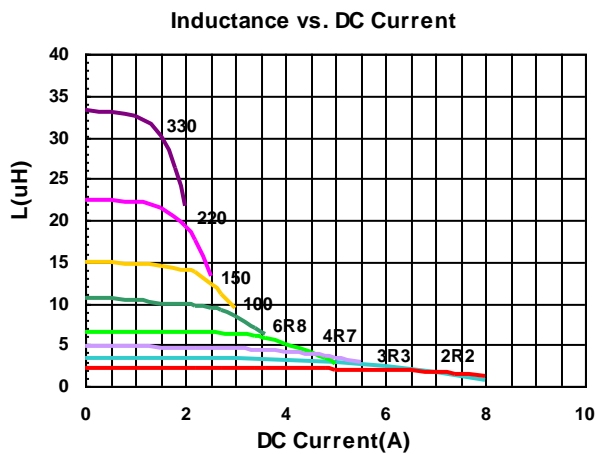
Electrical Characteristics

| Part Number | Inductance (uH) | Tolerance (±%) | Test Frequency (kHz) | RDC (mΩ) Max | Isat (A) Typ. (Max) | Irms (A) Typ. (Max) | Marking |
|--------------------|-----------------|----------------|----------------------|--------------|---------------------|---------------------|---------|
| BWVS00606045R47□L1 | 0.47 | 30 | 100 | 7.8 | 14.0(12.0) | 8.00(7.20) | R47 |
| BWVS00606045R50□L1 | 0.50 | 30 | 100 | 9 | 11.0(9.90) | 8.00(7.20) | R50 |
| BWVS00606045R68□L1 | 0.68 | 20, 30 | 100 | 10 | 10.0(9.00) | 7.20(6.48) | R68 |
| BWVS006060452R2□L1 | 2.2 | 20, 30 | 100 | 17 | 6.80(6.12) | 5.50(4.95) | 2R2 |
| BWVS006060453R3□L1 | 3.3 | 20, 30 | 100 | 24 | 5.50(4.95) | 4.70(4.23) | 3R3 |
| BWVS006060454R7□L1 | 4.7 | 20, 30 | 100 | 30 | 4.60(4.14) | 4.00(3.60) | 4R7 |
| BWVS006060456R8□L1 | 6.8 | 20, 30 | 100 | 40 | 4.00(3.60) | 3.50(3.15) | 6R8 |
| BWVS00606045100□L1 | 10 | 20, 30 | 100 | 50 | 3.20(2.88) | 3.20(2.88) | 100 |
| BWVS00606045150□L1 | 15 | 20, 30 | 100 | 80 | 2.60(2.34) | 2.50(2.25) | 150 |
| BWVS00606045220□L1 | 22 | 20, 30 | 100 | 120 | 2.10(1.89) | 2.00(1.80) | 220 |
| BWVS00606045330□L1 | 33 | 20, 30 | 100 | 170 | 1.70(1.53) | 1.60(1.44) | 330 |
| BWVS00606045101□L1 | 100 | 20, 30 | 100 | 595 | 0.95(0.85) | 0.92(0.82) | 101 |
| BWVS00606045151□L1 | 150 | 20, 30 | 100 | 800 | 0.88(0.79) | 0.82(0.73) | 151 |
| BWVS00606045221□L1 | 220 | 20, 30 | 100 | 1300 | 0.75(0.67) | 0.65(0.58) | 221 |
| BWVS00606045681□L1 | 680 | 20, 30 | 100 | 3300 | 0.46(0.42) | 0.38(0.33) | 681 |

Note: When ordering, please specify tolerance code. Tolerance: M=±20% , T =±30%

- Operating temperature range –55°C ~ 125°C (Including self - temperature rise)
- Isat for Inductance drop 30% from its value without current
- Irms for a 40°C temperature rise from 25°C ambient with current
- Measure Equipment :
 L : Agilent HP4284A+Agilent HP42841A, 100kHz 1V
 RDC : DIGITAL MILLINHM METER CHROMA 16502, or equivalent
 Isat & Irms : Agilent HP4284A

Test Instruments : HP4284A Material/Impedance Analyzer



Please be sure to request approval specifications that provide further details of the products. Kindly note that the content of these specifications are subject to change or may be discontinued without prior notice. This product may not be designed/used in medical or high risk applications without Chilisin approval. Please contact our sales department before ordering.

Sealed Power Inductors - BWVS Series

Electrical Characteristics

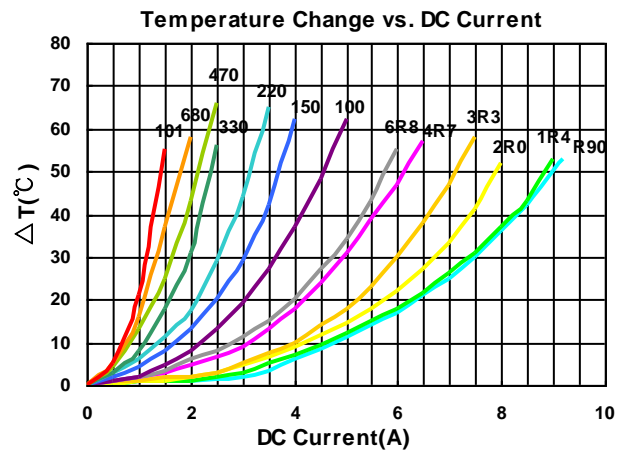
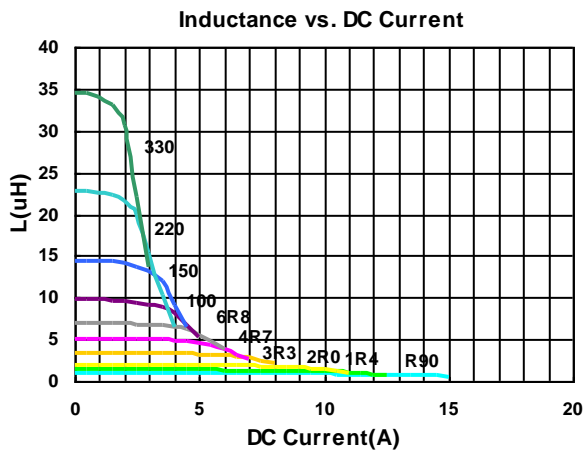
| Part Number | Inductance (μ H) | Tolerance ($\pm\%$) | Test Frequency (kHz) | RDC ($m\Omega$) $\pm 30\%$ | Isat (A) Typ. (Max) | Irms (A) Typ. (Max) | Marking |
|--------------------|--------------------------|--------------------------|----------------------------|---------------------------------|------------------------|------------------------|---------|
| BWVS00808040R90□00 | 0.9 | 30 | 100 | 7 | 13.8(12.42) | 8.05(7.24) | R90 |
| BWVS008080401R0□00 | 1.0 | 30 | 100 | 7.5 | 13.0(11.70) | 7.95(7.15) | 1R0 |
| BWVS008080401R4□00 | 1.4 | 30 | 100 | 9 | 10.8(9.72) | 7.8(7.02) | 1R4 |
| BWVS008080401R5□00 | 1.5 | 30 | 100 | 9.5 | 10.0(9.00) | 7.7(6.93) | 1R5 |
| BWVS008080402R0□00 | 2.0 | 20, 30 | 100 | 11 | 9.6(8.64) | 7.4(6.66) | 2R0 |
| BWVS008080402R2□00 | 2.2 | 20, 30 | 100 | 11.5 | 9.2(8.28) | 7.2(6.48) | 2R2 |
| BWVS008080402R5□00 | 2.5 | 20, 30 | 100 | 13 | 8.2(7.38) | 6.3(5.67) | 2R5 |
| BWVS008080403R3□00 | 3.3 | 20, 30 | 100 | 15 | 7.5(6.75) | 6.0(5.40) | 3R3 |
| BWVS008080403R9□00 | 3.9 | 20, 30 | 100 | 18 | 6.1(5.40) | 5.5(4.90) | 3R9 |
| BWVS008080404R7□00 | 4.7 | 20, 30 | 100 | 18 | 6.0(5.40) | 5.5(4.95) | 4R7 |
| BWVS008080405R6□00 | 5.6 | 20, 30 | 100 | 23 | 5.7(5.13) | 5.2(4.68) | 5R6 |
| BWVS008080406R8□00 | 6.8 | 20, 30 | 100 | 25 | 5.4(4.86) | 5.1(4.59) | 6R8 |
| BWVS00808040100□00 | 10 | 20, 30 | 100 | 38 | 4.3(3.87) | 3.8(3.42) | 100 |
| BWVS00808040120□00 | 12 | 20, 30 | 100 | 45 | 3.8(3.42) | 3.5(3.15) | 120 |
| BWVS00808040150□00 | 15 | 20, 30 | 100 | 50 | 3.6(3.24) | 3.2(2.88) | 150 |
| BWVS00808040180□00 | 18 | 20, 30 | 100 | 68 | 3.1(2.79) | 2.7(2.43) | 180 |
| BWVS00808040220□00 | 22 | 20, 30 | 100 | 80 | 2.8(2.52) | 2.6(2.34) | 220 |
| BWVS00808040330□00 | 33 | 20, 30 | 100 | 110 | 2.3(2.07) | 2.0(1.80) | 330 |
| BWVS00808040470□00 | 47 | 20, 30 | 100 | 160 | 1.9(1.71) | 1.75(1.57) | 470 |
| BWVS00808040510□00 | 51 | 20, 30 | 100 | 180 | 1.90(1.71) | 1.70(1.53) | 510 |
| BWVS00808040680□00 | 68 | 20, 30 | 100 | 240 | 1.7(1.53) | 1.45(1.30) | 680 |
| BWVS00808040101□00 | 100 | 20, 30 | 100 | 340 | 1.4(1.26) | 1.10(0.99) | 101 |
| BWVS00808040121□00 | 120 | 20, 30 | 100 | 425 | 1.1(0.99) | 1.0(0.90) | 121 |
| BWVS00808040151□00 | 150 | 20, 30 | 100 | 480 | 1.0(0.90) | 0.9(0.81) | 151 |
| BWVS00808040181□00 | 180 | 20, 30 | 100 | 650 | 0.98(0.88) | 0.7(0.63) | 181 |
| BWVS00808040221□00 | 220 | 20, 30 | 100 | 670 | 0.94(0.84) | 0.60(0.54) | 221 |
| BWVS00808040271□00 | 270 | 20, 30 | 100 | 900 | 0.83(0.74) | 0.55(0.49) | 271 |
| BWVS00808040331□00 | 330 | 20, 30 | 100 | 1600 | 0.80(0.72) | 0.46(0.41) | 331 |
| BWVS00808040471□00 | 470 | 20, 30 | 100 | 1800 | 0.70(0.63) | 0.40(0.36) | 471 |
| BWVS00808040821□00 | 820 | 20, 30 | 100 | 2800 | 0.40(0.36) | 0.38(0.34) | 821 |

Note: When ordering, please specify tolerance code. Tolerance: M= $\pm 20\%$, T = $\pm 30\%$

- Operating temperature range – 55°C ~ 125°C (Including self - temperature rise)
- Isat for Inductance drop 30% from its value without current
- Irms for a 40°C temperature rise from 25°C ambient with current
- Measure Equipment :
L : Agilent HP4284A+Agilent HP42841A, 100kHz 1V
RDC : DIGITAL MILLINHM METER CHROMA 16502, or equivalent
Isat & Irms : Agilent HP4284A

Sealed Power Inductors - BWVS Series

Test Instruments : HP4284A Material/Impedance Analyzer



Please be sure to request approval specifications that provide further details of the products. Kindly note that the content of these specifications are subject to change or may be discontinued without prior notice. This product may not be designed/used in medical or high risk applications without Chilisin approval. Please contact our sales department before ordering.

Sealed Power Inductors - BWVS Series

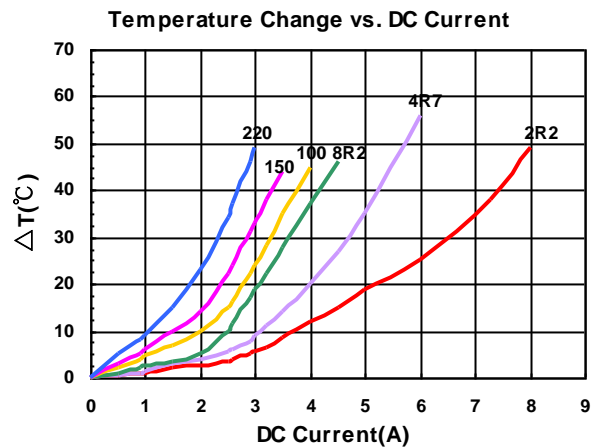
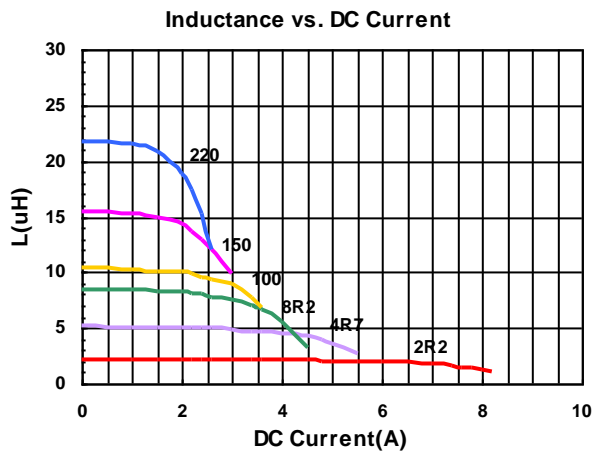
Electrical Characteristics

| Part Number | Inductance (uH) | Tolerance (±%) | Test Frequency (kHz) | RDC (mΩ) Max | Isat (A) Typ. (Max) | Irms (A) Typ. (Max) | Marking |
|--------------------|-----------------|----------------|----------------------|--------------|---------------------|---------------------|---------|
| BWVS008080401R0□L1 | 1.0 | 30 | 100 | 10 | 9.5(8.55) | 8.5(7.65) | 1R0 |
| BWVS008080402R2□L1 | 2.2 | 20,30 | 100 | 12 | 7.2(6.48) | 7.3(6.57) | 2R2 |
| BWVS008080403R3□L1 | 3.3 | 20,30 | 100 | 19 | 5.6(5.04) | 6.0(5.40) | 3R3 |
| BWVS008080404R7□L1 | 4.7 | 20,30 | 100 | 22 | 4.4(3.96) | 5.0(4.50) | 4R7 |
| BWVS008080408R2□L1 | 8.2 | 20,30 | 100 | 37 | 3.6(3.24) | 3.8(3.42) | 8R2 |
| BWVS00808040100□L1 | 10 | 20,30 | 100 | 42 | 3.1(2.79) | 3.5(3.15) | 100 |
| BWVS00808040150□L1 | 15 | 20,30 | 100 | 58 | 2.5(2.25) | 3.0(2.70) | 150 |
| BWVS00808040220□L1 | 22 | 20,30 | 100 | 85 | 2.0(1.80) | 2.5(2.25) | 220 |
| BWVS00808040331□L1 | 330 | 20,30 | 100 | 1248 | 0.76(0.68) | 0.78(0.70) | 331 |
| BWVS00808040471□L1 | 470 | 20,30 | 100 | 1690 | 0.65(0.58) | 0.67(0.60) | 471 |
| BWVS00808040102□L1 | 1000 | 20,30 | 100 | 3731 | 0.45(0.40) | 0.40(0.36) | 102 |

Note: When ordering, please specify tolerance code. Tolerance: M=±20% , T =±30%

- Operating temperature range -55°C ~ 125°C (Including self - temperature rise)
- Isat for Inductance drop 30% from its value without current
- Irms for a 40°C temperature rise from 25°C ambient with current
- Measure Equipment :
 L : Agilent HP4284A+Agilent HP42841A, 100kHz 1V
 RDC : DIGITAL MILLINHM METER CHROMA 16502, or equivalent
 Isat & Irms : Agilent HP4284A

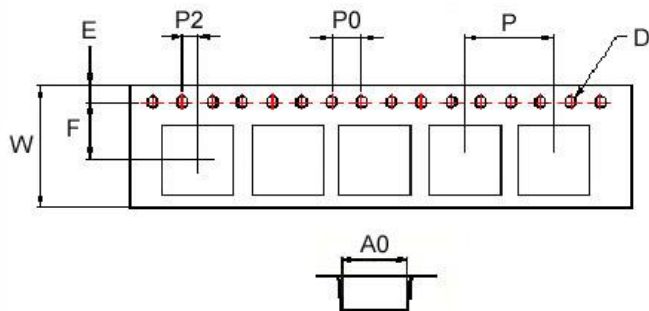
Test Instruments : HP4284A Material/Impedance Analyzer



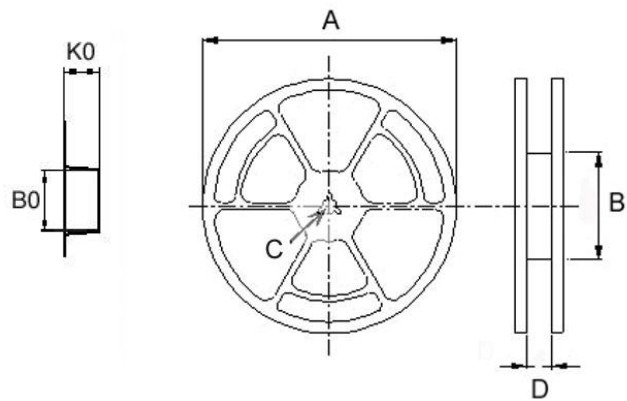
Sealed Power Inductors - BWVS Series

Packaging Specifications

Tape Dimensions



Reel Dimensions



Dimensions in mm

| TYPE | Tape Dimensions | | | | | | | | | | | Reel Dimensions | | | | Quantity |
|--------------|-----------------|------|------|------|------|-----|----|----|----|----|-----|-----------------|----|------|------------|----------|
| | A0 | B0 | K0 | D | E | F | W | P | P0 | P2 | A | B | C | D | PCS / Reel | |
| BWVS00322515 | 2.85 | 3.56 | 1.80 | 1.55 | 1.75 | 5.5 | 8 | 4 | 4 | 2 | 178 | 60 | 9 | 1.50 | 2000 | |
| BWVS00404012 | 4.25 | 4.25 | 1.30 | 1.55 | 1.75 | 5.5 | 12 | 8 | 4 | 2 | 180 | 60 | 13 | 13.2 | 1000 | |
| BWVS00404018 | 4.25 | 4.25 | 2.10 | 1.55 | 1.75 | 5.5 | 12 | 8 | 4 | 2 | 180 | 60 | 13 | 13.2 | 800 | |
| BWVS00404026 | 4.25 | 4.25 | 3.00 | 1.55 | 1.75 | 5.5 | 12 | 8 | 4 | 2 | 180 | 60 | 13 | 13.2 | 500 | |
| BWVS00505020 | 5.25 | 5.25 | 2.20 | 1.55 | 1.75 | 5.5 | 12 | 8 | 4 | 2 | 330 | 100 | 13 | 13.4 | 2000 | |
| BWVS00505040 | 5.20 | 5.20 | 4.20 | 1.55 | 1.75 | 5.5 | 12 | 8 | 4 | 2 | 330 | 100 | 13 | 13.4 | 1500 | |
| BWVS00606020 | 6.25 | 6.25 | 2.20 | 1.55 | 1.75 | 5.5 | 12 | 8 | 4 | 2 | 330 | 100 | 13 | 13.4 | 2000 | |
| BWVS00606028 | 6.25 | 6.25 | 3.00 | 1.55 | 1.75 | 7.5 | 16 | 12 | 4 | 2 | 330 | 100 | 13 | 16.0 | 1500 | |
| BWVS00606045 | 6.25 | 6.25 | 4.65 | 1.55 | 1.75 | 7.5 | 16 | 12 | 4 | 2 | 330 | 100 | 13 | 16 | 1000 | |
| BWVS00808040 | 8.25 | 8.25 | 4.15 | 1.55 | 1.75 | 7.5 | 16 | 12 | 4 | 2 | 330 | 100 | 13 | 16.0 | 1000 | |

OUR CERTIFICATE

DiGi provide top-quality products and perfect service for customer worldwide through standardization, technological innovation and continuous improvement. DiGi through third-party certification, we stricly control the quality of products and services. Welcome your RFQ to

Email: Info@DiGi-Electronics.com



Tel: +00 852-30501935

RFQ Email: Info@DiGi-Electronics.com

DiGi is a global authorized distributor of electronic components.