

PA4300.473NLT Datasheet

www.digi-electronics.com



<https://www.DiGi-Electronics.com>

DiGi Electronics Part Number	PA4300.473NLT-DG
Manufacturer	Pulse Electronics
Manufacturer Product Number	PA4300.473NLT
Description	FIXED IND 47UH 610MA 260MOHM SMD
Detailed Description	47 μ H Shielded Drum Core, Wirewound Inductor 610 mA 260mOhm Max Nonstandard



Tel: +00 852-30501935

RFQ Email: Info@DiGi-Electronics.com

DiGi is a global authorized distributor of electronic components.

Purchase and inquiry

Manufacturer Product Number:

PA4300.473NLT

Series:

PA4300.XXXNLT

Type:

Drum Core, Wirewound

Inductance:

47 μ H

Current Rating (Amps):

610 mA

Shielding:

Shielded

Q @ Freq:

-

Ratings:

-

Inductance Frequency - Test:

1 kHz

Mounting Type:

Surface Mount

Supplier Device Package:

-

Height - Seated (Max):

0.118" (3.00mm)

Manufacturer:

Pulse Electronics

Product Status:

Active

Material - Core:

Ferrite

Tolerance:

\pm 20%

Current - Saturation (Isat):

-

DC Resistance (DCR):

260mOhm Max

Frequency - Self Resonant:

-

Operating Temperature:

-40°C ~ 125°C

Features:

-

Package / Case:

Nonstandard

Size / Dimension:

0.240" L x 0.240" W (6.10mm x 6.10mm)

Environmental & Export classification

RoHS Status:

ROHS3 Compliant

REACH Status:

REACH Unaffected

HTSUS:

8504.50.4000

Moisture Sensitivity Level (MSL):


1 (Unlimited)





ECCN:

EAR99

Shielded Drum Core Inductor

PA4300.XXXNLT & PA4301.XXXNLT Series




-  **Height:** 3.0mm Max
-  **Footprint:** 6.1 x 6.1 mm Max and 7.2 x 7.2 mm Max
-  **Current Rating:** 0.165A to 3.6A
-  **Inductance Range:** 1uH to 680uH

Electrical Specifications @ 25°C – Operating Temperature -40°C to 125°C

Pulse Part Number	Inductance (uH)	Rated Current (A) Max	DC Resistance (mΩ) Max	Package Size (mm)
PA4300.102NLT	1.0	3.45	15.6	6.1 x 6.1 x 3
PA4300.122NLT	1.2	3	19.2	6.1 x 6.1 x 3
PA4300.182NLT	1.8	2.7	22.1	6.1 x 6.1 x 3
PA4300.222NLT	2.2	2.3	24.7	6.1 x 6.1 x 3
PA4300.272NLT	2.7	2.26	28.6	6.1 x 6.1 x 3
PA4300.332NLT	3.3	2.23	32.5	6.1 x 6.1 x 3
PA4300.392NLT	3.9	2.05	35	6.1 x 6.1 x 3
PA4300.472NLT	4.7	1.9	39	6.1 x 6.1 x 3
PA4300.562NLT	5.6	1.76	44.2	6.1 x 6.1 x 3
PA4300.682NLT	6.8	1.63	52	6.1 x 6.1 x 3
PA4300.822NLT	8.2	1.5	58.5	6.1 x 6.1 x 3
PA4300.103NLT	10	1.3	78	6.1 x 6.1 x 3
PA4300.123NLT	12	1.2	84.5	6.1 x 6.1 x 3
PA4300.153NLT	15	1.1	114.4	6.1 x 6.1 x 3
PA4300.183NLT	18	1	119.6	6.1 x 6.1 x 3
PA4300.223NLT	22	0.89	156	6.1 x 6.1 x 3
PA4300.273NLT	27	0.8	188.5	6.1 x 6.1 x 3
PA4300.333NLT	33	0.73	206.7	6.1 x 6.1 x 3
PA4300.393NLT	39	0.69	230.75	6.1 x 6.1 x 3
PA4300.473NLT	47	0.61	260	6.1 x 6.1 x 3
PA4300.563NLT	56	0.56	338	6.1 x 6.1 x 3
PA4300.683NLT	68	0.505	364	6.1 x 6.1 x 3
PA4300.823NLT	82	0.46	416	6.1 x 6.1 x 3
PA4300.104NLT	100	0.415	572	6.1 x 6.1 x 3
PA4300.124NLT	120	0.39	676	6.1 x 6.1 x 3
PA4300.154NLT	150	0.36	875	6.1 x 6.1 x 3
PA4300.184NLT	180	0.305	1050	6.1 x 6.1 x 3
PA4300.224NLT	220	0.285	1300	6.1 x 6.1 x 3
PA4300.274NLT	270	0.255	1520	6.1 x 6.1 x 3
PA4300.334NLT	330	0.23	2210	6.1 x 6.1 x 3
PA4300.394NLT	390	0.21	2400	6.1 x 6.1 x 3
PA4300.474NLT	470	0.19	2600	6.1 x 6.1 x 3
PA4300.564NLT	560	0.175	2960	6.1 x 6.1 x 3

Shielded Drum Core Inductor

PA4300.XXXNLT & PA4301.XXXNLT Series



Electrical Specifications @ 25°C — Operating Temperature -40°C to 125°C


Pulse Part Number	Inductance (uH)	Rated Current (A) Max	DC Resistance (mΩ) Max	Package Size (mm)
PA4300.684NLT	680	0.165	3770	6.1 x 6.1 x 3
PA4301.102NLT	1.0	3.6	18.2	7.2 x 7.2 x 3
PA4301.152NLT	1.5	3.53	19.6	7.2 x 7.2 x 3
PA4301.182NLT	1.8	3.45	20.8	7.2 x 7.2 x 3
PA4301.222NLT	2.2	3.15	24.7	7.2 x 7.2 x 3
PA4301.272NLT	2.7	2.84	27.3	7.2 x 7.2 x 3
PA4301.332NLT	3.3	2.8	29.9	7.2 x 7.2 x 3
PA4301.392NLT	3.9	2.6	32.5	7.2 x 7.2 x 3
PA4301.472NLT	4.7	2.3	40.3	7.2 x 7.2 x 3
PA4301.562NLT	5.6	2.13	45.5	7.2 x 7.2 x 3
PA4301.682NLT	6.8	1.88	46.8	7.2 x 7.2 x 3
PA4301.822NLT	8.2	1.73	55.9	7.2 x 7.2 x 3
PA4301.103NLT	10	1.6	75.4	7.2 x 7.2 x 3
PA4301.123NLT	12	1.5	80.6	7.2 x 7.2 x 3
PA4301.153NLT	15	1.34	89.7	7.2 x 7.2 x 3
PA4301.183NLT	18	1.21	93.6	7.2 x 7.2 x 3
PA4301.223NLT	22	1.1	122.2	7.2 x 7.2 x 3
PA4301.283NLT	27	1.02	131.3	7.2 x 7.2 x 3
PA4301.333NLT	33	0.918	159.9	7.2 x 7.2 x 3
PA4301.393NLT	39	0.835	195	7.2 x 7.2 x 3
PA4301.473NLT	47	0.745	234	7.2 x 7.2 x 3
PA4301.563NLT	56	0.685	273	7.2 x 7.2 x 3
PA4301.683NLT	68	0.607	364	7.2 x 7.2 x 3
PA4301.823NLT	82	0.57	403	7.2 x 7.2 x 3
PA4301.104NLT	100	0.52	507	7.2 x 7.2 x 3
PA4301.124NLT	120	0.45	676	7.2 x 7.2 x 3
PA4301.154NLT	150	0.41	806	7.2 x 7.2 x 3
PA4301.184NLT	180	0.38	949	7.2 x 7.2 x 3
PA4301.224NLT	220	0.35	1110	7.2 x 7.2 x 3
PA4301.274NLT	270	0.31	1560	7.2 x 7.2 x 3
PA4301.334NLT	330	0.285	1700	7.2 x 7.2 x 3
PA4301.394NLT	390	0.253	1950	7.2 x 7.2 x 3
PA4301.474NLT	470	0.23	2730	7.2 x 7.2 x 3
PA4301.564NLT	560	0.22	2990	7.2 x 7.2 x 3
PA4301.684NLT	680	0.193	3510	7.2 x 7.2 x 3

NOTES:

- Inductance tolerance is +/-30% for inductance values between 1uH and 8.2uH and +/-20% for values between 10uH and 680uH.
- Inductance is measured at 100kHz, 250mV for values between 1uH and 8.2uH and at 1kHz, 250mV for values between 10uH and 680uH.
- The rated current as listed is the rms or heating current that the part can withstand with acceptable temperature rise in typical applications. At the listed current the inductance typically drops to 85-90% of the no load value when measured at 25C.
- The temperature of the component (ambient plus temperature rise) must be within the stated operating temperature.

Shielded Drum Core Inductor

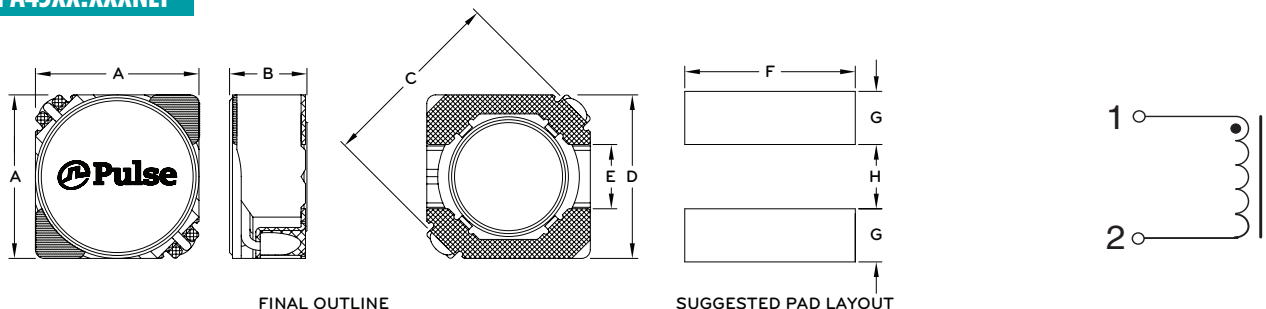
PA4300.XXXNLT & PA4301.XXXNLT Series



Mechanical

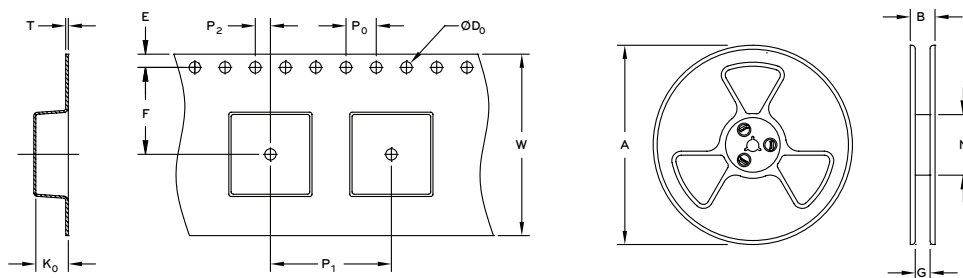
Schematic

PA43XX.XXXNLT



Part Number	A (max)	B (max)	C (max)	D	E	F	G	H
PA4300.XXXNLT	6.1	3.0	8.2	(5.5)	(2.0)	(6.3)	(2.15)	(2.0)
PA4301.XXXNLT	7.2	3.0	9.7	(6.5)	(2.0)	(7.3)	(2.65)	(2.0)

TAPE & REEL INFO



SURFACE MOUNTING TYPE, REEL/TAPE LIST

TYPE	REEL SIZE (mm)				TAPE SIZE (mm)									QTY PCS/REEL
	A	B	G	N	E	F	Do	P	P0	P2	W	T	Ko	
PA4300.XXXNLT	Ø330	21	16.5	100	1.75	5.5	1.5	8	4	2	16	0.30	3.3	2000
PA4301.XXXNLT	Ø330	21	16.5	100	1.75	7.5	1.5	12	4	2	16	0.30	3.2	1000

For More Information

Pulse Worldwide Headquarters

12220 World Trade Drive
San Diego, CA 92128
U.S.A.

Tel: 858 674 8100
Fax: 858 674 8262

Pulse Europe

Zeppelinstrasse 15
71083 Herrenberg
Germany

Tel: 49 7032 7806 0
Fax: 49 7032 7806 12

Pulse China Headquarters

B402, Shenzhen Academy of
Aerospace Technology Bldg.
10th Kejian Road
High-Tech Zone
Nanshan District
Shenzhen, PR China 518057

Tel: 86 755 33966678
Fax: 86 755 33966700

Pulse North China

Room 2704/2705
Super Ocean Finance Ctr.
2067 Yan An Road West
Shanghai 200336
China

Tel: 86 21 62787060
Fax: 86 2162786973

Pulse South Asia

135 Joo Seng Road
#03-02
PM Industrial Bldg.
Singapore 368363

Tel: 65 6287 8998
Fax: 65 6287 8998

Pulse North Asia

3F, No. 198
Zhongyuan Road
Zhongli City
Taoyuan County 320
Taiwan R. O. C.

Tel: 886 3 4356768
Fax: 886 3 4356823 (Pulse)
Fax: 886 3 4356820 (FRE)

Performance warranty of products offered on this data sheet is limited to the parameters specified. Data is subject to change without notice. Other brand and product names mentioned herein may be trademarks or registered trademarks of their respective owners. © Copyright, 2014. Pulse Electronics, Inc. All rights reserved.

OUR CERTIFICATE

DiGi provide top-quality products and perfect service for customer worldwide through standardization, technological innovation and continuous improvement. DiGi through third-party certification, we strictly control the quality of products and services. Welcome your RFQ to

Email: Info@DiGi-Electronics.com



Tel: +00 852-30501935

RFQ Email: Info@DiGi-Electronics.com

DiGi is a global authorized distributor of electronic components.