

PA4333.152NLT Datasheet

www.digi-electronics.com



<https://www.DiGi-Electronics.com>

DiGi Electronics Part Number	PA4333.152NLT-DG
Manufacturer	Pulse Electronics
Manufacturer Product Number	PA4333.152NLT
Description	FIXED IND 1.5UH 6A 13.8MOHM SMD
Detailed Description	1.5 μ H Shielded Drum Core, Wirewound Inductor 6 A 13.8mOhm Max Nonstandard



Tel: +00 852-30501935

RFQ Email: Info@DiGi-Electronics.com

DiGi is a global authorized distributor of electronic components.

Purchase and inquiry

Manufacturer Product Number:

PA4333.152NLT

Series:

PA4333.XXXNLT

Type:

Drum Core, Wirewound

Inductance:

1.5 μ H

Current Rating (Amps):

6 A

Shielding:

Shielded

Q @ Freq:

-

Ratings:

-

Inductance Frequency - Test:

1 MHz

Mounting Type:

Surface Mount

Supplier Device Package:

-

Height - Seated (Max):

0.126" (3.20mm)

Manufacturer:

Pulse Electronics

Product Status:

Active

Material - Core:

Iron

Tolerance:

\pm 20%

Current - Saturation (Isat):

8A

DC Resistance (DCR):

13.8mOhm Max

Frequency - Self Resonant:

37MHz

Operating Temperature:

-40°C ~ 125°C

Features:

-

Package / Case:

Nonstandard

Size / Dimension:

0.291" L x 0.268" W (7.40mm x 6.80mm)

Environmental & Export classification

RoHS Status:

ROHS3 Compliant

REACH Status:

REACH Unaffected

HTSUS:

8504.50.4000

Moisture Sensitivity Level (MSL):

1 (Unlimited)






ECCN:

EAR99

SMT Power Inductor

Shielded Drum Core - PA4333.XXXNLT Series



-  **Height:** 3.2mm Max
-  **Footprint:** 7.4mm x 6.8mm Max
-  **Current Rating:** up to 14A
-  **Inductance Range:** 0.22uH to 22uH
-  *Shielded magnetic circuit reduces leakage flux, Fe base metal core enables high saturation and metalized core termination results in excellent shock resistance.*

Electrical Specifications @ 25°C - Operating Temperature -40°C to +125°C

Part Number	Inductance 1MHz, 1V uH ±20%	Rated Current A	Min. Self-Resonant Frequency MHz	DC Resistance		Saturation Current (20°C) A	Heating Current $\Delta T \approx 40^\circ C$ A
				MAX.	TYP.		
				mΩ	mΩ		
PA4333.221NLT	0.22	14.00	108	4.0	3.3	18.00	14.00
PA4333.331NLT	0.33	12.40	78	5.1	4.3	17.00	12.40
PA4333.471NLT	0.47	11.00	71	6.6	5.5	16.50	11.00
PA4333.681NLT	0.68	9.50	57	8.7	7.3	12.80	9.50
PA4333.751NLT	0.75	9.50	55	8.7	7.3	11.50	9.50
PA4333.102NLT	1.0	9.50	41	8.7	7.3	9.50	9.50
PA4333.152NLT	1.5	6.00	37	13.8	11.5	8.00	6.00
PA4333.222NLT	2.2	5.65	24	18.0	15.0	6.50	5.65
PA4333.332NLT	3.3	4.60	23	30.5	25.5	4.60	4.60
PA4333.472NLT	4.7	3.80	15	43.5	36.5	3.80	3.80
PA4333.682NLT	6.8	3.20	14	64.0	53.5	3.20	3.20
PA4333.822NLT	8.2	3.10	13	69.0	58.0	3.20	3.10
PA4333.103NLT	10	3.00	12	77.4	64.5	3.00	3.00
PA4333.153NLT	15	2.50	11	127.0	106.0	3.00	2.50
PA4333.223NLT	22	1.70	8	177.0	148.0	1.70	2.00

Notes:

- Actual temperature of the component during system operation (ambient plus temperature rise) must be within the standard operating range.
- The rated current as listed is either the saturation current (@ 20°C) or the heating current ($\Delta T \approx 40^\circ C$) depending on which value is lower.
- The saturation current is the current at which the initial inductance drops approximately 30% at the stated ambient temperature. This current is determined by placing the component in the specified ambient environment and applying a short duration pulse current (to eliminate self-heating effect) to the component.
- The heating current is the DC current required to raise the component temperature by approximately 40°C. Take note that the components' performance varies depending on the system condition. It is suggested that the component be tested at the system level, to verify the temperature rise of the component during system operation.
- Maximum voltage across terminals to be limited to <40Vdc

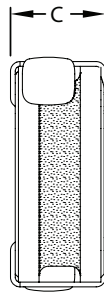
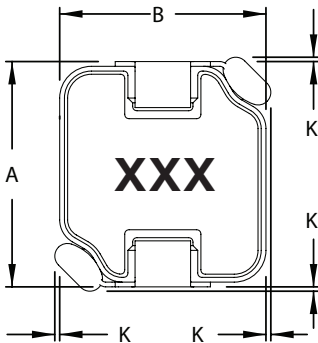
SMT Power Inductor

Shielded Drum Core - PA4333.XXXNLT Series

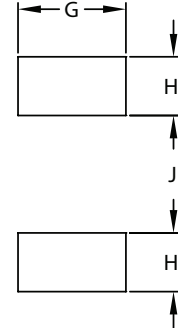
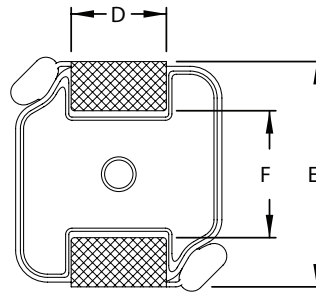


Mechanical

PA4333.XXXNLT



Final Layout

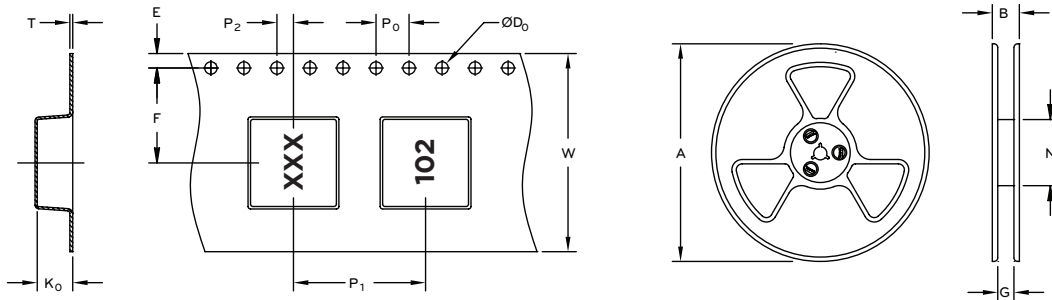


SUGGESTED PAD LAYOUT

Series	A	B	C	D	E	F	G	H	J	K
PA4333.XXXNLT	7.4 MAX	6.8 MAX	3.2 MAX	(3.2)	(6.9)	(3.8)	(3.4)	(1.85)	(3.7)	0.5 MAX

All Dimensions in mm.

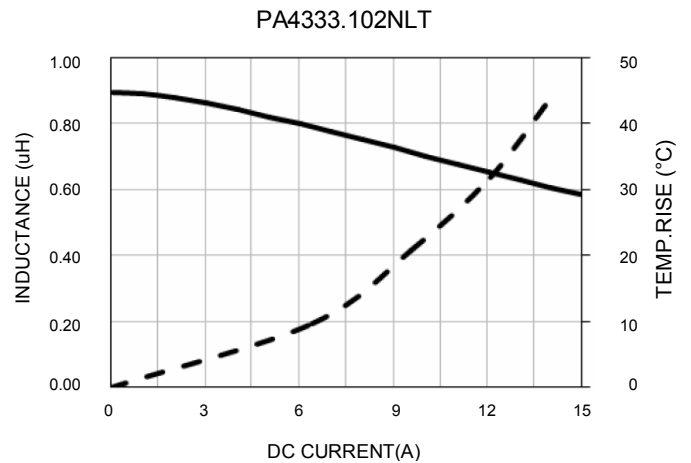
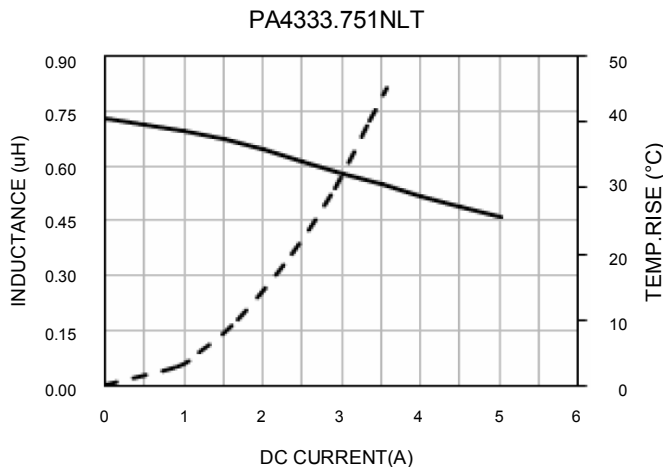
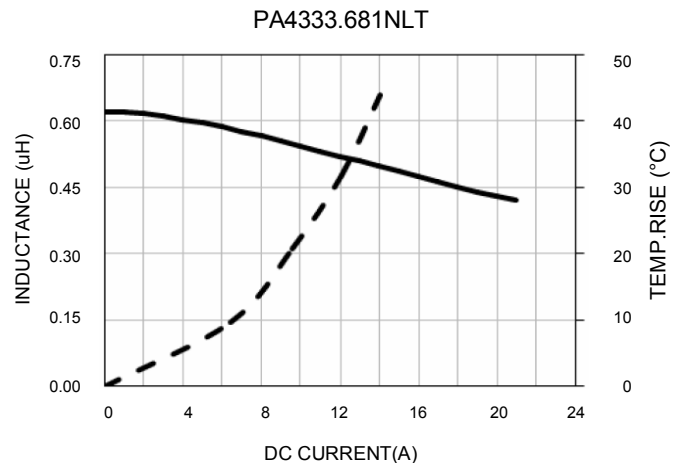
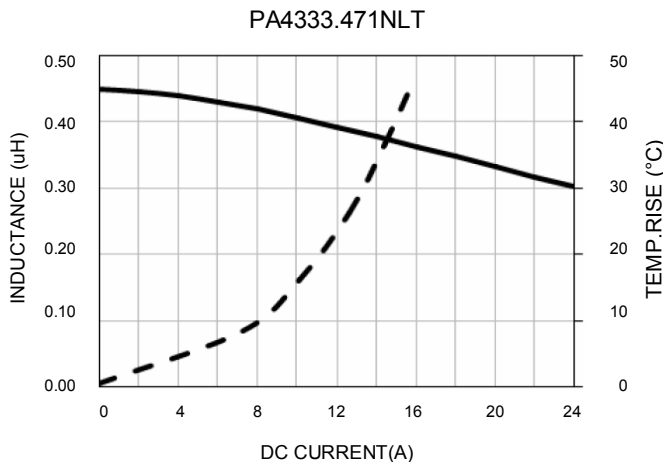
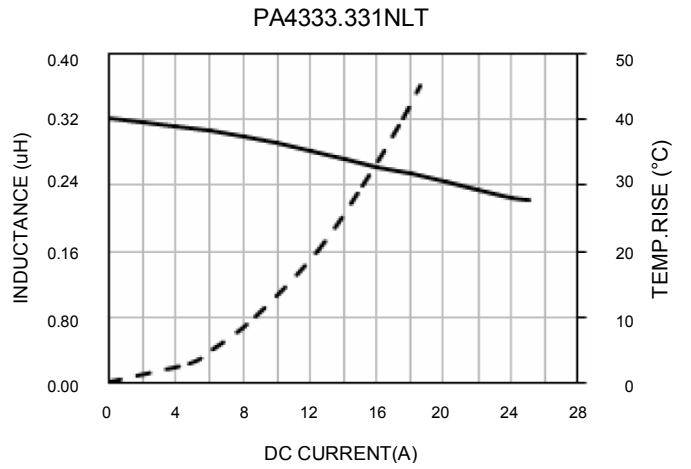
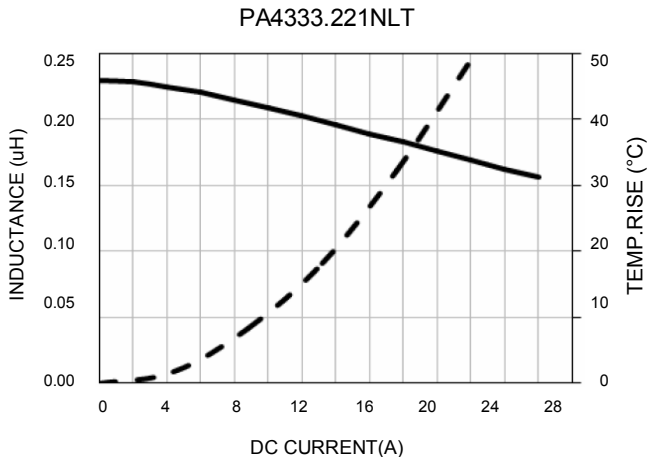
TAPE & REEL INFO



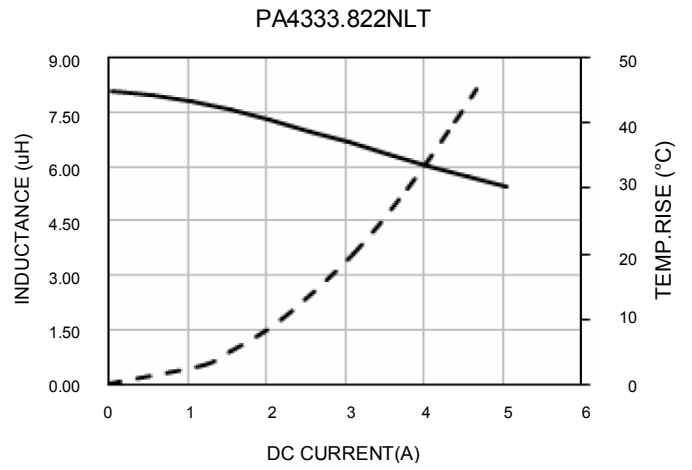
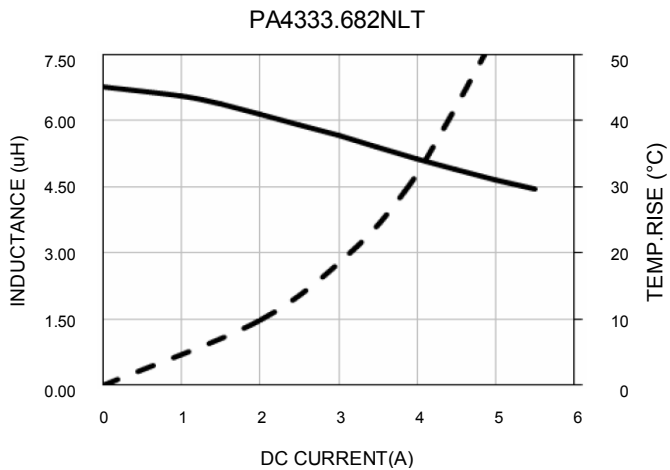
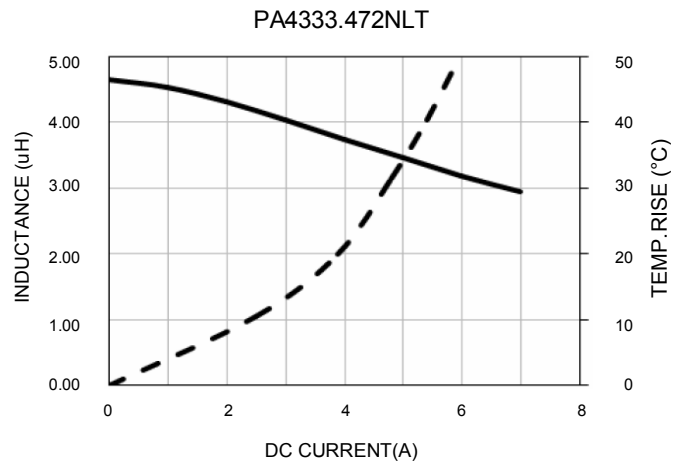
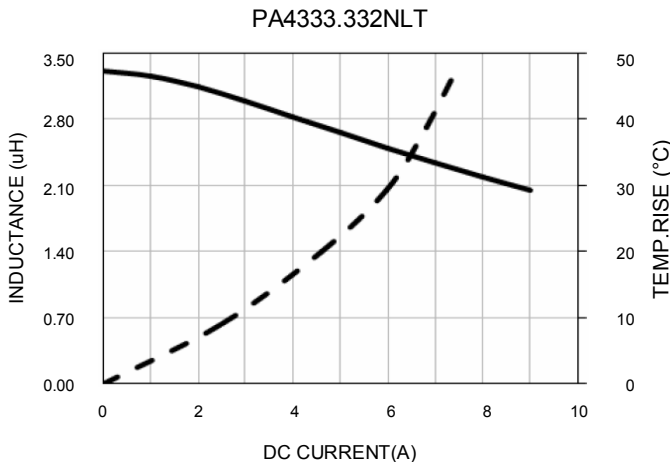
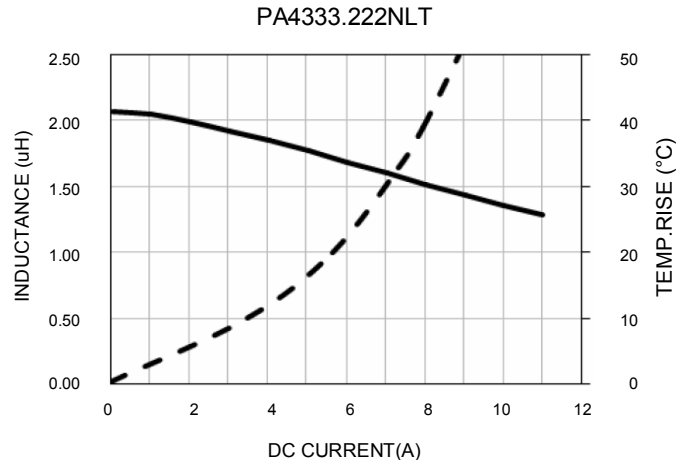
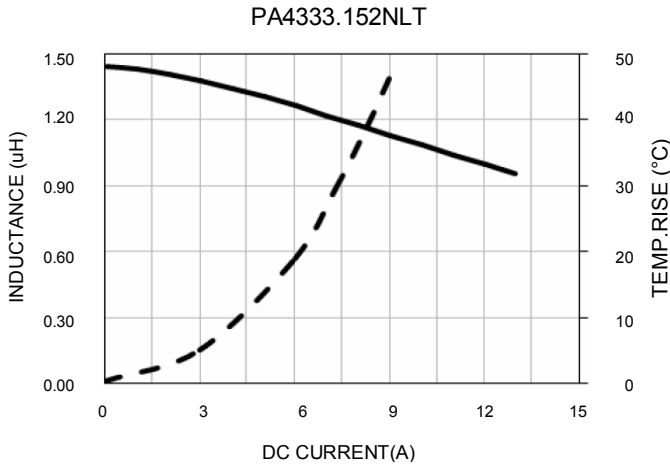
SURFACE MOUNTING TYPE, REEL/TAPE LIST

	REEL SIZE (mm)				TAPE SIZE (mm)									QTY PCS/REEL
	A	B	G	N	E	F	D ₀	P ₁	P ₀	P ₂	W	T	K ₀	
PA4333.XXXNLT	Ø330	22.4	16.4	100	1.75	7.5	1.5	12	4	2	16	0.40	3.6	1000

Typical Performance Curves



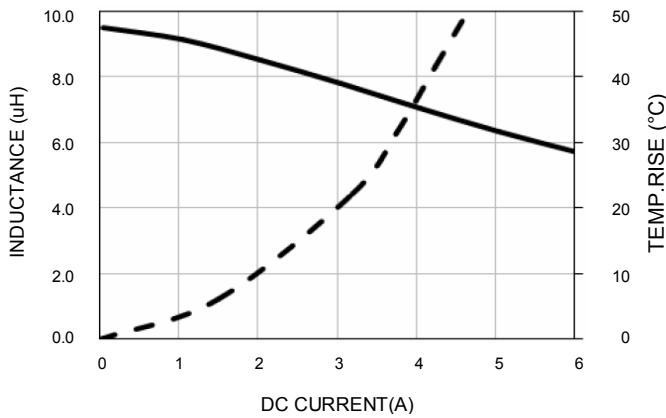
SMT Power Inductor
Shielded Drum Core - PA4333.XXXNLT Series



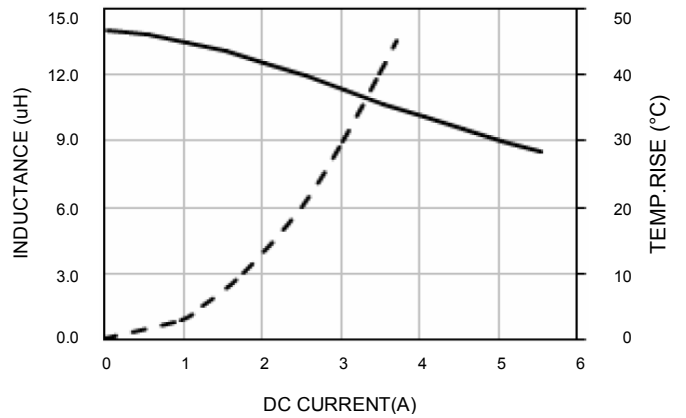
SMT Power Inductor
Shielded Drum Core - PA4333.XXXNLT Series



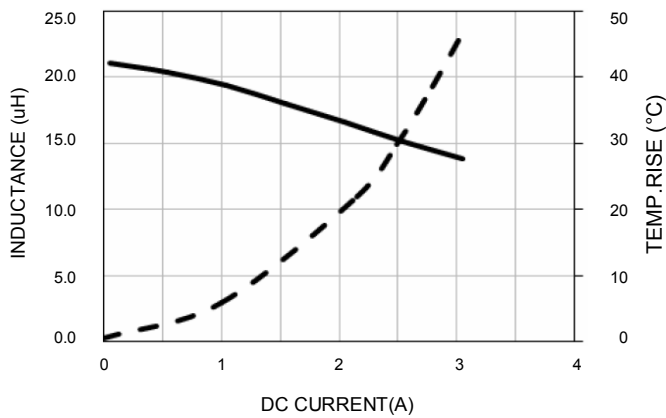
PA4333.103NLT



PA4333.153NLT



PA4333.223NLT



For More Information

Americas - prodinfo_power_americas@yageo.com | Europe - prodinfo_power_emea@yageo.com | Asia - prodinfo_power_asia@yageo.com

Performance warranty of products offered on this data sheet is limited to the parameters specified. Data is subject to change without notice. Other brand and product names mentioned herein may be trademarks or registered trademarks of their respective owners. © Copyright, 2023. Pulse Electronics, Inc. All rights reserved.

YAGEO Corporation and its affiliates do not recommend the use of commercial or automotive grade products for high reliability applications or manned space flight.



OUR CERTIFICATE

DiGi provide top-quality products and perfect service for customer worldwide through standardization, technological innovation and continuous improvement. DiGi through third-party certification, we stricly control the quality of products and services. Welcome your RFQ to

Email: Info@DiGi-Electronics.com



Tel: +00 852-30501935

RFQ Email: Info@DiGi-Electronics.com

DiGi is a global authorized distributor of electronic components.