

PA4341.821NLT Datasheet

www.digi-electronics.com



<https://www.DiGi-Electronics.com>

DiGi Electronics Part Number	PA4341.821NLT-DG
Manufacturer	Pulse Electronics
Manufacturer Product Number	PA4341.821NLT
Description	FIXED IND 820NH 13A 8 MOHM SMD
Detailed Description	820 nH Shielded Molded Inductor 13 A 8mOhm Max Nonstandard



Tel: +00 852-30501935

RFQ Email: Info@DiGi-Electronics.com

DiGi is a global authorized distributor of electronic components.

Purchase and inquiry

Manufacturer Product Number:

PA4341.821NLT

Series:

PA4341.XXXNLT

Type:

Molded

Inductance:

820 nH

Current Rating (Amps):

13 A

Shielding:

Shielded

Q @ Freq:

-

Ratings:

AEC-Q200

Inductance Frequency - Test:

100 kHz

Mounting Type:

Surface Mount

Supplier Device Package:

-

Height - Seated (Max):

0.118" (3.00mm)

Manufacturer:

Pulse Electronics

Product Status:

Active

Material - Core:

-

Tolerance:

±20%

Current - Saturation (Isat):

24A

DC Resistance (DCR):

8mOhm Max

Frequency - Self Resonant:

-

Operating Temperature:

-40°C ~ 125°C

Features:

-

Package / Case:

Nonstandard

Size / Dimension:

0.299" L x 0.272" W (7.60mm x 6.90mm)

Environmental & Export classification

RoHS Status:

ROHS3 Compliant

REACH Status:

REACH Unaffected

HTSUS:

8504.50.4000

Moisture Sensitivity Level (MSL):

1 (Unlimited)

ECCN:

EAR99

SMT Power Inductor

High Current Molded Power Inductor - PA4341.XXXNLT & PM4341.XXXNLT



- Ⓟ **Height:** 3.0mm Max
- Ⓟ **Footprint:** 7.6mm x 6.9mm Max
- Ⓟ **Current Rating:** up to 32.5A
- Ⓟ **Inductance Range:** 0.1uH to 47.0uH
- Ⓟ Shielded construction and compact design
- Ⓟ High current, low DCR, and high efficiency
- Ⓟ Minimized acoustic noise and minimized leakage flux
- Ⓟ 200Vdc Isolation between terminal and core

Electrical Specifications @ 25°C - Operating Temperature -55°C to +125°C

Commercial ^{6,7}	Automotive ^{6,7}	Inductance ⁵ 100KHz, 1V (uH ±20%)	Rated ³ Current A	DC Resistance		Saturation ² Current A
				TYP. mΩ	MAX. mΩ	
PA4341.101NLT	PM4341.101NLT	0.10*	32.5	1.2	1.7	60
PA4341.131NLT	PM4341.131NLT	0.13*	27.6	1.3	1.8	50
PA4341.151NLT	PM4341.151NLT	.15*	27	1.5	1.9	45
PA4341.161NLT	PM4341.161NLT	.16*	27	1.5	1.9	45
PA4341.181NLT	PM4341.181NLT	.18*	25	1.7	2.3	43
PA4341.191NLT	PM4341.191NLT	.19*	24	1.8	2.5	41
PA4341.201NLT	PM4341.201NLT	.20*	24	1.8	2.5	41
PA4341.221NLT	PM4341.221NLT	.22*	23	2.1	2.8	40
PA4341.241NLT	PM4341.241NLT	.24	22	2.5	3.1	39
PA4341.251NLT	PM4341.251NLT	.25	21	3.3	3.5	39
PA4341.301NLT	PM4341.301NLT	0.30	21	3.2	3.8	35
PA4341.331NLT	PM4341.331NLT	0.33	20	3.5	3.9	32
PA4341.361NLT	PM4341.361NLT	0.36	19	3.6	4.2	32
PA4341.471NLT	PM4341.471NLT	0.47	17.5	4.0	4.2	26
PA4341.561NLT	PM4341.561NLT	0.56	16.5	4.7	5.0	25.5
PA4341.601NLT	PM4341.601NLT	0.60	16	4.7	5.2	25.5
PA4341.681NLT	PM4341.681NLT	0.68	15.5	4.8	5.5	25
PA4341.751NLT	PM4341.751NLT	0.75	14.5	5.5	6.6	24.5
PA4341.821NLT	PM4341.821NLT	0.82	13	6.7	8.0	24
PA4341.901NLT	PM4341.901NLT	.90	11	8.3	10	22
PA4341.102NLT	PM4341.102NLT	1.0	11	8.3	10	22
PA4341.122NLT	PM4341.122NLT	1.2	10	10	12	20
PA4341.152NLT	PM4341.152NLT	1.5	9.0	13	15	18

SMT Power Inductor

High Current Molded Power Inductor - PA4341.XXXNLT & PM4341.XXXNLT



Electrical Specifications @ 25°C - Operating Temperature -55°C to +125°C

Commercial ^{6,7}	Automotive ^{6,7}	Inductance ⁵ 100KHz, 1V ($\mu\text{H} \pm 20\%$)	Rated ⁵ Current A	DC Resistance		Saturation ² Current A
				TYP.	MAX.	
				m Ω	m Ω	
PA4341.182NLT	PM4341.182NLT	1.8	8.5	14	17	16
PA4341.202NLT	PM4341.202NLT	2.0	8.2	16	19	15
PA4341.222NLT	PM4341.222NLT	2.2	8.0	18	20	14
PA4341.252NLT	PM4341.252NLT	2.5	7.0	20	22	13
PA4341.272NLT	PM4341.272NLT	2.7	7.0	24	27	13
PA4341.332NLT	PM4341.332NLT	3.3	6.0	28	30	13.5
PA4341.472NLT	PM4341.472NLT	4.7	5.5	37	40	10
PA4341.562NLT	PM4341.562NLT	5.6	5.0	43	48	9.0
PA4341.682NLT	PM4341.682NLT	6.8	4.5	54	60	8.0
PA4341.822NLT	PM4341.822NLT	8.2	4.0	64	68	7.5
PA4341.103NLT	PM4341.103NLT	10	3.5	75	85	6.0
PA4341.123NLT	PM4341.123NLT	12	3.3	81	93	5.5
PA4341.153NLT	PM4341.153NLT	15	3.0	107	123	4.0
PA4341.223NLT	PM4341.223NLT	22	2.0	165	190	3.5
PA4341.333NLT	PM4341.333NLT	33	2.0	200	240	2.5
PA4341.403NLT	PM4341.403NLT	40	1.9	283	340	2.3
PA4341.473NLT	PM4341.473NLT	47	1.75	302	363	2.0

Notes:

- Actual temperature of the component during system operation (ambient plus temperature rise) must be within the standard operating range.
- The saturation current is the current at which the initial inductance drops approximately 30% at the stated ambient temperature. This current is determined by placing the component in the specified ambient environment and applying a short duration pulse current (to eliminate self-heating effect) to the component.
- The rated current is the DC current required to raise the component temperature by approximately 40°C. Take note that the components' performance varies depending on the system condition. It is suggested that the component be tested at the system level, to verify the temperature rise of the component during system operation.
- The part temperature (ambient+temp rise) should not exceed 125°C under worst case operating conditions. Circuit design, PCB trace size and thickness, airflow and other cooling provisions all affect the part temperature. Part temperature should be verified in the end application.
- Please note that the inductance tolerance of all parts are +/-20% except those indicated with a * which are +/-30%.
- Parts shown in bold are standard catalog parts and are available through sample stock and distribution. Parts in lighter font are available but are not necessarily held in sample stock or distribution **and lead times may be longer**. Please contact Pulse for availability.
- The PM part numbers have full automotive IATF16949 certification. The PM part number dimensions are 100% tested in production but do not necessarily meet a product capability index (Cpk) > 1.33 and therefore may not strictly conform to PPAP.
- Special Characteristics

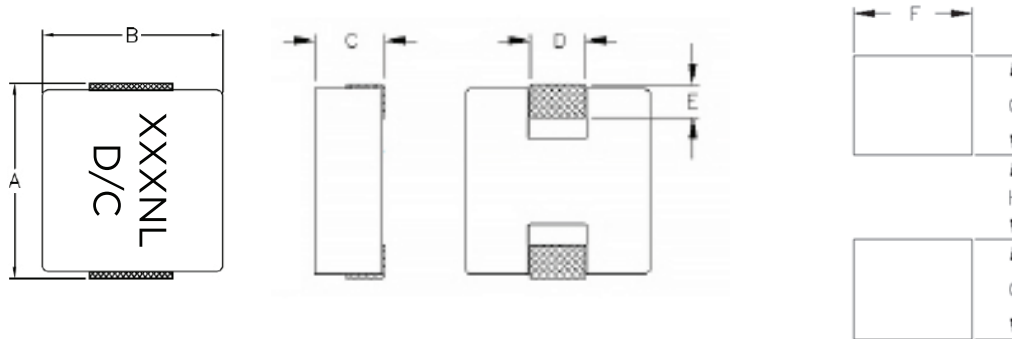
SMT Power Inductor

High Current Molded Power Inductor - PA4341.XXXNLT & PM4341.XXXNLT



Mechanical

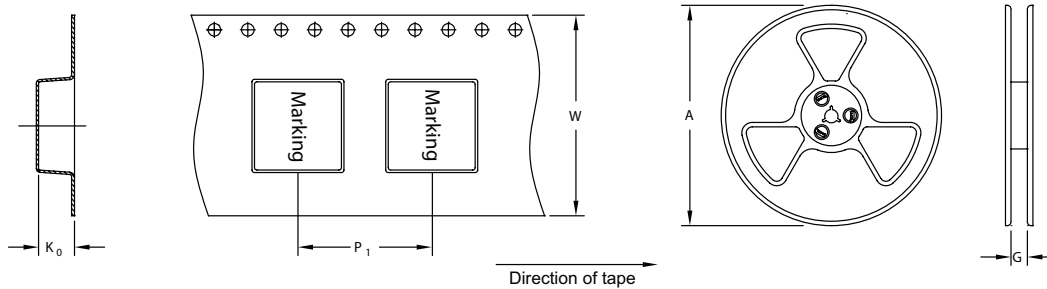
PA4341.XXXNLT and PM4341.XXXNLT



Series	A	B	C	D	E	F	G	H
PA4341/PM4341	7.6 MAX	6.9 MAX	3.0 MAX	(3.0)	(1.1)	(3.5)	(2.95)	(2.5)

All Dimensions in mm.

TAPE & REEL INFO



SURFACE MOUNTING TYPE, REEL/TAPE LIST						
	REEL SIZE (mm)		TAPE SIZE (mm)			QTY
	A	G	P ₁	W	K ₀	PCS/REEL
PA4341/PM4341	Ø330	16	12	16	3.3	1000

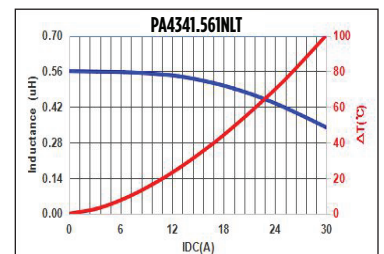
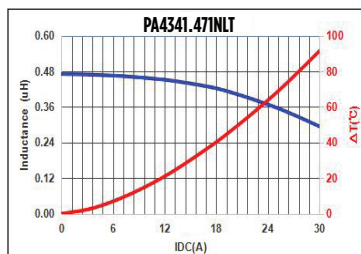
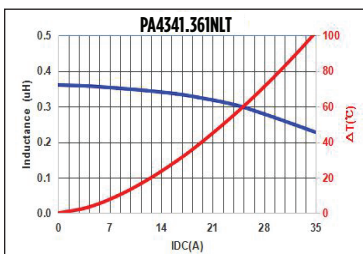
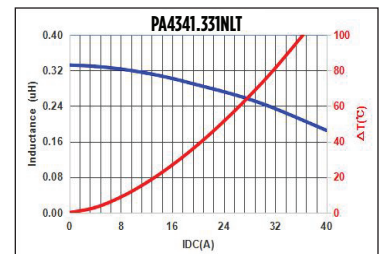
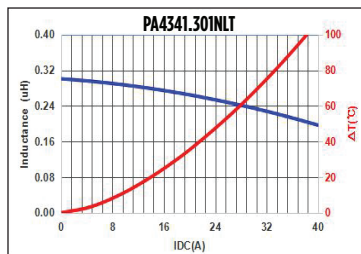
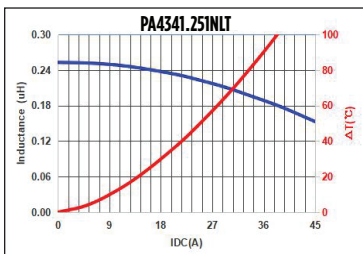
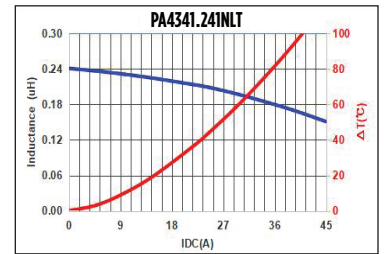
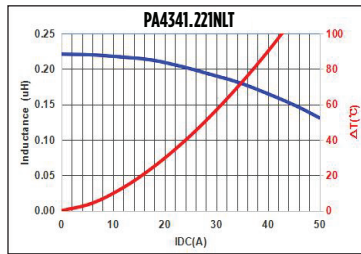
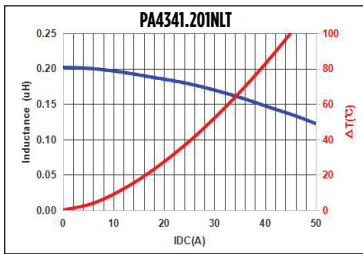
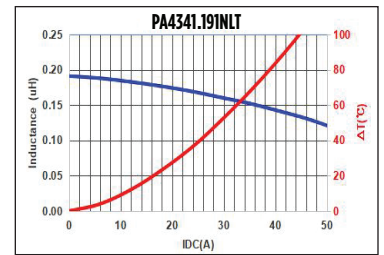
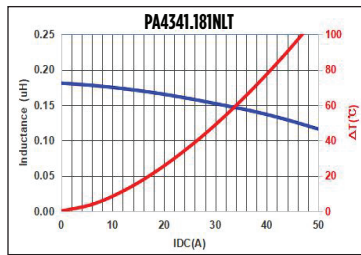
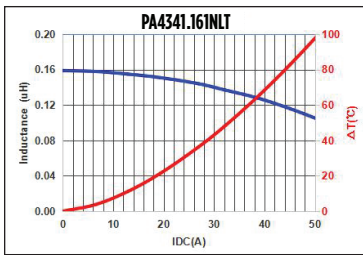
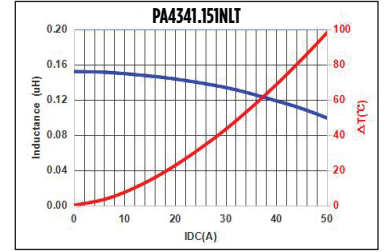
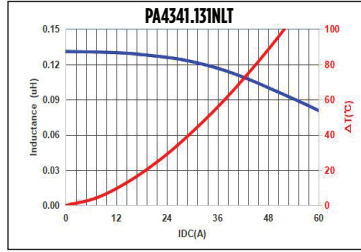
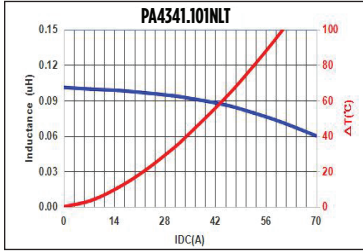
SMT Power Inductor

High Current Molded Power Inductor - PA4341.XXXNLT & PM4341.XXXNLT



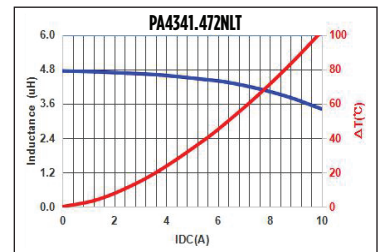
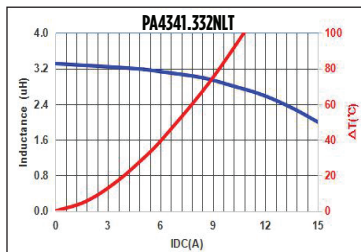
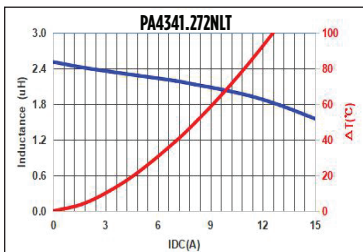
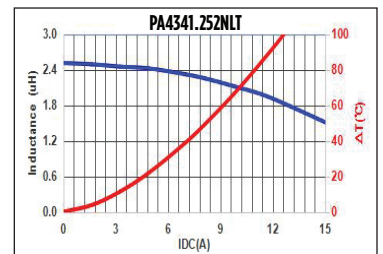
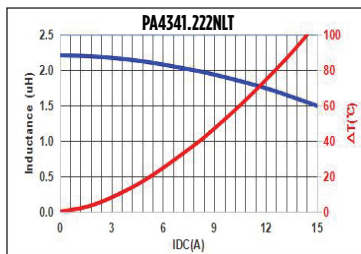
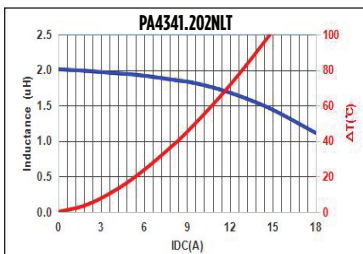
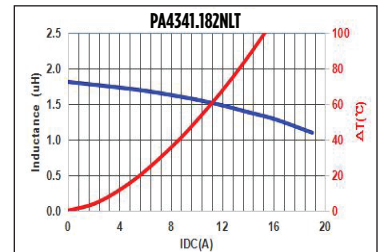
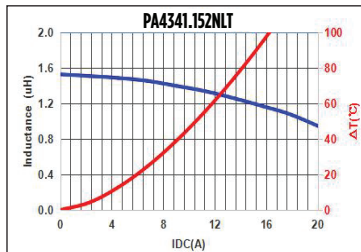
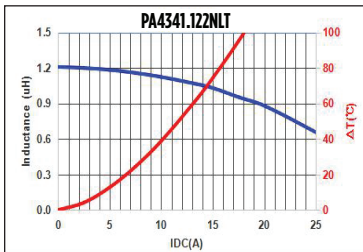
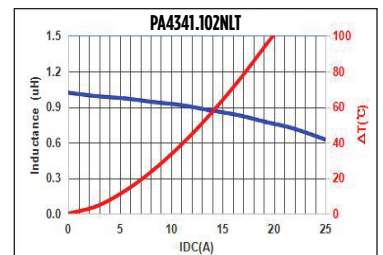
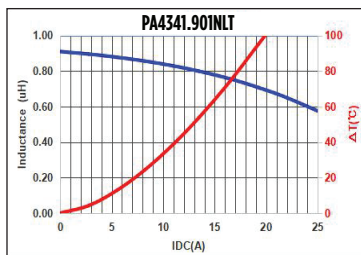
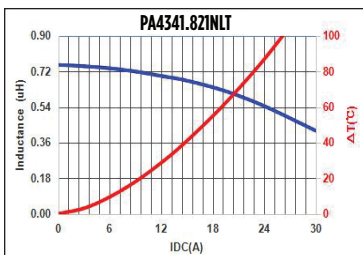
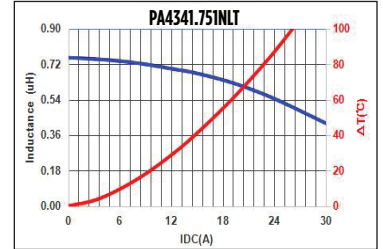
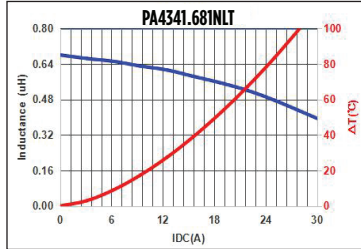
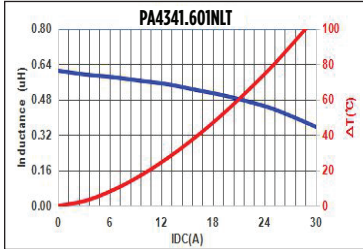
Typical Performance Curves

PA4341.XXXNLT and PM4341.XXXNLT



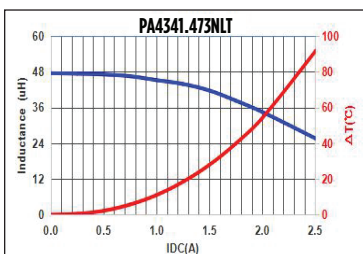
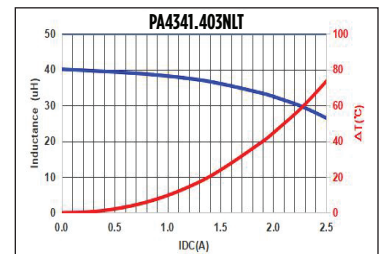
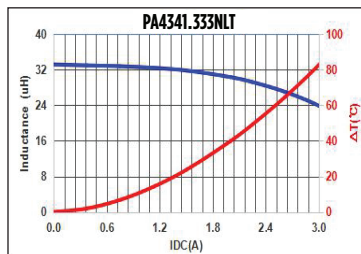
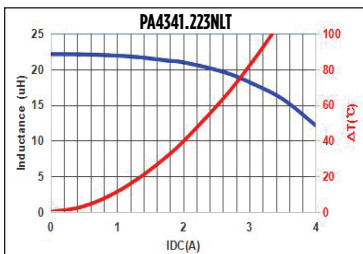
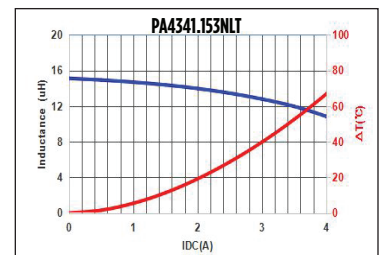
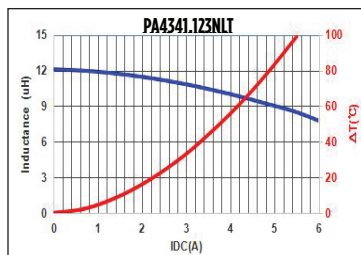
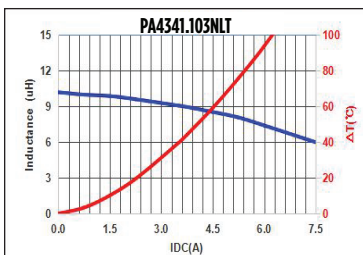
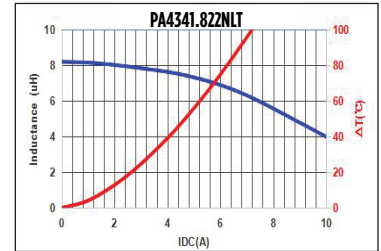
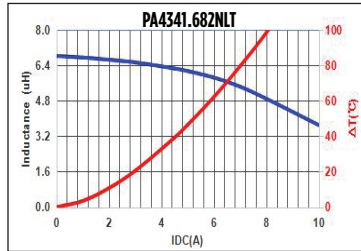
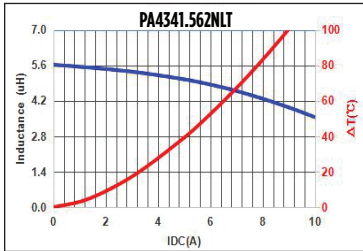
SMT Power Inductor

High Current Molded Power Inductor - PA4341.XXXNLT & PM4341.XXXNLT



SMT Power Inductor

High Current Molded Power Inductor - PA4341.XXXNLT & PM4341.XXXNLT



For More Information:

Americas - proinfo_power_americas@yageo.com | Europe - proinfo_power_emea@yageo.com | Asia - proinfo_power_asia@yageo.com

Performance warranty of products offered on this data sheet is limited to the parameters specified. Data is subject to change without notice. Other brand and product names mentioned herein may be trademarks or registered trademarks of their respective owners. © Copyright, 2023. Pulse Electronics, Inc. All rights reserved.

YAGEO Corporation and its affiliates do not recommend the use of commercial or automotive grade products for high reliability applications or manned space flight.

OUR CERTIFICATE

DiGi provide top-quality products and perfect service for customer worldwide through standardization, technological innovation and continuous improvement. DiGi through third-party certification, we stricly control the quality of products and services. Welcome your RFQ to

Email: Info@DiGi-Electronics.com



Tel: +00 852-30501935

RFQ Email: Info@DiGi-Electronics.com

DiGi is a global authorized distributor of electronic components.