


# PA5447.152NLT Datasheet

[www.digi-electronics.com](http://www.digi-electronics.com)



<https://www.DiGi-Electronics.com>

DiGi Electronics Part Number	PA5447.152NLT-DG
Manufacturer	<a href="#">Pulse Electronics</a>
Manufacturer Product Number	PA5447.152NLT
Description	FIXED IND 1.5UH 6A 25.2MOHM SMD
Detailed Description	1.5 $\mu$ H Shielded Molded Inductor 6 A 25.2mOhm Max Nonstandard



Tel: +00 852-30501935

RFQ Email: [Info@DiGi-Electronics.com](mailto:Info@DiGi-Electronics.com)

DiGi is a global authorized distributor of electronic components.

## Purchase and inquiry

Manufacturer Product Number:

PA5447.152NLT

Series:

PA5447.xxxNLT

Type:

Molded

Inductance:

1.5  $\mu$ H

Current Rating (Amps):

6 A

Shielding:

Shielded

Q @ Freq:

-

Ratings:

-

Inductance Frequency - Test:

100 kHz

Mounting Type:

Surface Mount

Supplier Device Package:

-

Height - Seated (Max):

0.197" (5.00mm)

Manufacturer:

Pulse Electronics

Product Status:

Active

Material - Core:

-

Tolerance:

$\pm$ 20%

Current - Saturation (Isat):

13A

DC Resistance (DCR):

25.2mOhm Max

Frequency - Self Resonant:

-

Operating Temperature:

-55°C ~ 125°C

Features:

-

Package / Case:

Nonstandard

Size / Dimension:

0.287" L x 0.260" W (7.30mm x 6.60mm)

## Environmental & Export classification

RoHS Status:

ROHS3 Compliant

REACH Status:

REACH Unaffected

HTSUS:

8504.50.4000

Moisture Sensitivity Level (MSL):


1 (Unlimited)

ECCN:

EAR99

# SMT Power Inductor

Molded Power Inductor - PA5447.XXXNLT and PM5447.XXXNLT Series



- Ⓢ **Height: 1.8mm Max**
- Ⓢ **Footprint: 7.3mm x 6.9mm Max**
- Ⓢ **Current Rating: up to 18A**
- Ⓢ **Inductance Range: 0.10uH to 33.0uH**
- Ⓢ **High current, low DCR, and high efficiency**
- Ⓢ **Shielded construction and compact design**
- Ⓢ **Minimized acoustic noise and minimized leakage flux noise**
- Ⓢ **Available in Commercial (PA) and automotive (PM) grades**

## Electrical Specifications @ 25°C - Operating Temperature -55°C to +125°C

Part Number <sup>6,7</sup>		Inductance <sup>5,8</sup> (100KHz, 1.0V)	Rated <sup>2</sup> Current	DC Resistance		Saturation <sup>2</sup> Current
			TYP.	TYP.	MAX.	TYP.
Commerical	Automotive	uH±20%	A	mΩ	mΩ	A
PA5447.101NLT	PM5447.101NLT	0.10*	18	2.1	2.5	45
PA5447.151NLT	PM5447.151NLT	0.15	18	2.2	2.6	34
PA5447.181NLT	PM5447.181NLT	0.18*	17	2.5	3.0	32
PA5447.221NLT	PM5447.221NLT	0.22	16	2.5	3.0	26
PA5447.331NLT	PM5447.331NLT	0.33	14	4.8	5.8	22
PA5447.471NLT	PM5447.471NLT	0.47	12	6.4	7.4	18
PA5447.561NLT	PM5447.561NLT	0.56	11	8.5	10.0	17.5
PA5447.681NLT	PM5447.681NLT	0.68	10	9.5	11.0	17
PA5447.821NLT	PM5447.821NLT	0.82	8.5	11.5	14.0	15.5
PA5447.102NLT	PM5447.102NLT	1.00	7.0	14.5	17.0	14
PA5447.122NLT	PM5447.122NLT	1.20	6.5	20	24.0	13.5
PA5447.152NLT	PM5447.152NLT	1.50	6.0	21	25.2	13
PA5447.222NLT	PM5447.222NLT	2.20	6.0	31	35.0	11
PA5447.332NLT	PM5447.332NLT	3.30	5.0	40	46.0	9
PA5447.472NLT	PM5447.472NLT	4.70	4.0	68	76.0	7
PA5447.562NLT	PM5447.562NLT	5.60	3.5	78	86.0	6
PA5447.682NLT	PM5447.682NLT	6.80	3.0	93	104.0	5.5
PA5447.822NLT	PM5447.822NLT	8.20	2.6	123	140.0	4.5
PA5447.103NLT	PM5447.103NLT	10.0	2.3	143	160.0	3.5
PA5447.153NLT	PM5447.153NLT	15.0	2.0	240	280.0	3.0
PA5447.223NLT	PM5447.223NLT	22.0	1.8	300	360.0	2.5
PA5447.333NLT	PM5447.333NLT	33.0	1.3	550	650.0	2.1

# SMT Power Inductor

Molded Power Inductor - PA5447.XXXNLT and PM5447.XXXNLT Series

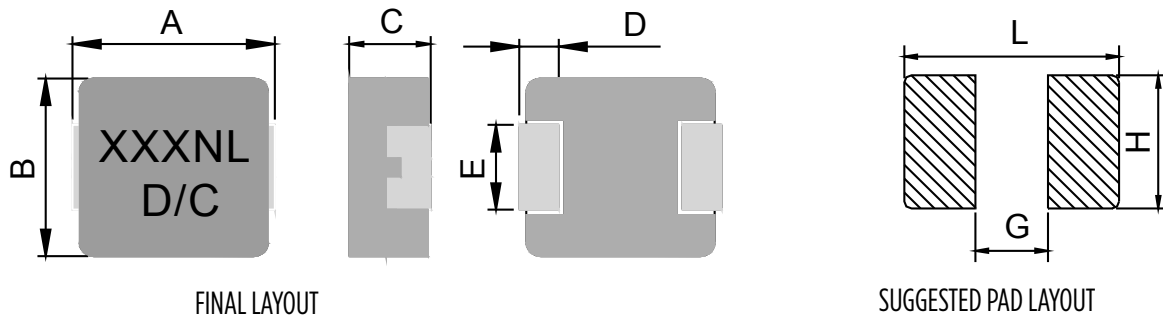


**Notes:**

- Actual temperature of the component during system operation (ambient plus temperature rise) must be within the standard operating range.
- The saturation current is the current at which the initial inductance drops by approximately 30% at the stated ambient temperature. The maximum allowable drop at this stated current is 40% of the initial inductance. This current is determined by placing the component in the specified ambient environment and applying a short duration pulse current (to eliminate self-heating effect) to the component.
- The rated current is the DC current required to raise the component temperature by approximately 40°C. Take note that the components' performance varies depending on the system condition. It is suggested that the component be tested at the system level, to verify the temperature rise of the component during system operation.
- The part temperature (ambient+temp rise) should not exceed 125°C under worst case operating conditions. Circuit design, PCB trace size and thickness, airflow and other cooling provisions all affect the part temperature. Part temperature should be verified in the end application.
- Please note that the inductance tolerance of all parts are ±20%, except those indicated by an \* which are +/- 30%.
- Parts shown in bold are standard catalog parts and are available through sample stock and distribution. Parts in lighter font are available but are not necessarily held in sample stock or distribution and lead times may be longer. Please contact Pulse for availability.
- The PM prefix parts are AEC-Q200 qualified and has full automotive IATF16949 certification. The mechanical dimensions are 100% tested in production but do not necessarily meet a product capability index (Cpk) 1.33 and therefore may not strictly conform to PPAP.
- Special Characteristics

## Mechanical

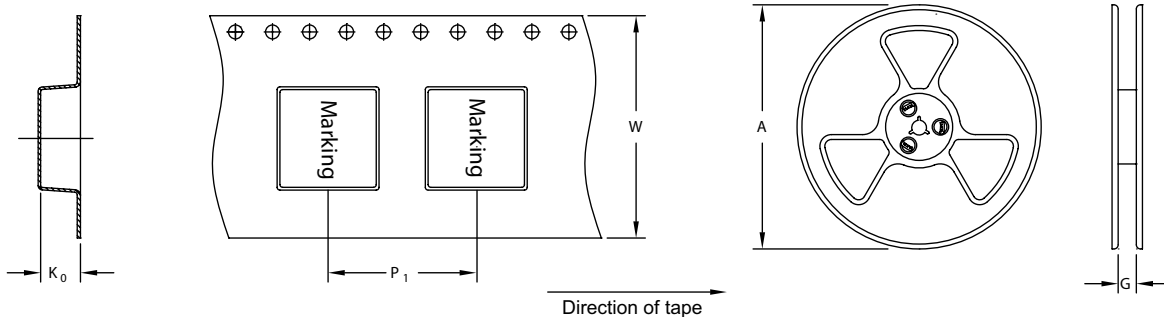
**PA5447/PM5447**



Series	A	B	C	D	E	L	G	H
<b>PA5447/PM5447</b>	7.0±0.3	6.6±0.3	1.6±0.2	1.8±0.3	3.0±0.3	7.7	2.5	3.5

All Dimensions in mm.

**TAPE & REEL INFO**



SURFACE MOUNTING TYPE, REEL/TAPE LIST						
	REEL SIZE (mm)		TAPE SIZE (mm)			QTY
	A	G	P <sub>1</sub>	W	K <sub>0</sub>	PCS/REEL
<b>PA5447/PM5447</b>	Ø330	16.4	12	16	2.1	2000

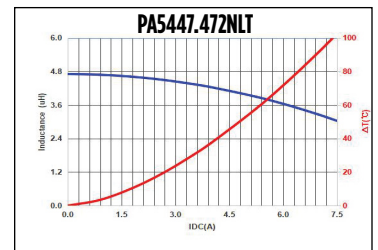
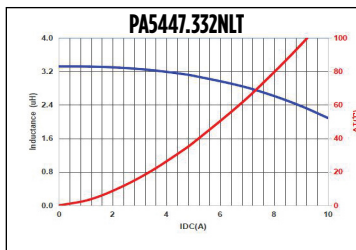
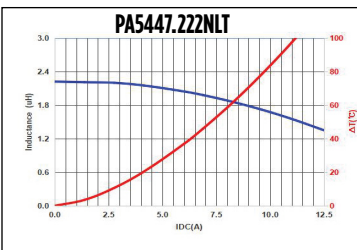
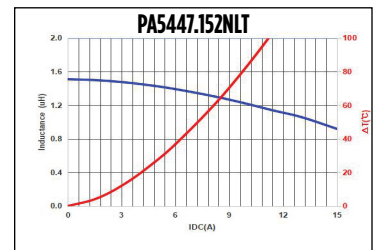
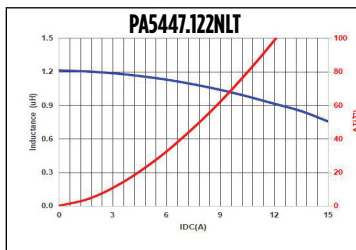
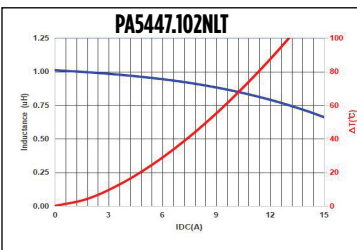
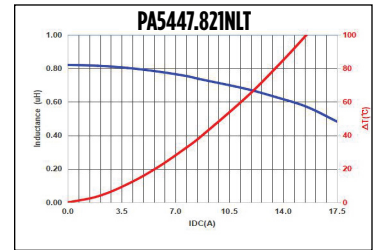
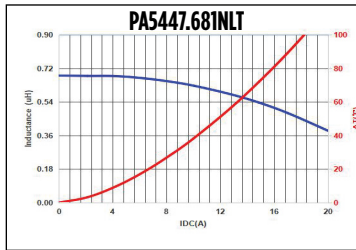
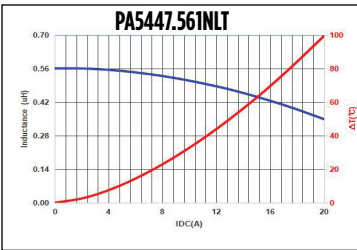
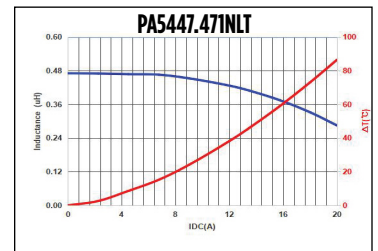
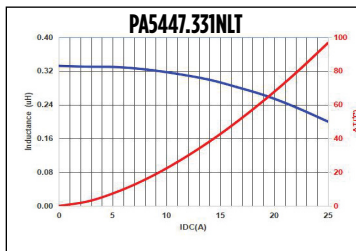
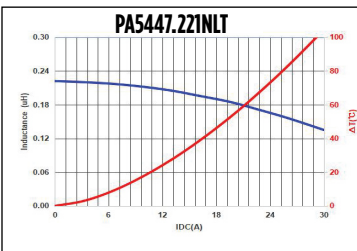
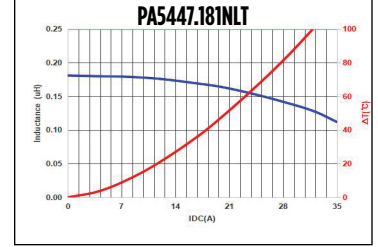
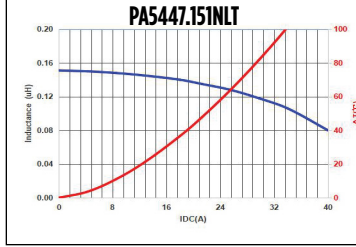
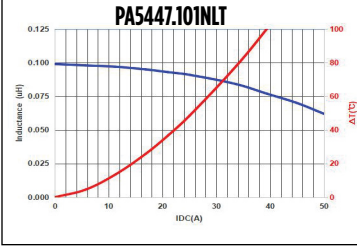
# SMT Power Inductor

Molded Power Inductor - PA5447.XXXNLT and PM5447.XXXNLT Series



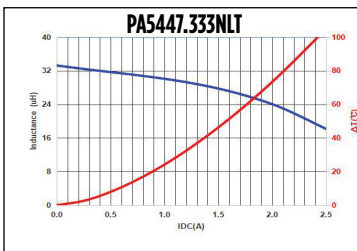
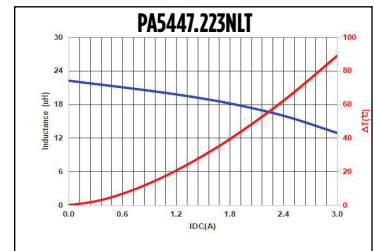
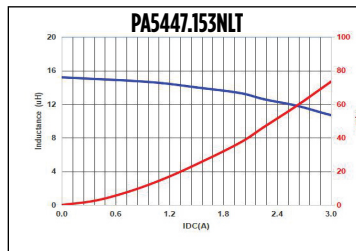
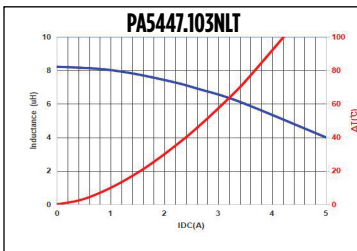
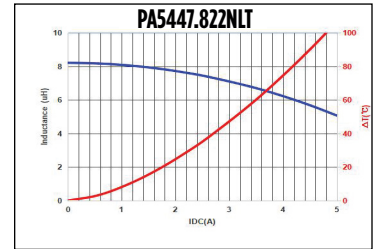
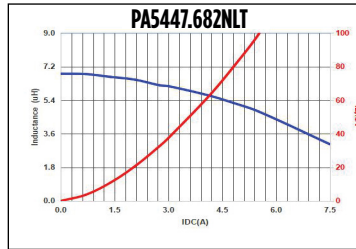
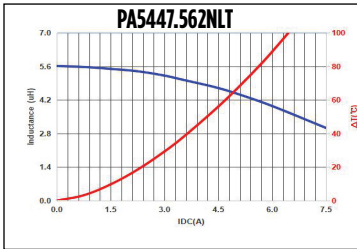
## Typical Performance Curves

### PA5447/PM5447



# SMT Power Inductor

Molded Power Inductor - PA5447.XXXNLT and PM5447.XXXNLT Series



## For More Information:

Americas - [prodinfo\\_power@pulseelectronics.com](mailto:prodinfo_power@pulseelectronics.com) | Europe - [power-apps-europe@pulseelectronics.com](mailto:power-apps-europe@pulseelectronics.com) | Asia - [power-apps-asia@pulseelectronics.com](mailto:power-apps-asia@pulseelectronics.com)

Performance warranty of products offered on this data sheet is limited to the parameters specified. Data is subject to change without notice. Other brand and product names mentioned herein may be trademarks or registered trademarks of their respective owners. © Copyright, 2020. Pulse Electronics, Inc. All rights reserved.

## OUR CERTIFICATE

DiGi provide top-quality products and perfect service for customer worldwide through standardization, technological innovation and continuous improvement. DiGi through third-party certification, we strictly control the quality of products and services. Welcome your RFQ to

Email: [Info@DiGi-Electronics.com](mailto:Info@DiGi-Electronics.com)



Tel: +00 852-30501935

RFQ Email: [Info@DiGi-Electronics.com](mailto:Info@DiGi-Electronics.com)

DiGi is a global authorized distributor of electronic components.