

RC2012F113CS Datasheet



<https://www.DiGi-Electronics.com>

DiGi Electronics Part Number	RC2012F113CS-DG
Manufacturer	Samsung Electro-Mechanics
Manufacturer Product Number	RC2012F113CS
Description	RES 11K OHM 1% 1/8W 0805
Detailed Description	11 kOhms ±1% 0.125W, 1/8W Chip Resistor 0805 (2012 Metric) Moisture Resistant Thick Film

This model RC2012F113CS is available at DiGi Electronics.

DiGi Electronics offers a global database of semiconductor and electronic component datasheets.

We welcome your inquiries regarding pricing, lead time, or other product-related questions.

 [Request a Quote](#)

 [Datasheet Search](#)



Tel: +00 852-30501935

RFQ Email: Info@DiGi-Electronics.com

DiGi is a global authorized distributor of electronic components.

Purchase and inquiry

Manufacturer Product Number:

RC2012F113CS

Series:

RC

Resistance:

11 kOhms

Power (Watts):

0.125W, 1/8W

Features:

Moisture Resistant

Operating Temperature:

-55°C ~ 155°C

Supplier Device Package:

0805

Height - Seated (Max):

0.026" (0.66mm)

Failure Rate:

-

Manufacturer:

Samsung Electro-Mechanics

Product Status:

Active

Tolerance:

±1%

Composition:

Thick Film

Temperature Coefficient:

±100ppm/°C

Package / Case:

0805 (2012 Metric)

Size / Dimension:

0.079" L x 0.049" W (2.00mm x 1.25mm)

Number of Terminations:

2

Environmental & Export classification

RoHS Status:

ROHS3 Compliant

REACH Status:

REACH Unaffected

HTSUS:

8533.21.0030

Moisture Sensitivity Level (MSL):

1 (Unlimited)

ECCN:

EAR99

Thick Film General Chip Resistors

- 0402(01005), 0603(0201), 1005(0402), 1608(0603), 2012(0805), 3216(1206), 3225(1210), 5025(2010), 6432(2512)

■ Features

- Small, thin and lightweight
- High reliability
- Applicable Both flow and reflow soldering.
- Suitable size and package for surface mount assembly
- RoHS Compliant.



■ Part Number System

RC	
Type (Series)	
RC	General purpose chip resistor

0603	
Size : mm (inch)	
0402	0.4×0.2mm (01005)
0603	0.6×0.3mm (0201)
1005	1.0×0.5mm (0402)
1608	1.6×0.8mm (0603)
2012	2.0×1.2mm (0805)
3216	3.2×1.6mm (1206)
3225	3.2×2.5mm (1210)
5025	5.0×2.5mm (2010)
6432	6.4×3.2mm (2512)

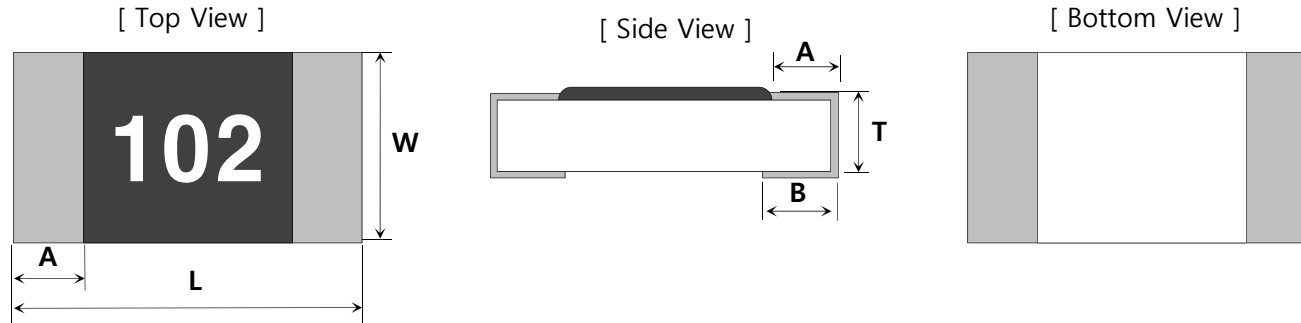
F	
Tolerance	
D	±0.5%
F	±1.0%
G	±2.0%
J	±5.0%

* Jumper : 'J'

2552	
Resistance Value	
- 3-digit code System (E-24 series)	
- 4-digit code System (E-96 series)	
- Jumper : '000'	
- 2552 : 25.5KΩ	

CS	
Packing Type	
CS	7" reel
ES	10" reel
AS	13" reel

■ Structure and Dimensions



[Unit : mm]

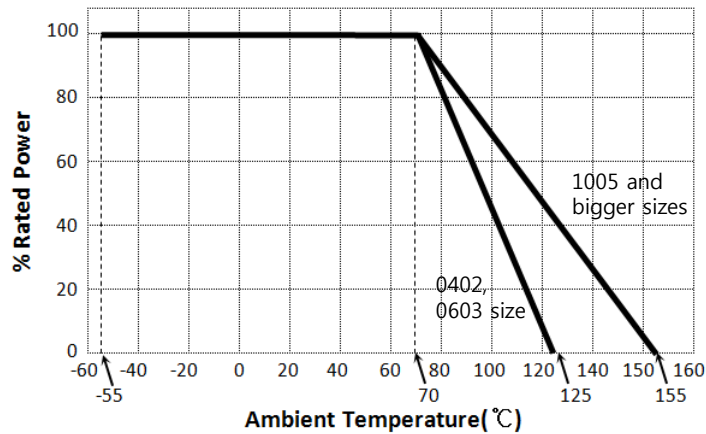
Size(mil)	L	W	T	A	B	Unit Weight
RC0402(01005)	0.40±0.02	0.20±0.02	0.13±0.02	0.10±0.03	0.10±0.03	0.04mg
RC0603(0201)	0.60±0.03	0.30±0.03	0.23±0.03	0.10±0.05	0.15±0.05	0.15mg
RC1005(0402)	1.00±0.05	0.50±0.05	0.35±0.05	0.20±0.10	0.25±0.10	0.6mg
RC1608(0603)	1.60±0.10	0.80±0.10	0.45±0.10	0.30±0.20	0.35±0.10	2.1mg
RC2012(0805)	2.00±0.20	1.25±0.15	0.55±0.10	0.40±0.20	0.35±0.20	4.9mg
RC3216(1206)	3.20±0.20	1.60±0.15	0.55±0.10	0.45±0.20	0.40±0.20	9.5mg
RC3225(1210)	3.20±0.20	2.55±0.20	0.55±0.10	0.45±0.20	0.40±0.20	16mg
RC5025(2010)	5.00±0.20	2.50±0.20	0.55±0.10	0.60±0.20	0.60±0.20	26mg
RC6432(2512)	6.30±0.20	3.20±0.20	0.55±0.10	0.60±0.20	0.60±0.20	41mg

Applications and Ratings

Type	Size (mil)	Rated Power [W]	Rated Voltage [V]	Max Working Voltage [V]	Tolerance [%]	Resistance Range [Ω]	T.C.R [ppm/°C]	Working Temp. [°C]	Moisture Level
RC0402	01005	1/32	$\sqrt{P \times R}$ P : Rated Power(W) R : Resistance(Ω)	15	±1(F) ±5(J)	1 ~ 1M	1~9.9Ω : ± 300 10~1MΩ ± 250	-55~125	Level 1
RC0603	0201	1/20		25		1 ~ 10M	1~9.9Ω : ±300 10~10MΩ : ±250		
RC1005	0402	1/16		50	1 ~ 10M	1~9.9Ω : ±300 10~10MΩ : ±100	-55 ~ 155		
RC1608	0603	1/10		50					
RC2012	0805	1/8		150					
RC3216	1206	1/4		200					
RC3225	1210	1/3		200					
RC5025	2010	2/3		200					
RC6432	2512	1		200					

• Please contact our sales representatives or engineers for other specifications

Power Derating Curve



Jumper Ratings

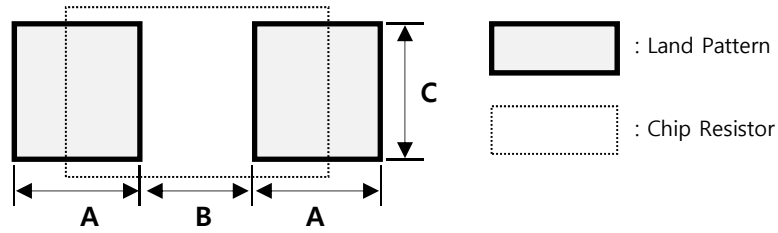
Type	Rated Current [A]	Max Overload Current [A]	Resistance [Ω]	Working Temp.[°C]
0402, 0603	0.5	1	0.05max	-55 ~ 125
1005, 1608	1	2		-55 ~ 155
2012 and bigger sizes	2	4		

Rated Voltage

$$V = \sqrt{P \times R}$$

E : Rated Voltage (V)
 P : Rated Power (W)
 R : Resistance Value (Ω)

■ Standard Soldering Pad Dimensions



[Unit : mm]

Size(mil)	Reflow Soldering			
	A	B	2A + B	C
RC0402(01005)	017	0.20	0.54	0.18
RC0603(0201)	0.37	0.28	1.02	0.29
RC1005(0402)	0.60	0.50	1.70	0.50
RC1608(0603)	0.80	0.80	2.40	0.80
RC2012(0805)	0.90	1.40	3.20	1.20
RC3216(1206)	1.30	1.80	4.40	1.50
RC3225(1210)	1.30	1.80	4.40	2.40
RC5025(2010)	1.40	3.30	6.10	2.40
RC6432(2512)	1.40	4.60	7.40	3.00

■ Performance Characteristics

ITEM	Requirements Specification	Test Conditions (JIS C 5201-1)
Resistance	Within the specified tolerance	JIS C 5201-1 4.5
Temperature Characteristic	Within the specified T.C.R	JIS C 5201-1 4.8 +20°C → -55°C / +20°C → +125°C
Short time Overload	$\Delta R < \pm 1\% + 0.1\Omega$	JIS C 5201-1 4.13 Rated Voltage × 2.5, 5sec
Solderability	Immersed over 95%	JIS C 5201-1 4.17 Rosin Ethanol (25%WT) 245±5/-0°C, 2±0.5 sec
Resistance to Solder Heat	$\Delta R < \pm 1\% + 0.1\Omega$	JIS C 5201-1 4.18 260±5°C, 10±1 sec
Temperature Cycle	$\Delta R < \pm 1\% + 0.1\Omega$	JIS C 5201-1 4.19 -55°C ↔ +125°C, 100 cycle
Moisture Resistance	$\Delta R < \pm 3\% + 0.1\Omega$	JIS C 5201-1 4.24 40±2°C, 90~95%RH, 1,000 ⁺⁴⁸ hours 90mins ON, 30mins OFF
Load Life	$\Delta R < \pm 3\% + 0.1\Omega$	JIS C 5201-1 4.25 Rated Voltage, 70±2°C, 1,000 ⁺⁴⁸ hours 90mins ON, 30mins OFF
High Temp. Exposure	$\Delta R < \pm 3\% + 0.1\Omega$	JIS C 5201-1 4.25.3 155±2°C, 1,000 ⁺⁴⁸ hours

※ The reliability test condition can be replaced by the corresponding accelerated test condition.

 Product specifications included in the specifications are effective as of March 01, 2015.

Please be advised that they are standard product specifications for reference only.

We may change, modify or discontinue the product specifications without notice at any time.

So, you need to approve the product specifications before placing an order.

Should you have any question regarding the product specifications,

please contact our sales personnel or application engineers.

OUR CERTIFICATE

DiGi provide top-quality products and perfect service for customer worldwide through standardization, technological innovation and continuous improvement. DiGi through third-party certification, we stricly control the quality of products and services. Welcome your RFQ to

Email: Info@DiGi-Electronics.com



Tel: +00 852-30501935

RFQ Email: Info@DiGi-Electronics.com

DiGi is a global authorized distributor of electronic components.