


CM1483-02DE Datasheet



www.digi-electronics.com

<https://www.DiGi-Electronics.com>

DiGi Electronics Part Number	CM1483-02DE-DG
Manufacturer	onsemi
Manufacturer Product Number	CM1483-02DE
Description	FILTER LC(PI) 3NH/100PF ESD SMD
Detailed Description	LC (Pi) EMI Filter 3rd Order Low Pass 2 Channel L = 3 nH, C = 100pF 30 mA 8-WDFN Exposed Pad

This model CM1483-02DE is available at DiGi Electronics.

DiGi Electronics offers a global database of semiconductor and electronic component datasheets.

We welcome your inquiries regarding pricing, lead time, or other product-related questions.

 [Request a Quote](#)

 [Datasheet Search](#)



Tel: +00 852-30501935

RFQ Email: Info@DiGi-Electronics.com

DiGi is a global authorized distributor of electronic components.

Purchase and inquiry

Manufacturer Product Number:

CM1483-02DE

Series:

Praetorian®

Type:

Low Pass

Technology:

LC (Pi)

Center / Cutoff Frequency:

31MHz (Cutoff)

Resistance - Channel (Ohms):

0.75

Values:

L = 3nH, C = 100pF

Operating Temperature:

-40°C ~ 85°C

Voltage - Rated:

-

Package / Case:

8-WDFDN Exposed Pad

Height:

0.031" (0.79mm)

Manufacturer:

onsemi

Product Status:

Obsolete

Filter Order:

3rd

Number of Channels:

2

Attenuation Value:

40dB @ 1GHz

Current:

30 mA

ESD Protection:

Yes

Applications:

Data Lines for Mobile Devices

Mounting Type:

Surface Mount

Size / Dimension:

0.079" L x 0.079" W (2.00mm x 2.00mm)

Base Product Number:

CM1483

Environmental & Export classification

Moisture Sensitivity Level (MSL):

1 (Unlimited)

ECCN:

EAR99

REACH Status:

REACH Unaffected

HTSUS:

8548.00.0000

ON Semiconductor

Is Now

The logo for onsemi, featuring the word "onsemi" in a dark teal, lowercase, sans-serif font. The letter "i" is stylized with a white dot and a teal vertical bar. A small orange triangle is positioned above the top right of the "i". A trademark symbol (TM) is located to the right of the logo.

To learn more about onsemi™, please visit our website at
www.onsemi.com

onsemi and onsemi and other names, marks, and brands are registered and/or common law trademarks of Semiconductor Components Industries, LLC dba "onsemi" or its affiliates and/or subsidiaries in the United States and/or other countries. onsemi owns the rights to a number of patents, trademarks, copyrights, trade secrets, and other intellectual property. A listing of onsemi product/patent coverage may be accessed at www.onsemi.com/site/pdf/Patent-Marking.pdf. onsemi reserves the right to make changes at any time to any products or information herein, without notice. The information herein is provided "as-is" and onsemi makes no warranty, representation or guarantee regarding the accuracy of the information, product features, availability, functionality, or suitability of its products for any particular purpose, nor does onsemi assume any liability arising out of the application or use of any product or circuit, and specifically disclaims any and all liability, including without limitation special, consequential or incidental damages. Buyer is responsible for its products and applications using onsemi products, including compliance with all laws, regulations and safety requirements or standards, regardless of any support or applications information provided by onsemi. "Typical" parameters which may be provided in onsemi data sheets and/or specifications can and do vary in different applications and actual performance may vary over time. All operating parameters, including "Typicals" must be validated for each customer application by customer's technical experts. onsemi does not convey any license under any of its intellectual property rights nor the rights of others. onsemi products are not designed, intended, or authorized for use as a critical component in life support systems or any FDA Class 3 medical devices or medical devices with a same or similar classification in a foreign jurisdiction or any devices intended for implantation in the human body. Should Buyer purchase or use onsemi products for any such unintended or unauthorized application, Buyer shall indemnify and hold onsemi and its officers, employees, subsidiaries, affiliates, and distributors harmless against all claims, costs, damages, and expenses, and reasonable attorney fees arising out of, directly or indirectly, any claim of personal injury or death associated with such unintended or unauthorized use, even if such claim alleges that onsemi was negligent regarding the design or manufacture of the part. onsemi is an Equal Opportunity/Affirmative Action Employer. This literature is subject to all applicable copyright laws and is not for resale in any manner. Other names and brands may be claimed as the property of others.



Praetorian® L-C EMI Filter with ESD Protection for Headset Speaker Apps

CM1483

Features

- 2 channels of EMI filtering
- $\pm 8\text{kV}$ ESD protection (IEC 61000-4-2, contact discharge)
- $\pm 15\text{kV}$ ESD protection (HBM)
- Greater than -40dB of attenuation at 1GHz
- TDFN-08 package

Applications

- Headset Speaker port in mobile handsets
- I/O port protection for mobile handsets, notebook computers, PDAs, etc.
- EMI filtering for data ports in cell phones, PDAs or notebook computers

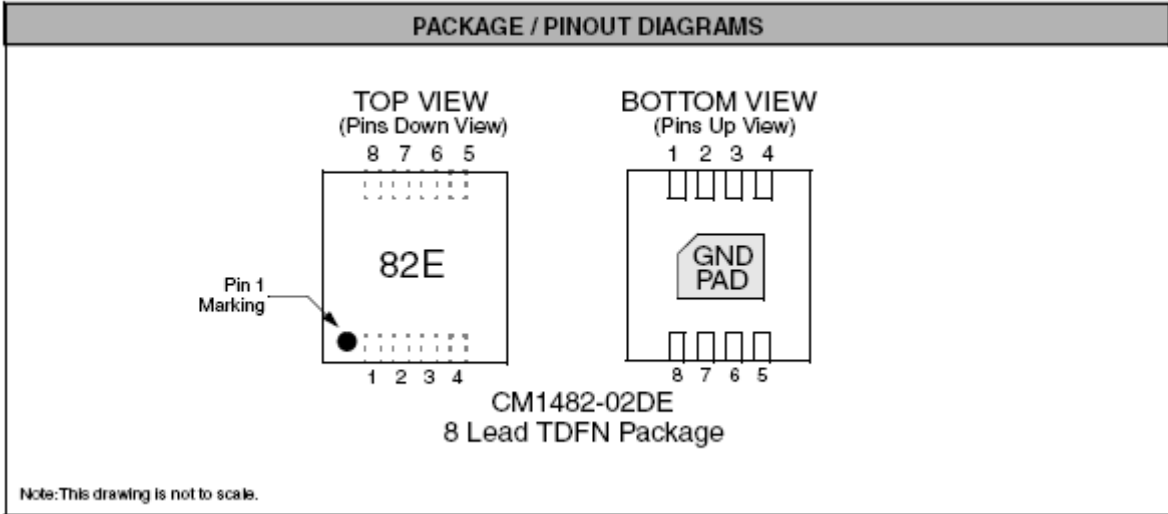
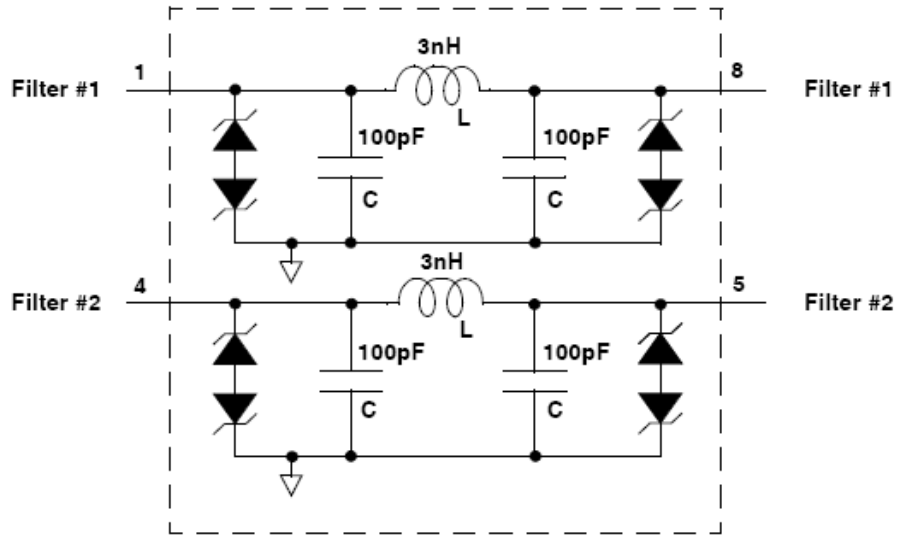
Product Description

The CM1483 is an L-C EMI filter array with ESD protection, which integrates two Pi-filters (C-L-C) for the headset speaker. The CM1483 has component values of 100pF-3nH-100pF. The parts include ESD protection diodes on all input/output pins, which provide a very high level of protection for sensitive electronic components that may be subjected to electrostatic discharge (ESD). The ESD diodes connected to the filter ports safely dissipate ESD strikes of $\pm 8\text{kV}$, beyond the maximum requirement of the IEC61000-4-2 international standard. Using the MIL-STD-883 (Method 3015) specification for Human Body Model (HBM) ESD, the pins are protected for contact discharges at greater than $\pm 15\text{kV}$.

This device is particularly well suited for portable electronics (e.g. mobile handsets, PDAs, notebook computers) because of its small package format and easy-to-use pin assignments. In particular, the CM1483 is ideal for EMI filtering and protecting speaker output lines from ESD for the headset speaker in mobile handsets. Most speakers have impedance of 8Ω and in order to maximize the power output, the resistance of an EMI filter needs to be as low as possible and the CM1483 addresses this by having a C-L-C based EMI filter where the inductor has less than 1Ω of resistance.

The CM1483 is available in a small, low-profile (2mm x 2mm) 8-lead TDFN package in a lead-free finish.

Electrical Schematic



CM1483

PIN DESCRIPTIONS

PIN	NAME	DESCRIPTION
1	Filter #1	Filter #1
2	NC	No connect
3	NC	No connect
4	Filter #2	Filter #2
5	Filter #2	Filter #2
6	NC	No connect
7	NC	No connect
8	Filter #1	Filter #1
DAP	GND	Ground

Ordering Information**PART NUMBERING INFORMATION**

Pins	Package	Lead-free Finish	
		Ordering Part Number ¹	Part Marking
8	TDFN	CM1483 -02DE	83E

Note 1: Parts are shipped in Tape & Reel form unless otherwise specified.

Specifications

ABSOLUTE MAXIMUM RATINGS

PARAMETER	RATING	UNITS
Storage Temperature Range	-65 to +150	°C
DC current per inductor	30	mA
DC package power rating	0.5	W

STANDARD OPERATING CONDITIONS

PARAMETER	RATING	UNITS
Operating Temperature Range	-40 to +85	°C

ELECTRICAL OPERATING CHARACTERISTICS ^(NOTE 1)

SYMBOL	PARAMETER	CONDITIONS	MIN	TYP	MAX	UNITS
L	Inductance			3.0		nH
R	DC Channel Resistance			0.75	1	Ω
C _{TOT}	Total Channel Capacitance	2.5V DC; 1MHz, 30mV AC	160	200	240	pF
C	Capacitance C	2.5V DC; 1MHz, 30mV AC		100		pF
I _{LEAK}	Diode Leakage Current	V _{IN} = +5V		0.1	1.0	μA
		V _{IN} = -5V	-1.0	-0.1		μA
V _{SIG}	Signal Clamp Voltage Positive Clamp Negative Clamp	I _{LOAD} = 10mA	5	7	15	V
		I _{LOAD} = -10mA	-15	-10	-5	V
V _{ESD}	In-system ESD Withstand Voltage Human Body Model, MIL-STD-883, Method 3015 Contact Discharge per IEC 61000- 4-2 Level 4	Notes 2 & 3	±15			kV
			±8			kV
f _c	Cut-off frequency Z _{SOURCE} = 50Ω, Z _{LOAD} = 50Ω	L = 3nH, C = 100pF		31		MHz

Note 1: T_A = 25°C unless otherwise specified.

Note 2: ESD applied to input and output pins with respect to GND, one at a time.

CM1483

Performance Information

Typical Filter Performance (nominal conditions unless specified otherwise, 50 ohm environment)

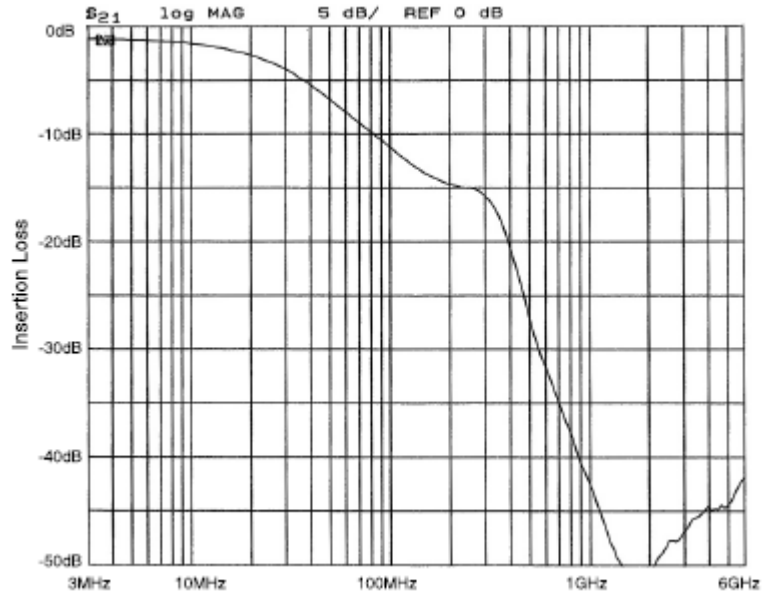


Figure 1. Insertion Loss vs. Frequency (Filter #1 to GND)

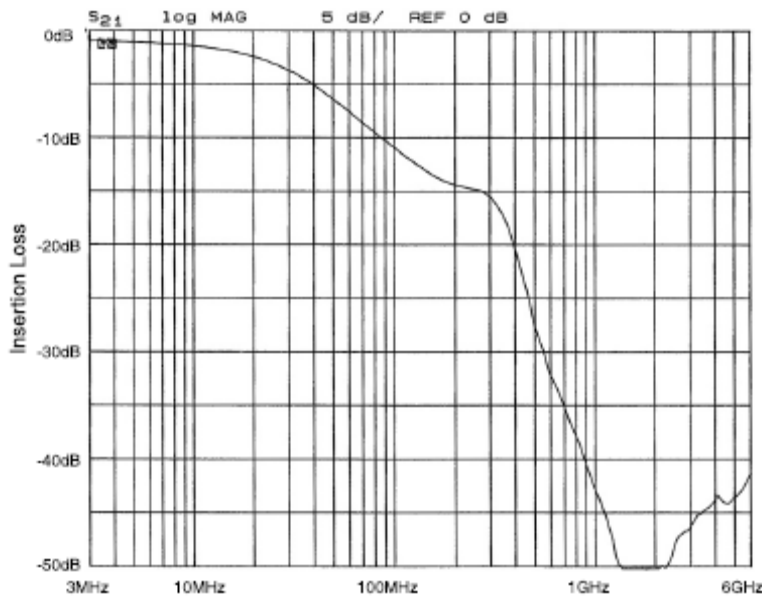


Figure 2. Insertion Loss vs. Frequency (Filter #2 to GND)

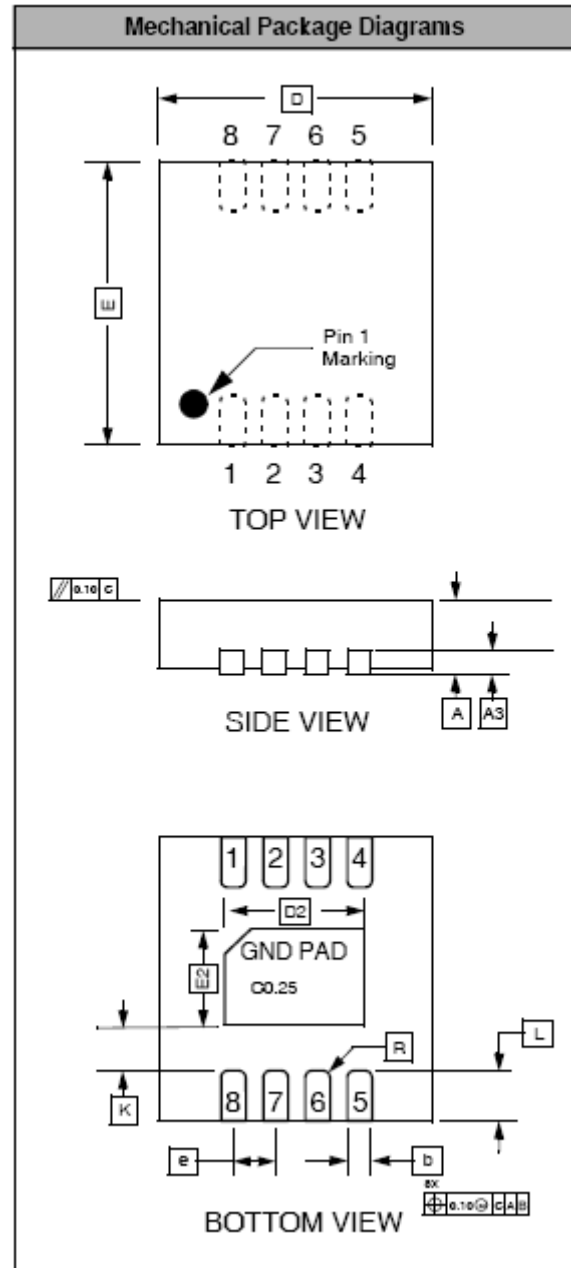
Mechanical Details

TDFN-08 Mechanical Specifications, 0.5mm

The CM1483 is supplied in an 8-lead 0.5mm TDFN package. Dimensions are presented below. For complete information on the TDFN-08, see the California Micro Devices TDFN Package Information document.


PACKAGE DIMENSIONS						
Package	TDFN					
JEDEC No.	MO-229 (Var. VCCD-3)*					
Leads	8					
Dim.	Millimeters			Inches		
	Min	Nom	Max	Min	Nom	Max
A	0.70	0.75	0.80	0.028	0.030	0.031
A3	0.20 REF			0.008 REF		
b	0.20	0.25	0.30	0.008	0.010	0.012
D	1.90	2.00	2.10	0.075	0.079	0.083
D2	1.50	1.60	1.70	0.059	0.063	0.067
E	1.90	2.00	2.10	0.075	0.079	0.083
E2	0.80	0.90	1.00	0.031	0.035	0.039
e	0.50 BSC			0.020 BSC		
K	0.20			0.008		
L	0.20	0.30	0.40	0.008	0.012	0.016
# per tape and reel	3000 pieces					
Controlling dimension: millimeters						

*This package is compliant with JEDEC standard MO-229, variation VCCD-3 with exception of the D2 and E2 dimensions as called out in the table above and the r1 dimension which is not specified in the MO-229 standard.



Package Dimensions for 8-Lead, 0.5mm pitch TDFN package

CM1483

ON Semiconductor and  are registered trademarks of Semiconductor Components Industries, LLC (SCILLC). SCILLC reserves the right to make changes without further notice to any products herein. SCILLC makes no warranty, representation or guarantee regarding the suitability of its products for any particular purpose, nor does SCILLC assume any liability arising out of the application or use of any product or circuit, and specifically disclaims any and all liability, including without limitation special, consequential or incidental damages. "Typical" parameters which may be provided in SCILLC data sheets and/or specifications can and do vary in different applications and actual performance may vary over time. All operating parameters, including "Typicals" must be validated for each customer application by customer's technical experts. SCILLC does not convey any license under its patent rights nor the rights of others. SCILLC products are not designed, intended, or authorized for use as components in systems intended for surgical implant into the body, or other applications intended to support or sustain life, or for any other application in which the failure of the SCILLC product could create a situation where personal injury or death may occur. Should Buyer purchase or use SCILLC products for any such unintended or unauthorized application, Buyer shall indemnify and hold SCILLC and its officers, employees, subsidiaries, affiliates, and distributors harmless against all claims, costs, damages, and expenses, and reasonable attorney fees arising out of, directly or indirectly, any claim of personal injury or death associated with such unintended or unauthorized use, even if such claim alleges that SCILLC was negligent regarding the design or manufacture of the part. SCILLC is an Equal Opportunity/Affirmative Action Employer. This literature is subject to all applicable copyright laws and is not for resale in any manner.

PUBLICATION ORDERING INFORMATION

LITERATURE FULFILLMENT:
Literature Distribution Center for ON Semiconductor
P.O. Box 5163, Denver, Colorado 80217 USA
Phone: 303-675-2175 or 800-344-3860 Toll Free USA/Canada
Fax: 303-675-2176 or 800-344-3867 Toll Free USA/Canada
Email: orderlit@onsemi.com

N. American Technical Support: 800-282-9855
Toll Free USA/Canada
Europe, Middle East and Africa Technical Support:
Phone: 421 33 790 2910
Japan Customer Focus Center
Phone: 81-3-5773-3850

ON Semiconductor Website: www.onsemi.com

Order Literature: <http://www.onsemi.com/orderlit>

For additional information, please contact your local Sales Representative

OUR CERTIFICATE

DiGi provide top-quality products and perfect service for customer worldwide through standardization, technological innovation and continuous improvement. DiGi through third-party certification, we stricly control the quality of products and services. Welcome your RFQ to

Email: Info@DiGi-Electronics.com



Tel: +00 852-30501935

RFQ Email: Info@DiGi-Electronics.com

DiGi is a global authorized distributor of electronic components.