

# 4404.0079 Datasheet



DiGi Electronics Part Number	4404.0079-DG
Manufacturer	<a href="#">SCHURTER Inc.</a>
Manufacturer Product Number	4404.0079
Description	T9 CIRCUIT BREAKER 8A
Detailed Description	Circuit Breaker Thermal 8A 240 V AC 48 V DC Push to Reset Panel Mount

<https://www.DiGi-Electronics.com>



Tel: +00 852-30501935

RFQ Email: [Info@DiGi-Electronics.com](mailto:Info@DiGi-Electronics.com)

DiGi is a global authorized distributor of electronic components.

## Purchase and inquiry

Manufacturer Product Number:

4404.0079

Series:

T9

Mounting Type:

Panel Mount

Current Rating (Amps):

8A

Voltage Rating - DC:

48 V

Number of Poles:

1

Illumination Voltage (Nominal):

-

Manufacturer:

SCHURTER Inc.

Product Status:

Active

Breaker Type:

Thermal

Voltage Rating - AC:

240 V

Actuator Type:

Push to Reset

Illumination:

None

Approval Agency:

CSA C22.2 No 235, GB 17701, IEC 60934, UL1077

## Environmental & Export classification

RoHS Status:

ROHS3 Compliant

ECCN:

EAR99

Moisture Sensitivity Level (MSL):

Not Applicable

HTSUS:

8536.20.0020

Circuit Breaker for Equipment thermal, Threaded-neck type, 1 pole



See below:

**Approvals and Compliances**

**Description**

- Threaded neck type
- Thermal circuit breaker
- 1-pole
- On request available with elevated glow-wire ratings
- Quick connect terminals 6.3 x 0.8 mm

**Unique Selling Proposition**

- Reset type
- Cycling trip-free release
- Compact design
- Different mounting possibilities

**Applications**

- Power supplies
- Uninterruptible power supply
- Power tools
- Industrial appliances
- HVAC
- Household appliances

**Weblinks**

[pdf data sheet](#), [html datasheet](#), [General Product Information](#), [Distributor-Stock-Check](#), [Detailed request for product](#), [Product News](#)

**Technical Data**

Rated Voltage AC	240 VAC
Rated Voltage DC	48/32 VDC
Rated current	3-16 A, see approbations
Conditional short circuit capacity Inc	IEC 60934: PC1, AC 240 V: 2 kA
	UL / CSA: SC, AC 240 V DC 48 / 32 V: 2 kA, C1
Degree of protection front side	IP40
Endurance minimum	IEC: 200% I <sub>r</sub> , cos φ 0.6: min. 50 switching cycles
Endurance typical	3-8 A: 150% I <sub>r</sub> , cos φ 0.9: 2500 switching cycles 10-16 A: 150% I <sub>r</sub> , cos φ 0.9: 6000 switching cycles
Dielectric Strength	1500 VAC
Insulation Resistance	500 VDC > 1000 MΩ

Allowable Operation Temp.	3 A: -5 °C to 60 °C
	4 A: -5°C to 50 °C
	5-16 A: -5 °C to 60 °C
Weight	9 - 13 g

**Approvals and Compliances**

Detailed information on product approvals, code requirements, usage instructions and detailed test conditions can be looked up in [Details about Approvals](#)

SCHURTER products are designed for use in industrial environments. They have approvals from independent testing bodies according to national and international standards. Products with specific characteristics and requirements such as required in the automotive sector according to IATF 16949, medical technology according to ISO 13485 or in the aerospace industry can be offered exclusively with customer-specific, individual agreements by SCHURTER.

**Approvals**





The approval mark is used by the testing authorities to certify compliance with the safety requirements placed on electronic products.

Approval Reference Type: T9

Approval Logo	Certificates	Certification Body	Description
	<a href="#">VDE Approvals</a>	VDE	VDE Certificate Number: 40038016
	<a href="#">UL Approvals</a>	UL	UR File Number: E71572
	<a href="#">CCC Approvals</a>	CCC	CCC Certificate Number: 2024010307702466

## Product standards

Product standards that are referenced

Organization	Design	Standard	Description
	Designed according to	IEC 60934	Circuit-breakers for equipment (CBE)
	Designed according to	UL 1077	Standard for Supplementary Protectors for Use in Electrical Equipment
	Designed according to	CSA C22.2 No. 235	Supplementary Protectors
	Designed according to	GB 17701	Circuit-breaker for equipment






## Application standards

Application standards where the product can be used

Organization	Design	Standard	Description
	Suitable for applications acc.	IEC/UL 62368-1	Audio/video, information and communication technology equipment - Part 1: Safety requirements

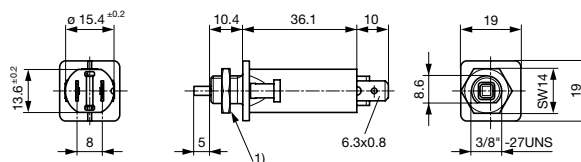
## Compliances

The product complies with following Guide Lines

Identification	Details	Initiator	Description
	<a href="#">CE declaration of conformity</a>	SCHURTER AG	The CE marking declares that the product complies with the applicable requirements laid down in the harmonisation of Community legislation on its affixing in accordance with EU Regulation 765/2008.
	<a href="#">UKCA declaration of conformity</a>	SCHURTER AG	The UKCA marking declares that the product complies with the applicable requirements laid down in the British Amendment of Regulation (EC) 765/2008.
	RoHS	SCHURTER AG	Directive RoHS 2011/65/EU, Amendment (EU) 2015/863
	China RoHS	SCHURTER AG	The law SJ / T 11363-2006 (China RoHS) has been in force since 1 March 2007. It is similar to the EU directive RoHS.
	REACH	SCHURTER AG	On 1 June 2007, Regulation (EC) No 1907/2006 on the Registration, Evaluation, Authorization and Restriction of Chemicals 1 (abbreviated as "REACH") entered into force.

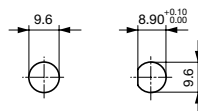
## Dimension [mm]

T9-211/311



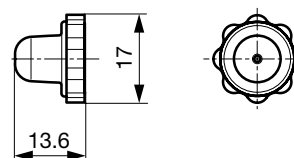
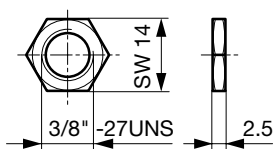
Pannel thickness 0.8 - 5.5 mm

1) max. torque: 0.6Nm



Hexagonal nut TZZ12 / TZZ51

Cover TZZ31 für IP65 optional, see accessory

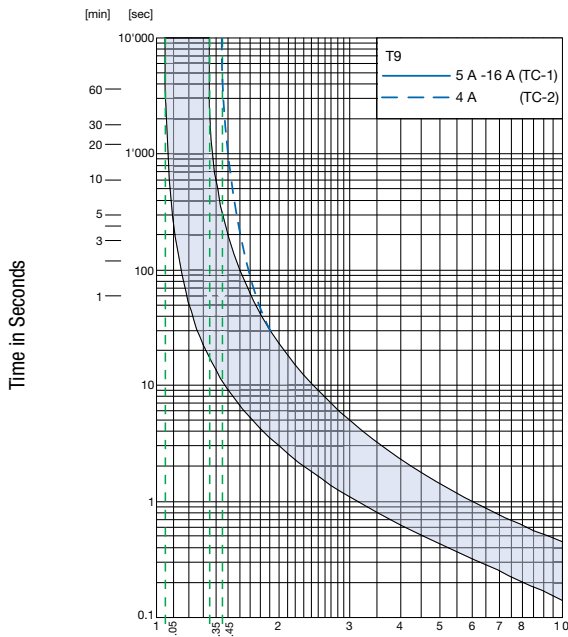


Approval	Rated current	Rated Voltage AC	Rated Voltage DC
UL 1077	3 - 12 A	240 V	48 V
	14 - 16 A	240 V	32 V
CSA 22.2 235	3 - 12 A	240 V	48 V
	14 - 16 A	240 V	32 V
IEC 60934	3 - 12 A	240 V	48 V
	14 - 16 A	240 V	32 V
GB 17701	3 - 12 A	240 V	48 V
	14 - 16 A	240 V	32 V

**Typical internal resistance per pole**

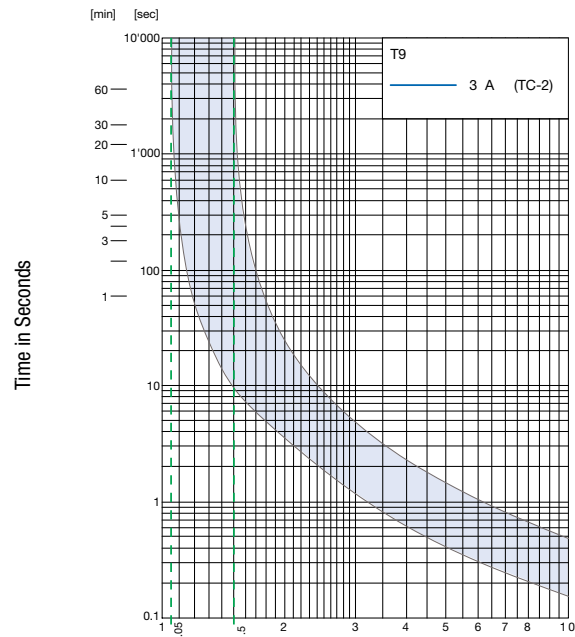
Rated Current [A]	Internal Resistance [mΩ]
3	65.0
4	21.6
5	23.6
6	16.3
7	15.3
8	12.9
10	7.3
12	7.0
14	4.8
15	4.3
16	3.9

**Time-Current-Curves**



Multiple of Rated Current In

Ambient temperature +23°



Multiple of Rated Current In

Ambient temperature +23°

**Effect of ambient temperature**

The units are calibrated for an ambient temperature of +23°C. To determine the rated current for a lower or higher ambient temperature, use a correction factor (typical value) from the table below:

Ambient Temperature [°C]	Correction factor
-5	0,85
+10	0,95
+23	1,00
+40	1,08
+60	1,21

Example: Rated current = 10 A, Environmental temperature = 60 °C, --> Correction factor = 1.21, Resulting current = 12.1 A --> Round to next higher rated current: 13 A

**Accessories**

Part Number	Type	Resources / Description
4404.0039	TZZ31	Protection cover for IP65
4400.0420	TZZ11	Knurled nut nickel-plated
4400.0559	TZZ11-414	Knurled nut black
4400.0425	TZZ12	Additional hexagonal nut nickel-plated
4404.0072	TZZ51	Additional hexagonal nut PA 66

**Variants**

Mounting	Front printing	Rated current	Order Number
Threaded neck short	Rated current not printed on front	3.0 A	4404.0084
Threaded neck short	Rated current not printed on front	4.0 A	4404.0083
Threaded neck short	Rated current not printed on front	5.0 A	4404.0082
Threaded neck short	Rated current not printed on front	6.0	4404.0081
Threaded neck short	Rated current not printed on front	7.0 A	4404.0080
Threaded neck short	Rated current not printed on front	8.0 A	4404.0079
Threaded neck short	Rated current not printed on front	10.0 A	4404.0078
Threaded neck short	Rated current not printed on front	12.0 A	4404.0077
Threaded neck short	Rated current not printed on front	14.0 A	4404.0076
Threaded neck short	Rated current not printed on front	15.0 A	4404.0075
Threaded neck short	Rated current not printed on front	16.0 A	4404.0074

Availability for all products can be searched real-time: <https://www.schurter.com/en/info-center/support-tools/stock-check-distributors>

**Packaging Unit**

100 Pcs

## OUR CERTIFICATE

DiGi provide top-quality products and perfect service for customer worldwide through standardization, technological innovation and continuous improvement. DiGi through third-party certification, we stricly control the quality of products and services. Welcome your RFQ to

Email: [Info@DiGi-Electronics.com](mailto:Info@DiGi-Electronics.com)



Tel: +00 852-30501935

RFQ Email: [Info@DiGi-Electronics.com](mailto:Info@DiGi-Electronics.com)

DiGi is a global authorized distributor of electronic components.