

CB3JB1R50 Datasheet



DiGi Electronics Part Number	CB3JB1R50-DG
Manufacturer	Stackpole Electronics Inc
Manufacturer Product Number	CB3JB1R50
Description	RES 1.5 OHM 5% 3W AXIAL
Detailed Description	1.5 Ohms ±5% 3W Through Hole Resistor Axial Flame Proof, Moisture Resistant, Safety Wirewound

This model CB3JB1R50 is available at DiGi Electronics.

DiGi Electronics offers a global database of semiconductor and electronic component datasheets.

We welcome your inquiries regarding pricing, lead time, or other product-related questions.

 [Request a Quote](#)

 [Datasheet Search](#)



Tel: +00 852-30501935

RFQ Email: Info@DiGi-Electronics.com

DiGi is a global authorized distributor of electronic components.

Purchase and inquiry

Manufacturer Product Number:

CB3JB1R50

Series:

CB

Resistance:

1.5 Ohms

Power (Watts):

3W

Features:

Flame Proof, Moisture Resistant, Safety

Operating Temperature:

-55°C ~ 275°C

Supplier Device Package:

Axial

Height - Seated (Max):

-

Failure Rate:

-

Manufacturer:

Stackpole Electronics Inc

Product Status:

Active

Tolerance:

±5%

Composition:

Wirewound

Temperature Coefficient:

±500ppm/°C

Package / Case:

Axial

Size / Dimension:

0.315" Square x 0.866" L (8.00mm x 22.00mm)

Number of Terminations:

2

Environmental & Export classification

RoHS Status:

ROHS3 Compliant

REACH Status:

REACH Unaffected

HTSUS:

8533.21.0080

Moisture Sensitivity Level (MSL):

Not Applicable

ECCN:

EAR99


CB / MCB Series

Ceramic Housed with Axial Leads Power Resistor

Stackpole Electronics, Inc.
Resistive Product Solutions

Features:

- Fireproof power resistor
- High thermal conductivity
- "M" in MCB stands for metal oxide element
- Standoffs may be available (CBF, MCBF) - contact Stackpole for details
- RoHS compliant, REACH compliant, lead free, and halogen free



Electrical Specifications - CB

Type/Code	Power Rating (W) @ 70°C	Maximum Working Voltage (V)	Maximum Overload Voltage (V)	TCR (ppm/°C) ⁽¹⁾	Ohmic Range (Ω) and Tolerance
					5%, 10%
CB2	2	250	500	± 800	0.056 - 0.1
				± 500	0.12 - 0.2
				± 200	0.22 - 100
CB3	3	300	600	± 800	0.1
				± 500	0.12 - 3
				± 200	3.3 - 100
CB5	5	350	700	± 800	0.1 - 0.15
				± 500	0.18 - 0.68
				± 200	0.75 - 470
CB7	7	500	1000	± 800	0.39 - 0.51
				± 500	0.56 - 0.82
				± 200	0.91 - 470
CB10	10	700	1400	± 800	0.51 - 1
				± 500	1.1 - 2.7
				± 200	3 - 680
CB15	15	700	1400	± 800	0.56 - 1
				± 500	1.3 - 3
				± 200	3.6 - 820

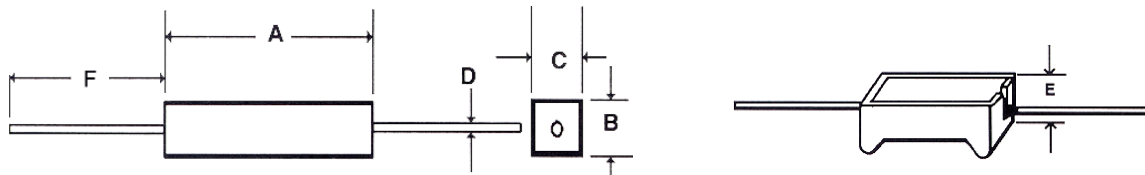
Electrical Specifications - MCB

Type/Code	Power Rating (W) @ 70 °C	Maximum Working Voltage (V)	Maximum Overload Voltage (V)	TCR (ppm/°C) ⁽¹⁾	Ohmic Range (Ω) and Tolerance
					5%, 10%
MCB3	3	300	600	± 200	110 - 51K
MCB5	5	350	700		110 - 51K
MCB7	7	500	1000		510 - 51K
MCB10	10	700	1400		750 - 51K
MCB15	15	700	1400		910 - 51K

(1) Lower TCR may be available for certain values. Contact Stackpole.

Max Voltage Rating = $\sqrt{P \cdot R}$

Mechanical Specifications



Type/Code	A Body Length	B Height	C Width	D Lead Diameter	E (CBF, MCBF only)	F Lead Length	Unit
CB2	0.709 ± 0.047	0.252 ± 0.047	0.252 ± 0.047	0.031 ± 0.004	0.299 ± 0.039	1.000 min.	inches
	18.00 ± 1.20	6.40 ± 1.20	6.40 ± 1.20	0.80 ± 0.10	7.60 ± 1.00	25.40 min.	mm
CB3, MCB3	0.866 ± 0.047	0.315 ± 0.047	0.315 ± 0.047	0.031 ± 0.004	0.374 ± 0.039	1.000 min.	inches
	22.00 ± 1.20	8.00 ± 1.20	8.00 ± 1.20	0.80 ± 0.10	9.50 ± 1.00	25.40 min.	mm

CB / MCB Series

Ceramic Housed with Axial Leads Power Resistor

Stackpole Electronics, Inc.
Resistive Product Solutions

Mechanical Specifications (cont.)

Type/Code	A Body Length	B Height	C Width	D Lead Diameter	E (CBF, MCBF only)	F Lead Length	Unit
CB5, MCB5	0.866 ± 0.047	0.374 ± 0.039	0.374 ± 0.039	0.031 ± 0.004	0.437 ± 0.039	1.000 min.	inches
	22.00 ± 1.20	9.50 ± 1.00	9.50 ± 1.00	0.80 ± 0.10	11.10 ± 1.00	25.40 min.	mm
CB7, MCB7	1.378 ± 0.059	0.374 ± 0.039	0.374 ± 0.039	0.031 ± 0.004	0.500 ± 0.039	1.000 min.	inches
	35.00 ± 1.50	9.50 ± 1.00	9.50 ± 1.00	0.80 ± 0.10	12.70 ± 1.00	25.40 min.	mm
CB10, MCB10	1.890 ± 0.059	0.374 ± 0.039	0.374 ± 0.039	0.031 ± 0.004	0.500 ± 0.039	1.000 min.	inches
	48.00 ± 1.50	9.50 ± 1.00	9.50 ± 1.00	0.80 ± 0.10	12.70 ± 1.00	25.40 min.	mm
CB15, MCB15	1.890 ± 0.059	0.512 ± 0.047	0.512 ± 0.047	0.031 ± 0.004	0.626 ± 0.039	1.000 min.	inches
	48.00 ± 1.50	13.00 ± 1.20	13.00 ± 1.20	0.80 ± 0.10	15.90 ± 1.00	25.40 min.	mm

Performance Characteristics

Test	Test Specification
Moisture Resistance	± 5%
Thermal Shock	± 2%
Load Life @ 70°C - 1000 hours	± 5%
Resistance to Soldering Heat	± 2%
Short Time Overload - 5 x P _n for 5 seconds	± 2%
Dielectric Withstanding Voltage	± 2%

Operating temperature range for CB is -55°C to +275°C

Operating temperature range for MCB is -55°C to +155°C

Power Derating Curve:



Recommended Solder Profile

This information is intended as a reference for solder profiles for Stackpole resistive components. These profiles should be compatible with most soldering processes. These are only recommendations. Actual numbers will depend on board density, geometry, packages used, etc., especially those cells labeled with “*”.

100% Matte Tin / RoHS Compliant Terminations

Soldering iron recommended temperatures: 330°C to 350°C with minimum duration.
Maximum number of reflow cycles: 3.

CB / MCB Series

Ceramic Housed with Axial Leads Power Resistor

Stackpole Electronics, Inc.
Resistive Product Solutions

Wave Soldering

Description	Maximum	Recommended	Minimum
Preheat Time	80 seconds	70 seconds	60 seconds
Temperature Diff.	140°C	120°C	100°C
Solder Temp.	260°C	250°C	240°C
Dwell Time at Max.	10 seconds	5 seconds	*
Ramp DN (°C/sec)	N/A	N/A	N/A

Temperature Diff. = Difference between final preheat stage and soldering stage.

Convection IR Reflow

Description	Maximum	Recommended	Minimum
Ramp Up (°C/sec)	3°C/sec	2°C/sec	*
Dwell Time > 217°C	150 seconds	90 seconds	60 seconds
Solder Temp.	260°C	245°C	*
Dwell Time at Max.	30 seconds	15 seconds	10 seconds
Ramp DN (°C/sec)	6°C/sec	3°C/sec	*

Recommended Lead Free Resistor Reflow Profile



RoHS Compliance

Stackpole Electronics has joined the worldwide effort to reduce the amount of lead in electronic components and to meet the various regulatory requirements now prevalent, such as the European Union's directive regarding "Restrictions on Hazardous Substances" (RoHS 3). As part of this ongoing program, we periodically update this document with the status regarding the availability of our compliant components. All our standard part numbers are compliant to EU Directive 2011/65/EU of the European Parliament as amended by Directive (EU) 2015/863/EU as regards the list of restricted substances.

RoHS Compliance Status

Standard Product Series	Description	Package / Termination Type	Standard Series RoHS Compliant	Lead-Free Termination Composition	Lead-Free Mfg. Effective Date (Std Product Series)	Lead-Free Effective Date Code (YY/WW)
CB	General Purpose Ceramic Housed with Axial Leads Wirewound Resistor	Axial	YES	100% Matte Sn	Jan-06	06/01
MCB	Ceramic Housed General Purpose Metal Oxide Element Resistor	Axial	YES	100% Matte Sn	Jan-06	06/01

CB / MCB Series

Ceramic Housed with Axial Leads Power Resistor

Stackpole Electronics, Inc.
Resistive Product Solutions

“Conflict Metals” Commitment

We at Stackpole Electronics, Inc. are joined with our industry in opposing the use of metals mined in the “conflict region” of the eastern Democratic Republic of the Congo (DRC) in our products. Recognizing that the supply chain for metals used in the electronics industry is very complex, we work closely with our own suppliers to verify to the extent possible that the materials and products we supply do not contain metals sourced from this conflict region. As such, we are in compliance with the requirements of Dodd-Frank Act regarding Conflict Minerals.

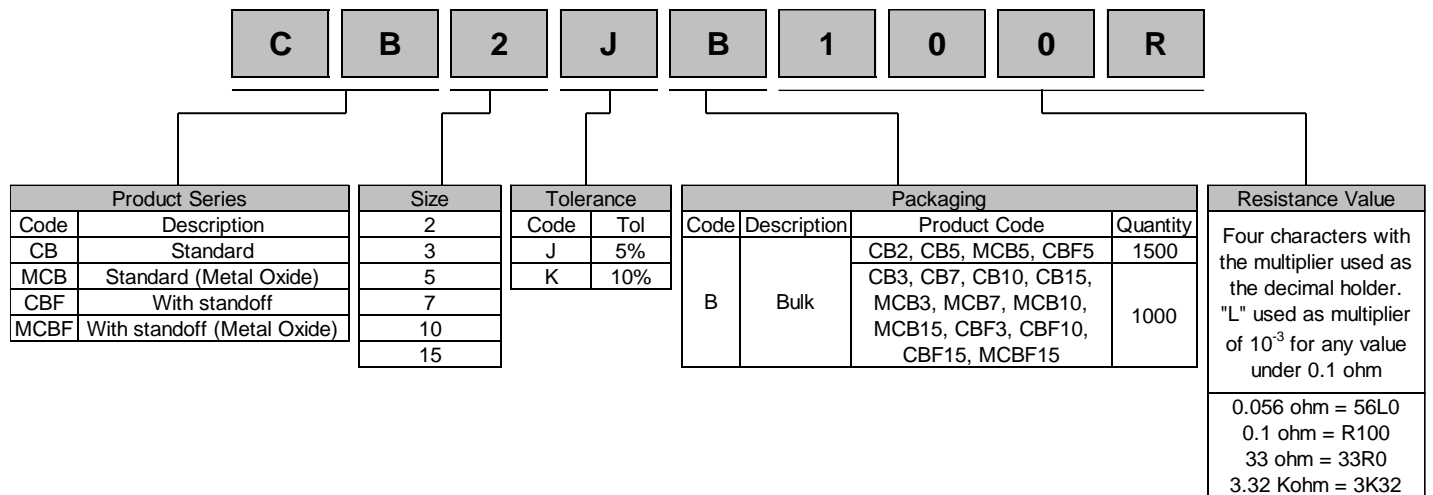
Compliance to “REACH”

We certify that all passive components supplied by Stackpole Electronics, Inc. are SVHC (Substances of Very High Concern) free and compliant with the requirements of EU Directive 1907/2006/EC, “The Registration, Evaluation, Authorization and Restriction of Chemicals”, otherwise referred to as REACH. Contact us for complete list of REACH Substance Candidate List.

Environmental Policy

It is the policy of Stackpole Electronics, Inc. (SEI) to protect the environment in all localities in which we operate. We continually strive to improve our effect on the environment. We observe all applicable laws and regulations regarding the protection of our environment and all requests related to the environment to which we have agreed. We are committed to the prevention of all forms of pollution.

How to Order



OUR CERTIFICATE

DiGi provide top-quality products and perfect service for customer worldwide through standardization, technological innovation and continuous improvement. DiGi through third-party certification, we stricly control the quality of products and services. Welcome your RFQ to

Email: Info@DiGi-Electronics.com



Tel: +00 852-30501935

RFQ Email: Info@DiGi-Electronics.com

DiGi is a global authorized distributor of electronic components.