

# CSR0402FTR680 Datasheet



DiGi Electronics Part Number	CSR0402FTR680-DG
Manufacturer	<a href="#">Stackpole Electronics Inc</a>
Manufacturer Product Number	CSR0402FTR680
Description	RES 0.68 OHM 1% 1/8W 0402
Detailed Description	680 mOhms ±1% 0.125W, 1/8W Chip Resistor 0402 (1005 Metric) Current Sense Thick Film

<https://www.DiGi-Electronics.com>

This model CSR0402FTR680 is available at DiGi Electronics.

DiGi Electronics offers a global database of semiconductor and electronic component datasheets.

We welcome your inquiries regarding pricing, lead time, or other product-related questions.

 [Request a Quote](#)

 [Datasheet Search](#)



Tel: +00 852-30501935

RFQ Email: [Info@DiGi-Electronics.com](mailto:Info@DiGi-Electronics.com)

DiGi is a global authorized distributor of electronic components.

## Purchase and inquiry

Manufacturer Product Number:

CSR0402FTR680

Series:

CSR

Resistance:

680 mOhms

Power (Watts):

0.125W, 1/8W

Features:

Current Sense

Operating Temperature:

-55°C ~ 155°C

Supplier Device Package:

0402

Height - Seated (Max):

0.017" (0.43mm)

Failure Rate:

-

Manufacturer:

Stackpole Electronics Inc

Product Status:

Active

Tolerance:

±1%

Composition:

Thick Film

Temperature Coefficient:

±200ppm/°C

Package / Case:

0402 (1005 Metric)

Size / Dimension:

0.039" L x 0.020" W (1.00mm x 0.50mm)

Number of Terminations:

2

## Environmental & Export classification

RoHS Status:

ROHS3 Compliant

REACH Status:

REACH Unaffected

HTSUS:

8533.21.0030

Moisture Sensitivity Level (MSL):

1 (Unlimited)


ECCN:

EAR99

# CSR / CSRN Series

## Thick Film Current Sensing Resistor

Stackpole Electronics, Inc.  
Resistive Product Solutions



### Features:

- 0201 to 1225 sizes available
- Power ratings to 3 W
- Available in E24 and other common values
- E96 and other values may be available upon request
- RoHS compliant, REACH compliant, lead free and halogen free

### Electrical Specifications

Type/Code	Power Rating (W) @ 70°C	TCR (ppm/°C)	Ohmic Range ( $\Omega$ ) and Tolerance
			1%, 2%, 5%
CSR0201	0.05	$\pm 1000$	0.1 - 0.13
		$\pm 600$	0.15 - 0.5
		$\pm 300$	0.51 - 1
CSR0402	0.125	$\pm 200$ <sup>(1)</sup>	0.05 - 1
CSR0603	0.125	$\pm 300$ <sup>(3)</sup>	0.02 - 0.3
		$\pm 200$ <sup>(2)</sup>	0.33 - 1
CSR0603-HP	0.2	$\pm 400$	0.051 - 0.1
		$\pm 300$	0.11 - 0.5
		$\pm 200$	0.51 - 1
CSR0805	0.25	$\pm 200$ <sup>(3)</sup>	0.02 - 1
CSR0805-HP	0.5	$\pm 400$	0.051 - 0.1
		$\pm 300$	0.102 - 0.5
		$\pm 200$	0.51 - 1
CSR1206	0.5	$\pm 100$ <sup>(2)</sup>	0.01 - 1
CSR1210	0.5	$\pm 600$	0.01 - 0.02
		$\pm 400$	0.022 - 0.051
		$\pm 300$	0.056 - 0.091
		$\pm 200$	0.1 - 1
CSR1210-HP	0.75	$\pm 600$	0.01 - 0.02
		$\pm 400$	0.022 - 0.05
		$\pm 300$	0.051 - 0.091
		$\pm 200$	0.1 - 1
CSR2010	1	$\pm 200$ <sup>(3)</sup>	0.01 - 1
CSRN2010	1	$\pm 200$	0.01 - 1
CSR2512	2	$\pm 200$ <sup>(3)</sup>	0.01 - 1
CSRN2512 <sup>(*)</sup>	2	$\pm 200$	0.01 - 1
CSR1225	3	$\pm 300$	0.003 - 0.004
		$\pm 200$	0.005 - 0.02
		$\pm 150$	0.022 - 0.03
		$\pm 100$	0.033 - 7.5

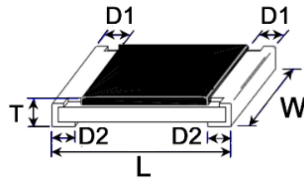
\* AEC-Q200 Compliant

(1) Contact Stackpole for TCR below 500m $\Omega$

(2) Contact Stackpole for TCR below 150m $\Omega$

(3) Contact Stackpole for TCR below 100m $\Omega$

**Mechanical Specifications**



Type/Code	Typical Unit Weight (mg)	L Body Length	W Body Width	T Body Height	D1 Top Termination	D2 Bottom Termination	Unit
CSR0201	0.18	0.024 ± 0.001 0.60 ± 0.03	0.012 ± 0.001 0.30 ± 0.03	0.009 ± 0.002 0.23 ± 0.05	0.005 ± 0.002 0.12 ± 0.05	0.006 ± 0.002 0.15 ± 0.05	inches mm
CSR0402	0.7	0.039 ± 0.002 1.00 ± 0.05	0.020 ± 0.002 0.50 ± 0.05	0.013 ± 0.004 0.32 ± 0.10	0.010 ± 0.004 0.25 ± 0.10	0.008 ± 0.004 0.20 ± 0.10	inches mm
CSR0603	2.0	0.063 ± 0.004 1.60 ± 0.10	0.031 ± 0.004 0.80 ± 0.10	0.018 ± 0.004 0.45 ± 0.10	0.012 ± 0.008 0.30 ± 0.20	0.012 ± 0.008 0.30 ± 0.20	inches mm
CSR0805 CSR0805-HP	4.6	0.079 ± 0.006 2.00 ± 0.15	0.049 ± 0.006 1.25 ± 0.15	0.022 ± 0.004 0.55 ± 0.10	0.012 ± 0.008 0.30 ± 0.20	0.016 ± 0.010 0.40 ± 0.25	inches mm
CSR1206	8.7	0.120 ± 0.006 3.05 ± 0.15	0.061 ± 0.006 1.55 ± 0.15	0.022 ± 0.004 0.55 ± 0.10	0.020 ± 0.012 0.50 ± 0.30	0.016 ± 0.010 0.40 ± 0.25	inches mm
CSR1210	16.0	0.122 ± 0.004 3.10 ± 0.10	0.102 ± 0.006 2.60 ± 0.15	0.022 ± 0.004 0.55 ± 0.10	0.020 ± 0.012 0.50 ± 0.30	0.020 ± 0.010 0.50 ± 0.25	inches mm
CSR2010	27.0	0.197 ± 0.008 5.00 ± 0.20	0.096 ± 0.006 2.45 ± 0.15	0.024 ± 0.006 0.60 ± 0.15	0.024 ± 0.012 0.60 ± 0.30	0.067 ± 0.010 1.70 ± 0.25	inches mm
CSRN2010	23.7	0.197 ± 0.004 5.00 ± 0.10	0.098 ± 0.006 2.50 ± 0.15	0.024 ± 0.006 0.60 ± 0.15	0.024 ± 0.012 0.60 ± 0.30	0.020 ± 0.010 0.50 ± 0.25	inches mm
CSR2512	53.6	0.250 ± 0.004 6.35 ± 0.10	0.122 ± 0.006 3.10 ± 0.15	0.024 ± 0.004 0.60 ± 0.10	0.024 ± 0.012 0.60 ± 0.30	0.083 ± 0.004 2.10 ± 0.10	inches mm
CSRN2512	40.0	0.250 ± 0.004 6.35 ± 0.10	0.122 ± 0.006 3.10 ± 0.15	0.024 ± 0.004 0.60 ± 0.10	0.024 ± 0.012 0.60 ± 0.30	0.022 ± 0.010 0.55 ± 0.25	inches mm

**Mechanical Specifications - Four Terminals**



Type/Code	Typical Unit Weight (mg)	L	W	T	D1	D2	F	Unit
CSR1225	64.9	0.126 ± 0.006 3.20 ± 0.15	0.254 ± 0.006 6.45 ± 0.15	0.035 ± 0.006 0.90 ± 0.15	0.024 ± 0.012 0.60 ± 0.30	0.031 ± 0.010 0.80 ± 0.25	0.090 ± 0.005 2.29 ± 0.13	inches mm

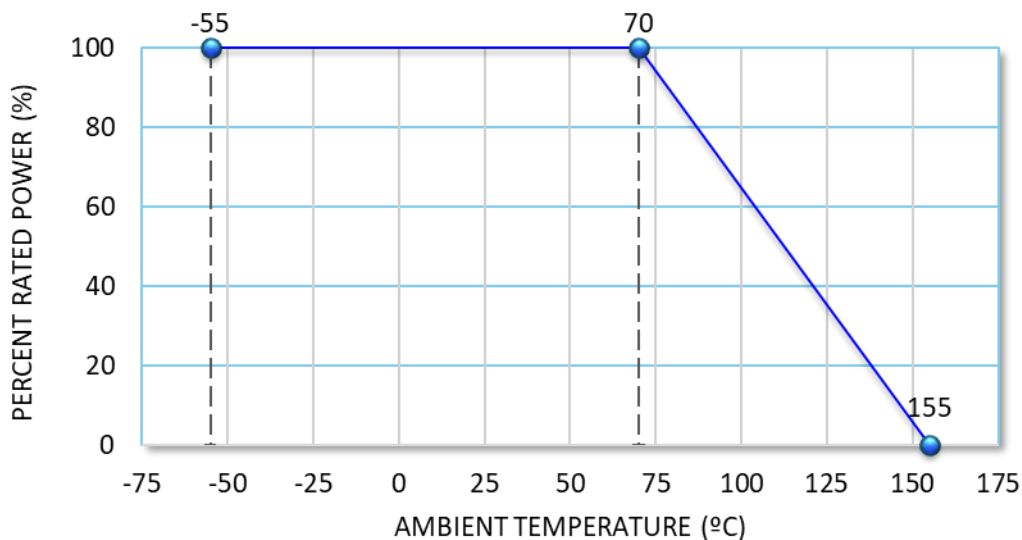
Performance Characteristics				
Test	Test Method	Test Specification	Typical	Test Condition
Temperature Coefficient of Resistance (TCR)	JIS-C-5201-1 4.8 IEC-60115-1 4.8	As per specification	Pass	At 25°C/-55°C and 25°C/+125°C, 25°C is the reference temperature.
Short Time Overload	JIS-C-5201-1 4.13 IEC 60115-1 4.13	$\pm(1\% + 0.05\Omega)$	Pass	RCWV*2.5 or Max. Overload Voltage whichever is lower for 5 seconds
Insulation Resistance	JIS-C-5201-1 4.6 IEC-60115-1 4.6	$\geq 10G$	Pass	Max. Overload voltage for 1 minute
Endurance	JIS-C-5201-1 4.25 IEC-60115-1 4.25.1	0201~0603 $\pm(1\% + 0.05\Omega)$ 0805~2512 $\pm(2\% + 0.05\Omega)$	Pass	70 $\pm$ 2°C, RCWV for 1000 hours with 1.5 hours "ON" and 0.5 hour "OFF"
Damp Heat with Load	JIS-C-5201-1 4.24 IEC-60115-1 4.24	0201~0603 $\pm(0.5\% + 0.05\Omega)$ 0805~2512 $\pm(1\% + 0.05\Omega)$	Pass	40 $\pm$ 2°C, 90~95% R.H., RCWV for 1000 hours with 1.5 hours "ON" and 0.5 hour "OFF"
Dry Heat	JIS-C-5201-1 4.23 IEC-60115-1 4.23.2	0201~0603 $\pm(0.5\% + 0.05\Omega)$ 0805~2512 $\pm(2\% + 0.05\Omega)$	Pass	at 155°C for 1000 hours
Bending Strength	JIS-C-5201-1 4.33 IEC-60115-1 4.33	$\pm(1\% + 0.05\Omega)$	Pass	Bending once for 60 seconds with 3 mm Sizes 2010 and 2512: 2 mm
Solderability	JIS-C-5201-1 4.17 IEC-60115-1 4.17	95% min. coverage	Pass	245 $\pm$ 5°C for 3 seconds
Resistance to Soldering Heat	JIS-C-5201-1 4.18 IEC-60115-1 4.18	$\pm(0.5\% + 0.05\Omega)$	Pass	260 $\pm$ 5°C for 10 seconds
Voltage Proof	JIS-C-5201-1 4.7 IEC-60115-1 4.7	No breakdown or flashover	Pass	1.42 times Max. Operating Voltage for 1 minute. 0201: 50 V; 0402: 100 V; 0603: 150 V; 0805: 300 V 1206/1210/2010/1225: 400 V 2512: 500 V
Leaching	JIS-C-5201-1 4.18 IEC-60068-2-58 8.2.1	Individual leaching area $\leq 5\%$ Total leaching area $\leq 10\%$	Pass	260 $\pm$ 5°C for 30 seconds
Rapid Change of Temperature	JIS-C-5201-1 4.19 IEC-60115-1 4.19	$\pm(0.5\% + 0.05\Omega)$	Pass	-55°C (30 minutes)/+125°C (30 minutes, 5 cycles)

Operating temperature range is -55 to +155°C

RCWV (Rated Continuous Working Voltage) =  $\sqrt{P \cdot R}$  or Max. Operating Voltage whichever is lower.

Recommended storage temperature is 15 to 28°C. Humidity < 80% R.H.

**Power Derating Curve:**

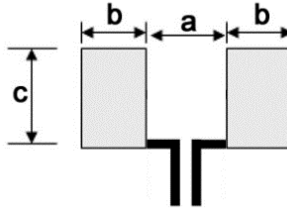


# CSR / CSRN Series

Thick Film Current Sensing Resistor

Stackpole Electronics, Inc.  
Resistive Product Solutions

## Recommended Pad Layout



Type/Code	a	b	c	Unit
CSR0201	0.010 0.25	0.012 0.30	0.016 ± 0.008 0.40 ± 0.20	inches mm
CSR0402	0.020 0.50	0.020 0.50	0.024 ± 0.008 0.60 ± 0.20	inches mm
CSR0603	0.031 0.80	0.039 1.00	0.035 ± 0.008 0.90 ± 0.20	inches mm
CSR0805	0.039 1.00	0.039 1.00	0.053 ± 0.008 1.35 ± 0.20	inches mm
CSR1206	0.079 2.00	0.045 1.15	0.067 ± 0.008 1.70 ± 0.20	inches mm
CSR1210	0.079 2.00	0.045 1.15	0.098 ± 0.008 2.50 ± 0.20	inches mm
CSR2010	0.055 1.40	0.094 2.40	0.110 ± 0.008 2.80 ± 0.20	inches mm
CSRN2010	0.142 3.60	0.055 1.40	0.098 ± 0.008 2.50 ± 0.20	inches mm
CSR2512	0.039 1.00	0.140 3.55	0.126 ± 0.008 3.20 ± 0.20	inches mm
CSRN2512	0.193 4.90	0.063 1.60	0.126 ± 0.008 3.20 ± 0.20	inches mm
CSR1225	0.047 1.20	0.079 2.00	0.276 ± 0.008 7.00 ± 0.20	inches mm

## Recommended Solder Profile

This information is intended as a reference for solder profiles for Stackpole resistive components. These profiles should be compatible with most soldering processes. These are only recommendations. Actual numbers will depend on board density, geometry, packages used, etc., especially those cells labeled with “\*”.

## 100% Matte Tin / RoHS Compliant Terminations

Soldering iron recommended temperatures: 330 to 350°C with minimum duration.  
Maximum number of reflow cycles: 3.

### Wave Soldering

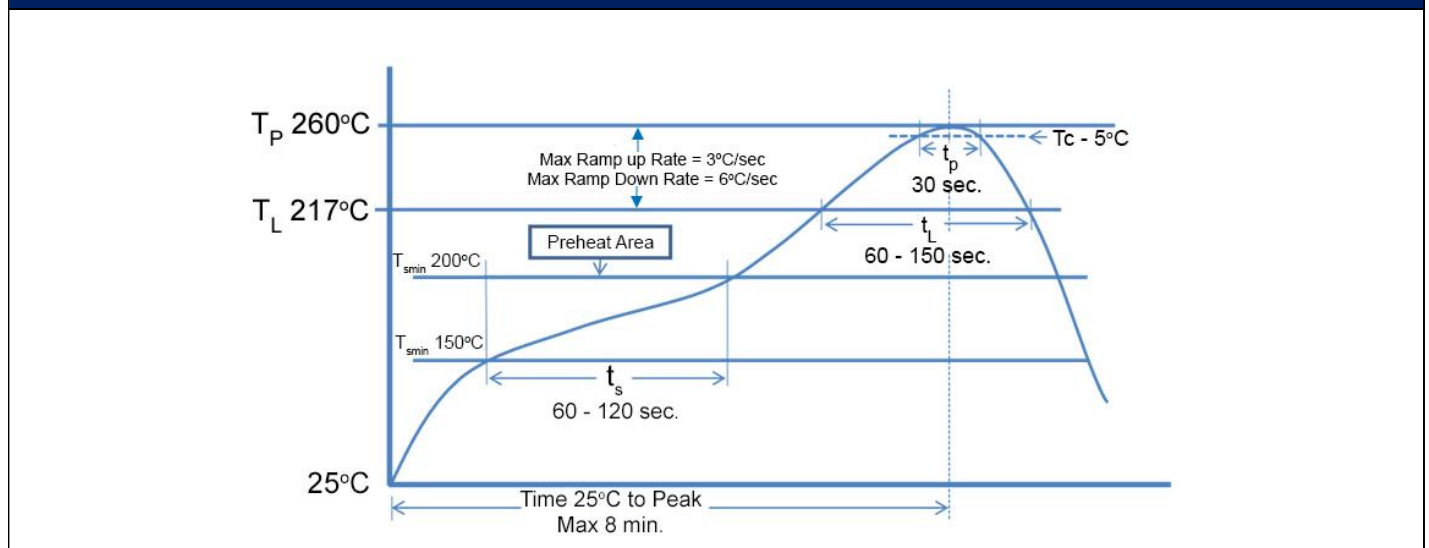
Description	Maximum	Recommended	Minimum
Preheat Time	80 seconds	70 seconds	60 seconds
Temperature Diff.	140°C	120°C	100°C
Solder Temp.	260°C	250°C	240°C
Dwell Time at Max.	10 seconds	5 seconds	*
Ramp DN (°C/sec)	N/A	N/A	N/A

Temperature Diff. = Difference between final preheat stage and soldering stage.

### Convection IR Reflow

Description	Maximum	Recommended	Minimum
Ramp Up (°C/sec)	3°C/sec	2°C/sec	*
Dwell Time > 217°C	150 seconds	90 seconds	60 seconds
Solder Temp.	260°C	245°C	*
Dwell Time at Max.	30 seconds	15 seconds	10 seconds
Ramp DN (°C/sec)	6°C/sec	3°C/sec	*

### Recommended Reflow Profile

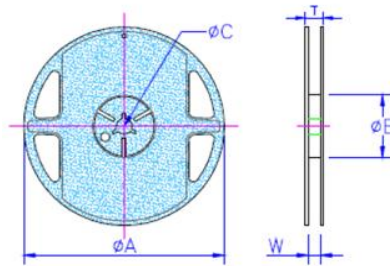


# CSR / CSRN Series

## Thick Film Current Sensing Resistor

Stackpole Electronics, Inc.  
Resistive Product Solutions

### Reel Specifications



Type/Code	A	B	C	W	T	Unit
0201	7.008 ± 0.039 178.00 ± 1.00	2.362 ± 0.039 60.00 ± 1.00	0.531 ± 0.028 13.50 ± 0.70	0.374 ± 0.004 9.50 ± 0.10	0.453 ± 0.039 11.50 ± 1.00	inches mm
0402	7.008 ± 0.039 178.00 ± 1.00	2.362 ± 0.039 60.00 ± 1.00	0.531 ± 0.028 13.50 ± 0.70	0.374 ± 0.004 9.50 ± 0.10	0.453 ± 0.039 11.50 ± 1.00	inches mm
0603	7.008 ± 0.039 178.00 ± 1.00	2.362 ± 0.039 60.00 ± 1.00	0.531 ± 0.028 13.50 ± 0.70	0.374 ± 0.004 9.50 ± 0.10	0.453 ± 0.039 11.50 ± 1.00	inches mm
0805	7.008 ± 0.039 178.00 ± 1.00	2.362 ± 0.039 60.00 ± 1.00	0.531 ± 0.028 13.50 ± 0.70	0.374 ± 0.004 9.50 ± 0.10	0.453 ± 0.039 11.50 ± 1.00	inches mm
1206	7.008 ± 0.039 178.00 ± 1.00	2.362 ± 0.039 60.00 ± 1.00	0.531 ± 0.028 13.50 ± 0.70	0.374 ± 0.004 9.50 ± 0.10	0.453 ± 0.039 11.50 ± 1.00	inches mm
1210	7.008 ± 0.039 178.00 ± 1.00	2.362 ± 0.039 60.00 ± 1.00	0.531 ± 0.028 13.50 ± 0.70	0.374 ± 0.004 9.50 ± 0.10	0.453 ± 0.039 11.50 ± 1.00	inches mm
2010	7.008 ± 0.039 178.00 ± 1.00	2.362 ± 0.039 60.00 ± 1.00	0.531 ± 0.028 13.50 ± 0.70	0.531 ± 0.039 13.50 ± 1.00	0.610 ± 0.039 15.50 ± 1.00	inches mm
2512	7.008 ± 0.039 178.00 ± 1.00	2.362 ± 0.039 60.00 ± 1.00	0.531 ± 0.028 13.50 ± 0.70	0.531 ± 0.039 13.50 ± 1.00	0.610 ± 0.039 15.50 ± 1.00	inches mm
1225	7.008 ± 0.039 178.00 ± 1.00	2.362 ± 0.039 60.00 ± 1.00	0.531 ± 0.028 13.50 ± 0.70	0.531 ± 0.039 13.50 ± 1.00	0.610 ± 0.039 15.50 ± 1.00	inches mm

**Packaging Specifications - Paper Tape**



Size	A	B	W	E	F	Unit
0201	0.015 ± 0.002 0.38 ± 0.05	0.027 ± 0.002 0.68 ± 0.05	0.315 ± 0.004 8.00 ± 0.10	0.069 ± 0.002 1.75 ± 0.05	0.138 ± 0.002 3.50 ± 0.05	inches mm
0402	0.026 ± 0.004 0.65 ± 0.10	0.045 ± 0.004 1.15 ± 0.10	0.315 ± 0.008 8.00 ± 0.20	0.069 ± 0.004 1.75 ± 0.10	0.138 ± 0.002 3.50 ± 0.05	inches mm
0603	0.043 ± 0.004 1.10 ± 0.10	0.075 ± 0.004 1.90 ± 0.10	0.315 ± 0.008 8.00 ± 0.20	0.069 ± 0.004 1.75 ± 0.10	0.138 ± 0.002 3.50 ± 0.05	inches mm
0805	0.063 ± 0.004 1.60 ± 0.10	0.094 ± 0.008 2.40 ± 0.20	0.315 ± 0.008 8.00 ± 0.20	0.069 ± 0.004 1.75 ± 0.10	0.138 ± 0.002 3.50 ± 0.05	inches mm
1206	0.075 ± 0.004 1.90 ± 0.10	0.138 ± 0.008 3.50 ± 0.20	0.315 ± 0.008 8.00 ± 0.20	0.069 ± 0.004 1.75 ± 0.10	0.138 ± 0.002 3.50 ± 0.05	inches mm
1210	0.114 ± 0.004 2.90 ± 0.10	0.138 ± 0.008 3.50 ± 0.20	0.315 ± 0.008 8.00 ± 0.20	0.069 ± 0.004 1.75 ± 0.10	0.138 ± 0.002 3.50 ± 0.05	inches mm
Size	P0	P1	P2	D0	T	Unit
0201	0.157 ± 0.004 4.00 ± 0.10	0.079 ± 0.002 2.00 ± 0.05	0.079 ± 0.004 2.00 ± 0.10	0.059 +0.004/-0 1.50 +0.10/-0	0.017 ± 0.008 0.42 ± 0.20	inches mm
0402	0.157 ± 0.004 4.00 ± 0.10	0.079 ± 0.002 2.00 ± 0.05	0.079 ± 0.002 2.00 ± 0.05	0.059 +0.004/-0 1.50 +0.10/-0	0.018 ± 0.004 0.45 ± 0.10	inches mm
0603	0.157 ± 0.004 4.00 ± 0.10	0.157 ± 0.002 4.00 ± 0.05	0.079 ± 0.002 2.00 ± 0.05	0.059 +0.004/-0 1.50 +0.10/-0	0.028 ± 0.004 0.70 ± 0.10	inches mm
0805	0.157 ± 0.004 4.00 ± 0.10	0.157 ± 0.002 4.00 ± 0.05	0.079 ± 0.002 2.00 ± 0.05	0.059 +0.004/-0 1.50 +0.10/-0	0.033 ± 0.004 0.85 ± 0.10	inches mm
1206	0.157 ± 0.004 4.00 ± 0.10	0.157 ± 0.002 4.00 ± 0.05	0.079 ± 0.002 2.00 ± 0.05	0.059 +0.004/-0 1.50 +0.10/-0	0.033 ± 0.004 0.85 ± 0.10	inches mm
1210	0.157 ± 0.004 4.00 ± 0.10	0.157 ± 0.002 4.00 ± 0.05	0.079 ± 0.002 2.00 ± 0.05	0.059 +0.004/-0 1.50 +0.10/-0	0.033 ± 0.004 0.85 ± 0.10	inches mm

**Packaging Specifications - Plastic Tape**



Size	A	B	W	E	F	Unit
2010	0.110 ± 0.004 2.80 ± 0.10	0.217 ± 0.004 5.50 ± 0.10	0.472 ± 0.012 12.00 ± 0.30	0.069 ± 0.004 1.75 ± 0.10	0.217 ± 0.002 5.50 ± 0.05	inches mm
2512	0.133 ± 0.004 3.38 ± 0.10	0.263 ± 0.004 6.68 ± 0.10	0.472 ± 0.012 12.00 ± 0.30	0.069 ± 0.004 1.75 ± 0.10	0.217 ± 0.004 5.50 ± 0.10	inches mm
1225	0.133 ± 0.004 3.38 ± 0.10	0.263 ± 0.004 6.68 ± 0.10	0.472 ± 0.012 12.00 ± 0.30	0.069 ± 0.004 1.75 ± 0.10	0.217 ± 0.004 5.50 ± 0.10	inches mm
Size	P0	P1	P2	D0	T	Unit
2010	0.157 ± 0.002 4.00 ± 0.05	0.157 ± 0.004 4.00 ± 0.10	0.079 ± 0.002 2.00 ± 0.05	0.059 +0.004/-0 1.50 +0.10, -0	0.039 ± 0.008 1.00 ± 0.20	inches mm
2512	0.157 ± 0.004 4.00 ± 0.10	0.157 ± 0.004 4.00 ± 0.10	0.079 ± 0.002 2.00 ± 0.05	0.061 +0.002/-0 1.55 +0.05, -0	0.057 ± 0.008 1.45 ± 0.20	inches mm
1225	0.157 ± 0.004 4.00 ± 0.10	0.157 ± 0.004 4.00 ± 0.10	0.079 ± 0.002 2.00 ± 0.05	0.061 +0.002/-0 1.55 +0.05, -0	0.057 ± 0.008 1.45 ± 0.20	inches mm

**Marking Instructions**

0201 and 0402 sizes are not marked.

0603 size has three-character marking with examples shown in the table below.

- 1% and 5% marking is the same
- E96 values are only available in 1% tolerance
- If the value has two significant digits, the marking is "R" plus the two significant digits (e.g. R10 = 100 mΩ)
- If the value has three significant digits, the marking is the three significant digits underlined (e.g. 047 = 47 mΩ)

0805 and larger sizes have four-character marking for both 1% and 5% tolerances.

Size	Ohmic Value					
	5 mΩ	20 mΩ	25 mΩ	100 mΩ	221 mΩ	250 mΩ
0201/0402	No marking					
0603 1%	NA	R02	<u>025</u>	R10	<u>221</u>	R25
0603 5%	NA	R02	<u>025</u>	R10	NA	R25
0805 and larger 1%	R005	R020	R025	R100	R221	R250
0805 and larger 5%	R005	R020	R025	R100	NA	R250

**RoHS Compliance**

Stackpole Electronics has joined the worldwide effort to reduce the amount of lead in electronic components and to meet the various regulatory requirements now prevalent, such as the European Union’s directive regarding “Restrictions on Hazardous Substances” (RoHS 3). As part of this ongoing program, we periodically update this document with the status regarding the availability of our compliant components. All our standard part numbers are compliant to EU Directive 2011/65/EU of the European Parliament as amended by Directive (EU) 2015/863/EU as regards the list of restricted substances.

RoHS Compliance Status						
Standard Product Series	Description	Package / Termination Type	Standard Series RoHS Compliant	Lead-Free Termination Composition	Lead-Free Mfg. Effective Date (Std Product Series)	Lead-Free Effective Date Code (YY/WW)
CSR	Thick Film Current Sensing Surface Mount Chip Resistor	SMD	YES	100% Matte Sn over Ni	May-04	04/18
CSRN	Thick Film Current Sensing Surface Mount Chip Resistor, Narrow	SMD	YES	100% Matte Sn over Ni	May-04	04/18

**“Conflict Metals” Commitment**

We at Stackpole Electronics, Inc. are joined with our industry in opposing the use of metals mined in the “conflict region” of the eastern Democratic Republic of the Congo (DRC) in our products. Recognizing that the supply chain for metals used in the electronics industry is very complex, we work closely with our own suppliers to verify to the extent possible that the materials and products we supply do not contain metals sourced from this conflict region. As such, we are in compliance with the requirements of Dodd-Frank Act regarding Conflict Minerals.

**Compliance to “REACH”**

We certify that all passive components supplied by Stackpole Electronics, Inc. are SVHC (Substances of Very High Concern) free and compliant with the requirements of EU Directive 1907/2006/EC, “The Registration, Evaluation, Authorization and Restriction of Chemicals”, otherwise referred to as REACH. Contact us for complete list of REACH Substance Candidate List.

**Environmental Policy**

It is the policy of Stackpole Electronics, Inc. (SEI) to protect the environment in all localities in which we operate. We continually strive to improve our effect on the environment. We observe all applicable laws and regulations regarding the protection of our environment and all requests related to the environment to which we have agreed. We are committed to the prevention of all forms of pollution.

**How to Order**

<b>C</b>	<b>S</b>	<b>R</b>	<b>1</b>	<b>2</b>	<b>0</b>	<b>6</b>	<b>F</b>	<b>T</b>	<b>1</b>	<b>0</b>	<b>L</b>	<b>0</b>	<b>-</b>	<b>H</b>	<b>P</b>
----------	----------	----------	----------	----------	----------	----------	----------	----------	----------	----------	----------	----------	----------	----------	----------

Product Series		Size		Tolerance		Packaging				Resistance Value	Special	
Code	Description	Code	W	Code	Tol	Code	Description	Size	Quantity	Four characters with the multiplier used as the decimal holder. "L" used as multiplier of 10 <sup>-3</sup> for any value under 0.1 ohm  0.051 ohm = 51L0 0.35 ohm = R350 1 ohm = 1R00	Code	Description
CSR	Standard	0201	0.05	F	1%	T	7" Reel Paper Tape	0201, 0402	10000			blank
CSRN	Narrow Terminations	0402	0.125	G	2%			0603, 0805	5000			
		0603	0.125	J	5%	1206, 1210	2000					
		0603-HP	0.2			7" Reel Plastic Tape	2010, 2512	4000				
		0805	0.25				1225	2000				
		0805-HP	0.5			7" Reel Paper Tape	0402, 0603	1000				
		1206	0.5				0805, 1206					
		1210	0.5			7" Reel Plastic Tape	2010, 2512, 1225					
		1210-HP	0.75									
		2010	1									
		2512	2									
		1225	3									

(1) MOQ for K packaging is 5000 pieces

## OUR CERTIFICATE

DiGi provide top-quality products and perfect service for customer worldwide through standardization, technological innovation and continuous improvement. DiGi through third-party certification, we stricly control the quality of products and services. Welcome your RFQ to

Email: [Info@DiGi-Electronics.com](mailto:Info@DiGi-Electronics.com)



Tel: +00 852-30501935

RFQ Email: [Info@DiGi-Electronics.com](mailto:Info@DiGi-Electronics.com)

DiGi is a global authorized distributor of electronic components.