

CSRN2010JTR240 Datasheet

www.digi-electronics.com



<https://www.DiGi-Electronics.com>

DiGi Electronics Part Number	CSRN2010JTR240-DG
Manufacturer	Stackpole Electronics Inc
Manufacturer Product Number	CSRN2010JTR240
Description	RES 0.24 OHM 5% 1W 2010
Detailed Description	240 mOhms ±5% 1W Chip Resistor 2010 (5025 Metric) Current Sense Thick Film

This model CSRN2010JTR240 is available at DiGi Electronics.

DiGi Electronics offers a global database of semiconductor and electronic component datasheets.

We welcome your inquiries regarding pricing, lead time, or other product-related questions.

 [Request a Quote](#)

 [Datasheet Search](#)



Tel: +00 852-30501935

RFQ Email: Info@DiGi-Electronics.com

DiGi is a global authorized distributor of electronic components.

Purchase and inquiry

Manufacturer Product Number:

CSRN2010JTR240

Series:

CSRN

Resistance:

240 mOhms

Power (Watts):

1W

Features:

Current Sense

Operating Temperature:

-55°C ~ 155°C

Supplier Device Package:

2010

Size / Dimension:

0.197" L x 0.097" W (5.00mm x 2.45mm)

Number of Terminations:

2

Manufacturer:

Stackpole Electronics Inc

Product Status:

Active

Tolerance:

±5%

Composition:

Thick Film

Temperature Coefficient:

±250ppm/°C

Package / Case:

2010 (5025 Metric)

Ratings:

-

Height - Seated (Max):

0.030" (0.75mm)

Failure Rate:

-

Environmental & Export classification

RoHS Status:

ROHS3 Compliant

REACH Status:

REACH Unaffected

HTSUS:

8533.21.0030

Moisture Sensitivity Level (MSL):

1 (Unlimited)


ECCN:

EAR99

CSR / CSRN Series

Thick Film Current Sensing Resistor

Stackpole Electronics, Inc.
Resistive Product Solutions



Features:

- 0201 to 1225 sizes available
- Power ratings to 3 W
- Available in E24 and other common values
- E96 and other values may be available upon request
- RoHS compliant, REACH compliant, lead free and halogen free

Electrical Specifications			
Type/Code	Power Rating (W) @ 70°C	TCR (ppm/°C)	Ohmic Range (Ω) and Tolerance
			1%, 2%, 5%
CSR0201	0.05	± 1000	0.1 - 0.13
		± 600	0.15 - 0.5
		± 300	0.51 - 1
CSR0402	0.125	± 200 ⁽¹⁾	0.05 - 1
CSR0603	0.125	± 300 ⁽³⁾	0.02 - 0.3
		± 200 ⁽²⁾	0.33 - 1
CSR0603-HP	0.2	± 400	0.051 - 0.1
		± 300	0.11 - 0.5
		± 200	0.51 - 1
CSR0805	0.25	± 200 ⁽³⁾	0.02 - 1
CSR0805-HP	0.5	± 400	0.051 - 0.1
		± 300	0.102 - 0.5
		± 200	0.51 - 1
CSR1206	0.5	± 100 ⁽²⁾	0.01 - 1
CSR1210	0.5	± 600	0.01 - 0.02
		± 400	0.022 - 0.051
		± 300	0.056 - 0.091
		± 200	0.1 - 1
CSR1210-HP	0.75	± 600	0.01 - 0.02
		± 400	0.022 - 0.05
		± 300	0.051 - 0.091
		± 200	0.1 - 1
CSR2010	1	± 200 ⁽³⁾	0.01 - 1
CSRN2010	1	± 200	0.01 - 1
CSR2512	2	± 200 ⁽³⁾	0.01 - 1
CSRN2512 ^(*)	2	± 200	0.01 - 1
CSR1225	3	± 300	0.003 - 0.004
		± 200	0.005 - 0.02
		± 150	0.022 - 0.03
		± 100	0.033 - 7.5

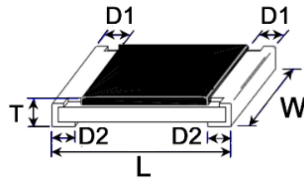
* AEC-Q200 Compliant

(1) Contact Stackpole for TCR below 500mΩ

(2) Contact Stackpole for TCR below 150mΩ

(3) Contact Stackpole for TCR below 100mΩ

Mechanical Specifications



Type/Code	Typical Unit Weight (mg)	L Body Length	W Body Width	T Body Height	D1 Top Termination	D2 Bottom Termination	Unit
CSR0201	0.18	0.024 ± 0.001 0.60 ± 0.03	0.012 ± 0.001 0.30 ± 0.03	0.009 ± 0.002 0.23 ± 0.05	0.005 ± 0.002 0.12 ± 0.05	0.006 ± 0.002 0.15 ± 0.05	inches mm
CSR0402	0.7	0.039 ± 0.002 1.00 ± 0.05	0.020 ± 0.002 0.50 ± 0.05	0.013 ± 0.004 0.32 ± 0.10	0.010 ± 0.004 0.25 ± 0.10	0.008 ± 0.004 0.20 ± 0.10	inches mm
CSR0603	2.0	0.063 ± 0.004 1.60 ± 0.10	0.031 ± 0.004 0.80 ± 0.10	0.018 ± 0.004 0.45 ± 0.10	0.012 ± 0.008 0.30 ± 0.20	0.012 ± 0.008 0.30 ± 0.20	inches mm
CSR0805 CSR0805-HP	4.6	0.079 ± 0.006 2.00 ± 0.15	0.049 ± 0.006 1.25 ± 0.15	0.022 ± 0.004 0.55 ± 0.10	0.012 ± 0.008 0.30 ± 0.20	0.016 ± 0.010 0.40 ± 0.25	inches mm
CSR1206	8.7	0.120 ± 0.006 3.05 ± 0.15	0.061 ± 0.006 1.55 ± 0.15	0.022 ± 0.004 0.55 ± 0.10	0.020 ± 0.012 0.50 ± 0.30	0.016 ± 0.010 0.40 ± 0.25	inches mm
CSR1210	16.0	0.122 ± 0.004 3.10 ± 0.10	0.102 ± 0.006 2.60 ± 0.15	0.022 ± 0.004 0.55 ± 0.10	0.020 ± 0.012 0.50 ± 0.30	0.020 ± 0.010 0.50 ± 0.25	inches mm
CSR2010	27.0	0.197 ± 0.008 5.00 ± 0.20	0.096 ± 0.006 2.45 ± 0.15	0.024 ± 0.006 0.60 ± 0.15	0.024 ± 0.012 0.60 ± 0.30	0.067 ± 0.010 1.70 ± 0.25	inches mm
CSRN2010	23.7	0.197 ± 0.004 5.00 ± 0.10	0.098 ± 0.006 2.50 ± 0.15	0.024 ± 0.006 0.60 ± 0.15	0.024 ± 0.012 0.60 ± 0.30	0.020 ± 0.010 0.50 ± 0.25	inches mm
CSR2512	53.6	0.250 ± 0.004 6.35 ± 0.10	0.122 ± 0.006 3.10 ± 0.15	0.024 ± 0.004 0.60 ± 0.10	0.024 ± 0.012 0.60 ± 0.30	0.083 ± 0.004 2.10 ± 0.10	inches mm
CSRN2512	40.0	0.250 ± 0.004 6.35 ± 0.10	0.122 ± 0.006 3.10 ± 0.15	0.024 ± 0.004 0.60 ± 0.10	0.024 ± 0.012 0.60 ± 0.30	0.022 ± 0.010 0.55 ± 0.25	inches mm

Mechanical Specifications - Four Terminals



Type/Code	Typical Unit Weight (mg)	L	W	T	D1	D2	F	Unit
CSR1225	64.9	0.126 ± 0.006 3.20 ± 0.15	0.254 ± 0.006 6.45 ± 0.15	0.035 ± 0.006 0.90 ± 0.15	0.024 ± 0.012 0.60 ± 0.30	0.031 ± 0.010 0.80 ± 0.25	0.090 ± 0.005 2.29 ± 0.13	inches mm

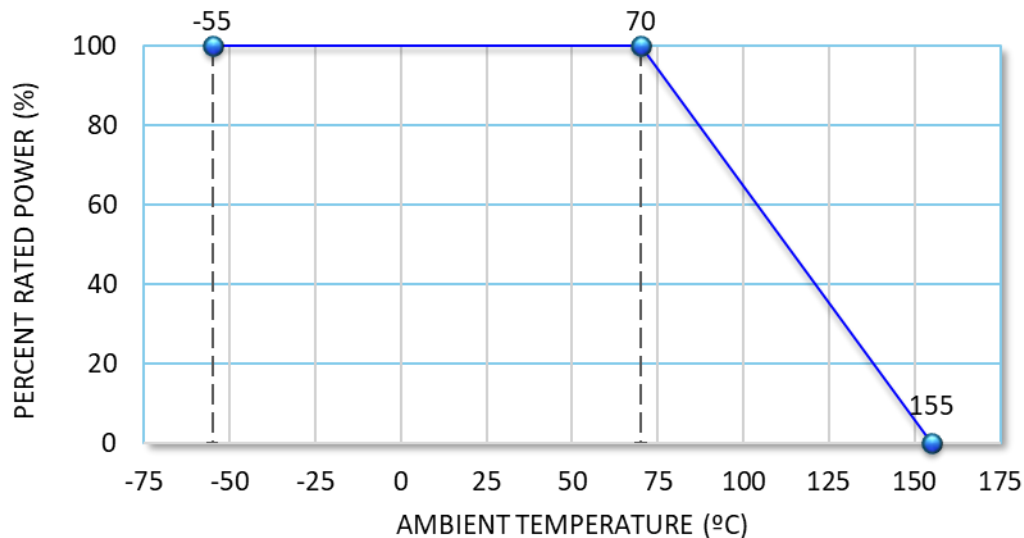
Performance Characteristics				
Test	Test Method	Test Specification	Typical	Test Condition
Temperature Coefficient of Resistance (TCR)	JIS-C-5201-1 4.8 IEC-60115-1 4.8	As per specification	Pass	At 25°C/-55°C and 25°C/+125°C, 25°C is the reference temperature.
Short Time Overload	JIS-C-5201-1 4.13 IEC 60115-1 4.13	±(1% + 0.05Ω)	Pass	RCWV*2.5 or Max. Overload Voltage whichever is lower for 5 seconds
Insulation Resistance	JIS-C-5201-1 4.6 IEC-60115-1 4.6	≥ 10G	Pass	Max. Overload voltage for 1 minute
Endurance	JIS-C-5201-1 4.25 IEC-60115-1 4.25.1	0201~0603 ±(1% + 0.05Ω) 0805~2512 ±(2% + 0.05Ω)	Pass	70 ± 2°C, RCWV for 1000 hours with 1.5 hours "ON" and 0.5 hour "OFF"
Damp Heat with Load	JIS-C-5201-1 4.24 IEC-60115-1 4.24	0201~0603 ±(0.5% + 0.05Ω) 0805~2512 ±(1% + 0.05Ω)	Pass	40 ± 2°C, 90~95% R.H., RCWV for 1000 hours with 1.5 hours "ON" and 0.5 hour "OFF"
Dry Heat	JIS-C-5201-1 4.23 IEC-60115-1 4.23.2	0201~0603 ±(0.5% + 0.05Ω) 0805~2512 ±(2% + 0.05Ω)	Pass	at 155°C for 1000 hours
Bending Strength	JIS-C-5201-1 4.33 IEC-60115-1 4.33	±(1% + 0.05Ω)	Pass	Bending once for 60 seconds with 3 mm Sizes 2010 and 2512: 2 mm
Solderability	JIS-C-5201-1 4.17 IEC-60115-1 4.17	95% min. coverage	Pass	245 ± 5°C for 3 seconds
Resistance to Soldering Heat	JIS-C-5201-1 4.18 IEC-60115-1 4.18	±(0.5% + 0.05Ω)	Pass	260 ± 5°C for 10 seconds
Voltage Proof	JIS-C-5201-1 4.7 IEC-60115-1 4.7	No breakdown or flashover	Pass	1.42 times Max. Operating Voltage for 1 minute. 0201: 50 V; 0402: 100 V; 0603: 150 V; 0805: 300 V 1206/1210/2010/1225: 400 V 2512: 500 V
Leaching	JIS-C-5201-1 4.18 IEC-60068-2-58 8.2.1	Individual leaching area ≤ 5% Total leaching area ≤ 10%	Pass	260 ±5°C for 30 seconds
Rapid Change of Temperature	JIS-C-5201-1 4.19 IEC-60115-1 4.19	±(0.5% + 0.05Ω)	Pass	-55°C (30 minutes)/+125°C (30 minutes, 5 cycles)

Operating temperature range is -55 to +155°C

RCWV (Rated Continuous Working Voltage) = √(P*R) or Max. Operating Voltage whichever is lower.

Recommended storage temperature is 15 to 28°C. Humidity < 80% R.H.

Power Derating Curve:



Recommended Pad Layout



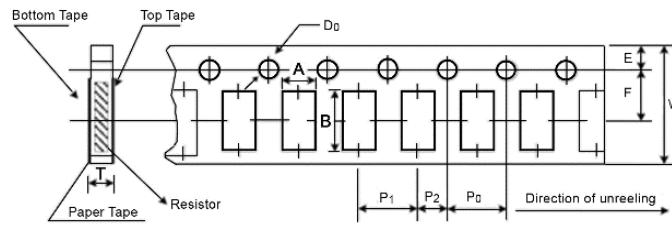
Type/Code	a	b	c	Unit
CSR0201	0.010 0.25	0.012 0.30	0.016 ± 0.008 0.40 ± 0.20	inches mm
CSR0402	0.020 0.50	0.020 0.50	0.024 ± 0.008 0.60 ± 0.20	inches mm
CSR0603	0.031 0.80	0.039 1.00	0.035 ± 0.008 0.90 ± 0.20	inches mm
CSR0805	0.039 1.00	0.039 1.00	0.053 ± 0.008 1.35 ± 0.20	inches mm
CSR1206	0.079 2.00	0.045 1.15	0.067 ± 0.008 1.70 ± 0.20	inches mm
CSR1210	0.079 2.00	0.045 1.15	0.098 ± 0.008 2.50 ± 0.20	inches mm
CSR2010	0.055 1.40	0.094 2.40	0.110 ± 0.008 2.80 ± 0.20	inches mm
CSRN2010	0.142 3.60	0.055 1.40	0.098 ± 0.008 2.50 ± 0.20	inches mm
CSR2512	0.039 1.00	0.140 3.55	0.126 ± 0.008 3.20 ± 0.20	inches mm
CSRN2512	0.193 4.90	0.063 1.60	0.126 ± 0.008 3.20 ± 0.20	inches mm
CSR1225	0.047 1.20	0.079 2.00	0.276 ± 0.008 7.00 ± 0.20	inches mm

Reel Specifications



Type/Code	A	B	C	W	T	Unit
0201	7.008 ± 0.039 178.00 ± 1.00	2.362 ± 0.039 60.00 ± 1.00	0.531 ± 0.028 13.50 ± 0.70	0.374 ± 0.004 9.50 ± 0.10	0.453 ± 0.039 11.50 ± 1.00	inches mm
0402	7.008 ± 0.039 178.00 ± 1.00	2.362 ± 0.039 60.00 ± 1.00	0.531 ± 0.028 13.50 ± 0.70	0.374 ± 0.004 9.50 ± 0.10	0.453 ± 0.039 11.50 ± 1.00	inches mm
0603	7.008 ± 0.039 178.00 ± 1.00	2.362 ± 0.039 60.00 ± 1.00	0.531 ± 0.028 13.50 ± 0.70	0.374 ± 0.004 9.50 ± 0.10	0.453 ± 0.039 11.50 ± 1.00	inches mm
0805	7.008 ± 0.039 178.00 ± 1.00	2.362 ± 0.039 60.00 ± 1.00	0.531 ± 0.028 13.50 ± 0.70	0.374 ± 0.004 9.50 ± 0.10	0.453 ± 0.039 11.50 ± 1.00	inches mm
1206	7.008 ± 0.039 178.00 ± 1.00	2.362 ± 0.039 60.00 ± 1.00	0.531 ± 0.028 13.50 ± 0.70	0.374 ± 0.004 9.50 ± 0.10	0.453 ± 0.039 11.50 ± 1.00	inches mm
1210	7.008 ± 0.039 178.00 ± 1.00	2.362 ± 0.039 60.00 ± 1.00	0.531 ± 0.028 13.50 ± 0.70	0.374 ± 0.004 9.50 ± 0.10	0.453 ± 0.039 11.50 ± 1.00	inches mm
2010	7.008 ± 0.039 178.00 ± 1.00	2.362 ± 0.039 60.00 ± 1.00	0.531 ± 0.028 13.50 ± 0.70	0.531 ± 0.039 13.50 ± 1.00	0.610 ± 0.039 15.50 ± 1.00	inches mm
2512	7.008 ± 0.039 178.00 ± 1.00	2.362 ± 0.039 60.00 ± 1.00	0.531 ± 0.028 13.50 ± 0.70	0.531 ± 0.039 13.50 ± 1.00	0.610 ± 0.039 15.50 ± 1.00	inches mm
1225	7.008 ± 0.039 178.00 ± 1.00	2.362 ± 0.039 60.00 ± 1.00	0.531 ± 0.028 13.50 ± 0.70	0.531 ± 0.039 13.50 ± 1.00	0.610 ± 0.039 15.50 ± 1.00	inches mm

Packaging Specifications - Paper Tape



Size	A	B	W	E	F	Unit
0201	0.015 ± 0.002 0.38 ± 0.05	0.027 ± 0.002 0.68 ± 0.05	0.315 ± 0.004 8.00 ± 0.10	0.069 ± 0.002 1.75 ± 0.05	0.138 ± 0.002 3.50 ± 0.05	inches mm
0402	0.026 ± 0.004 0.65 ± 0.10	0.045 ± 0.004 1.15 ± 0.10	0.315 ± 0.008 8.00 ± 0.20	0.069 ± 0.004 1.75 ± 0.10	0.138 ± 0.002 3.50 ± 0.05	inches mm
0603	0.043 ± 0.004 1.10 ± 0.10	0.075 ± 0.004 1.90 ± 0.10	0.315 ± 0.008 8.00 ± 0.20	0.069 ± 0.004 1.75 ± 0.10	0.138 ± 0.002 3.50 ± 0.05	inches mm
0805	0.063 ± 0.004 1.60 ± 0.10	0.094 ± 0.008 2.40 ± 0.20	0.315 ± 0.008 8.00 ± 0.20	0.069 ± 0.004 1.75 ± 0.10	0.138 ± 0.002 3.50 ± 0.05	inches mm
1206	0.075 ± 0.004 1.90 ± 0.10	0.138 ± 0.008 3.50 ± 0.20	0.315 ± 0.008 8.00 ± 0.20	0.069 ± 0.004 1.75 ± 0.10	0.138 ± 0.002 3.50 ± 0.05	inches mm
1210	0.114 ± 0.004 2.90 ± 0.10	0.138 ± 0.008 3.50 ± 0.20	0.315 ± 0.008 8.00 ± 0.20	0.069 ± 0.004 1.75 ± 0.10	0.138 ± 0.002 3.50 ± 0.05	inches mm
Size	P0	P1	P2	D0	T	Unit
0201	0.157 ± 0.004 4.00 ± 0.10	0.079 ± 0.002 2.00 ± 0.05	0.079 ± 0.004 2.00 ± 0.10	0.059 +0.004/-0 1.50 +0.10/-0	0.017 ± 0.008 0.42 ± 0.20	inches mm
0402	0.157 ± 0.004 4.00 ± 0.10	0.079 ± 0.002 2.00 ± 0.05	0.079 ± 0.002 2.00 ± 0.05	0.059 +0.004/-0 1.50 +0.10/-0	0.018 ± 0.004 0.45 ± 0.10	inches mm
0603	0.157 ± 0.004 4.00 ± 0.10	0.157 ± 0.002 4.00 ± 0.05	0.079 ± 0.002 2.00 ± 0.05	0.059 +0.004/-0 1.50 +0.10/-0	0.028 ± 0.004 0.70 ± 0.10	inches mm
0805	0.157 ± 0.004 4.00 ± 0.10	0.157 ± 0.002 4.00 ± 0.05	0.079 ± 0.002 2.00 ± 0.05	0.059 +0.004/-0 1.50 +0.10/-0	0.033 ± 0.004 0.85 ± 0.10	inches mm
1206	0.157 ± 0.004 4.00 ± 0.10	0.157 ± 0.002 4.00 ± 0.05	0.079 ± 0.002 2.00 ± 0.05	0.059 +0.004/-0 1.50 +0.10/-0	0.033 ± 0.004 0.85 ± 0.10	inches mm
1210	0.157 ± 0.004 4.00 ± 0.10	0.157 ± 0.002 4.00 ± 0.05	0.079 ± 0.002 2.00 ± 0.05	0.059 +0.004/-0 1.50 +0.10/-0	0.033 ± 0.004 0.85 ± 0.10	inches mm

Packaging Specifications - Plastic Tape



Size	A	B	W	E	F	Unit
2010	0.110 ± 0.004 2.80 ± 0.10	0.217 ± 0.004 5.50 ± 0.10	0.472 ± 0.012 12.00 ± 0.30	0.069 ± 0.004 1.75 ± 0.10	0.217 ± 0.002 5.50 ± 0.05	inches mm
2512	0.133 ± 0.004 3.38 ± 0.10	0.263 ± 0.004 6.68 ± 0.10	0.472 ± 0.012 12.00 ± 0.30	0.069 ± 0.004 1.75 ± 0.10	0.217 ± 0.004 5.50 ± 0.10	inches mm
1225	0.133 ± 0.004 3.38 ± 0.10	0.263 ± 0.004 6.68 ± 0.10	0.472 ± 0.012 12.00 ± 0.30	0.069 ± 0.004 1.75 ± 0.10	0.217 ± 0.004 5.50 ± 0.10	inches mm
Size	P0	P1	P2	D0	T	Unit
2010	0.157 ± 0.002 4.00 ± 0.05	0.157 ± 0.004 4.00 ± 0.10	0.079 ± 0.002 2.00 ± 0.05	0.059 +0.004/-0 1.50 +0.10, -0	0.039 ± 0.008 1.00 ± 0.20	inches mm
2512	0.157 ± 0.004 4.00 ± 0.10	0.157 ± 0.004 4.00 ± 0.10	0.079 ± 0.002 2.00 ± 0.05	0.061 +0.002/-0 1.55 +0.05, -0	0.057 ± 0.008 1.45 ± 0.20	inches mm
1225	0.157 ± 0.004 4.00 ± 0.10	0.157 ± 0.004 4.00 ± 0.10	0.079 ± 0.002 2.00 ± 0.05	0.061 +0.002/-0 1.55 +0.05, -0	0.057 ± 0.008 1.45 ± 0.20	inches mm

Marking Instructions

0201 and 0402 sizes are not marked.

0603 size has three-character marking with examples shown in the table below.

- 1% and 5% marking is the same
- E96 values are only available in 1% tolerance
- If the value has two significant digits, the marking is "R" plus the two significant digits (e.g. R10 = 100 mΩ)
- If the value has three significant digits, the marking is the three significant digits underlined (e.g. 047 = 47 mΩ)

0805 and larger sizes have four-character marking for both 1% and 5% tolerances.

Size	Ohmic Value					
	5 mΩ	20 mΩ	25 mΩ	100 mΩ	221 mΩ	250 mΩ
0201/0402	No marking					
0603 1%	NA	R02	<u>025</u>	R10	<u>221</u>	R25
0603 5%	NA	R02	<u>025</u>	R10	NA	R25
0805 and larger 1%	R005	R020	R025	R100	R221	R250
0805 and larger 5%	R005	R020	R025	R100	NA	R250

RoHS Compliance

Stackpole Electronics has joined the worldwide effort to reduce the amount of lead in electronic components and to meet the various regulatory requirements now prevalent, such as the European Union’s directive regarding “Restrictions on Hazardous Substances” (RoHS 3). As part of this ongoing program, we periodically update this document with the status regarding the availability of our compliant components. All our standard part numbers are compliant to EU Directive 2011/65/EU of the European Parliament as amended by Directive (EU) 2015/863/EU as regards the list of restricted substances.

RoHS Compliance Status						
Standard Product Series	Description	Package / Termination Type	Standard Series RoHS Compliant	Lead-Free Termination Composition	Lead-Free Mfg. Effective Date (Std Product Series)	Lead-Free Effective Date Code (YY/WW)
CSR	Thick Film Current Sensing Surface Mount Chip Resistor	SMD	YES	100% Matte Sn over Ni	May-04	04/18
CSRN	Thick Film Current Sensing Surface Mount Chip Resistor, Narrow	SMD	YES	100% Matte Sn over Ni	May-04	04/18

“Conflict Metals” Commitment

We at Stackpole Electronics, Inc. are joined with our industry in opposing the use of metals mined in the “conflict region” of the eastern Democratic Republic of the Congo (DRC) in our products. Recognizing that the supply chain for metals used in the electronics industry is very complex, we work closely with our own suppliers to verify to the extent possible that the materials and products we supply do not contain metals sourced from this conflict region. As such, we are in compliance with the requirements of Dodd-Frank Act regarding Conflict Minerals.

Compliance to “REACH”

We certify that all passive components supplied by Stackpole Electronics, Inc. are SVHC (Substances of Very High Concern) free and compliant with the requirements of EU Directive 1907/2006/EC, “The Registration, Evaluation, Authorization and Restriction of Chemicals”, otherwise referred to as REACH. Contact us for complete list of REACH Substance Candidate List.

Environmental Policy

It is the policy of Stackpole Electronics, Inc. (SEI) to protect the environment in all localities in which we operate. We continually strive to improve our effect on the environment. We observe all applicable laws and regulations regarding the protection of our environment and all requests related to the environment to which we have agreed. We are committed to the prevention of all forms of pollution.

How to Order

C	S	R	1	2	0	6	F	T	1	0	L	0	-	H	P
----------	----------	----------	----------	----------	----------	----------	----------	----------	----------	----------	----------	----------	----------	----------	----------

Product Series		Size		Tolerance		Packaging				Resistance Value		Special	
Code	Description	Code	W	Code	Tol	Code	Description	Size	Quantity	Four characters with the multiplier used as the decimal holder. "L" used as multiplier of 10 ⁻³ for any value under 0.1 ohm 0.051 ohm = 51L0 0.35 ohm = R350 1 ohm = 1R00		Code	Description
CSR	Standard	0201	0.05	F	1%	T	7" Reel Paper Tape	0201, 0402	10000			Four characters with the multiplier used as the decimal holder. "L" used as multiplier of 10 ⁻³ for any value under 0.1 ohm 0.051 ohm = 51L0 0.35 ohm = R350 1 ohm = 1R00	blank
CSRN	Narrow Terminations	0402	0.125	G	2%			0603, 0805	5000				
		0603	0.125	J	5%	1206, 1210	5000						
		0603-HP	0.2			2010, 2512	4000						
		0805	0.25			1225	2000						
		0805-HP	0.5			K ⁽¹⁾	7" Reel Paper Tape	0402, 0603	1000				
		1206	0.5					0805, 1206					
		1210	0.5			7" Reel Plastic Tape	2010, 2512, 1225	1000					
		1210-HP	0.75										
		2010	1										
				2512	2								
		1225	3										

(1) MOQ for K packaging is 5000 pieces

OUR CERTIFICATE

DiGi provide top-quality products and perfect service for customer worldwide through standardization, technological innovation and continuous improvement. DiGi through third-party certification, we stricly control the quality of products and services. Welcome your RFQ to

Email: Info@DiGi-Electronics.com



Tel: +00 852-30501935

RFQ Email: Info@DiGi-Electronics.com

DiGi is a global authorized distributor of electronic components.