


HVCB2512FDC250K Datasheet

www.digi-electronics.com



<https://www.DiGi-Electronics.com>

DiGi Electronics Part Number	HVCB2512FDC250K-DG
Manufacturer	Stackpole Electronics Inc
Manufacturer Product Number	HVCB2512FDC250K
Description	RES 250K OHM 1% 2W 2512
Detailed Description	250 kOhms ±1% 2W Chip Resistor 2512 (6432 Metric) High Voltage, Moisture Resistant, Pulse Withstanding Thick Film

This model HVCB2512FDC250K is available at DiGi Electronics.

DiGi Electronics offers a global database of semiconductor and electronic component datasheets.

We welcome your inquiries regarding pricing, lead time, or other product-related questions.

 [Request a Quote](#)

 [Datasheet Search](#)



Tel: +00 852-30501935

RFQ Email: Info@DiGi-Electronics.com

DiGi is a global authorized distributor of electronic components.

Purchase and inquiry

Manufacturer Product Number:

HVCB2512FDC250K

Series:

HVC

Resistance:

250 kOhms

Power (Watts):

2W

Features:

High Voltage, Moisture Resistant, Pulse Withstanding

Operating Temperature:

-55°C ~ 150°C

Supplier Device Package:

2512

Height - Seated (Max):

0.030" (0.76mm)

Failure Rate:

-

Manufacturer:

Stackpole Electronics Inc

Product Status:

Active

Tolerance:

±1%

Composition:

Thick Film

Temperature Coefficient:

±50ppm/°C

Package / Case:

2512 (6432 Metric)

Size / Dimension:

0.250" L x 0.125" W (6.35mm x 3.18mm)

Number of Terminations:

2

Environmental & Export classification

RoHS Status:

ROHS3 Compliant

REACH Status:

REACH Unaffected

HTSUS:

8533.21.0030

Moisture Sensitivity Level (MSL):

1 (Unlimited)

ECCN:

EAR99


HVC Series

Precision High Voltage Chip Resistor

Stackpole Electronics, Inc.
Resistive Product Solutions

Features:

- Available with wire bondable terminations
- Utilizes fine film resistor deposition technology
- Superior pulse handling capabilities
- Low TCR to 25 ppm/°C
- Low VCR to 1 ppm/volt
- Very low noise
- Ultra-high stability
- Higher (up to 1TΩ) or lower resistance values may be available (contact Stackpole)
- RoHS compliant, REACH compliant, and halogen free



Electrical Specifications											
Type / Code	Power Rating (W) @ 70°C	Maximum Working Voltage (V) ⁽¹⁾	TCR (ppm/°C)	Ohmic Range (Ω) and Tolerance							
				0.1%	0.25%	0.5%	1%	2%	5%	10%	20%
HVC0603	0.06	400	±50	-	10K - 10M	10K - 100M	10K - 500M				
			±100			10K - 500M	10K - 1G	10K - 1G			
			±200					10K - 10G	10K - 50G		
HVC0805	0.2	600	±50	-	10K - 10M	10K - 500M					
			±100			10K - 1G	10K - 1G				
			±200				10K - 10G	10K - 50G			
HVC1206	0.33	1500	±25	1M - 100M	1M - 100M						
			±50	100K - 100M	100K - 100M	100K - 500M					
			±100	10K - 100M	10K - 100M	10K - 500M	10K - 1G	10K - 1G			
			±200					10K - 10G	10K - 50G		
HVC2010	1	2000	±25	1M - 100M	1M - 100M						
			±50	100K - 100M	100K - 100M	100K - 500M					
			±100	10K - 100M	10K - 100M	10K - 500M	10K - 1G	10K - 1G			
			±200					10K - 10G	10K - 50G		
HVC2512	2	3000	±25	1M - 100M	1M - 500M						
			±50	100K - 100M	100K - 500M	100K - 1G					
			±100	10K - 100M	10K - 500M	10K - 1G	10K - 10G			100K - 10G	
			±200					100K - 50G			
HVC3512	3	3500	±25	1M - 100M	1M - 500M						
			±50	100K - 100M	100K - 500M	100K - 1G					
			±100	10K - 100M	10K - 500M	10K - 1G	10K - 10G			100K - 10G	
			±200					100K - 50G			

Proper terminal isolation is required to achieve the voltage ratings for each given size.

(1) The continuous maximum voltage applied cannot exceed the maximum power rating and is ohmic value dependent.

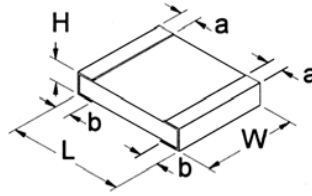
Note: Other case sizes and tolerances are available.

HVC Series

Precision High Voltage Chip Resistor

Stackpole Electronics, Inc.
Resistive Product Solutions

Mechanical Specifications



Type/Code	L Body Length	W Body Width	H Body Height (Max.)	a Top Termination	b Bottom Termination	Unit
HVC0603	0.063 ± 0.01	0.031 ± 0.01	0.020	0.010 ± 0.01	0.012 ± 0.01	inches
	1.60 ± 0.25	0.79 ± 0.13	0.51	0.25 ± 0.13	0.30 ± 0.2	mm
HVC0805	0.079 ± 0.01	0.050 ± 0.01	0.025	0.010 ± 0.01	0.013 ± 0.01	inches
	2.01 ± 0.25	1.27 ± 0.13	0.64	0.25 ± 0.13	0.33 ± 0.2	mm
HVC1206	0.126 ± 0.01	0.063 ± 0.01	0.030	0.010 ± 0.01	0.020 ± 0.01	inches
	3.20 ± 0.25	1.60 ± 0.13	0.76	0.25 ± 0.13	0.51 ± 0.25	mm
HVC2010	0.200 ± 0.01	0.100 ± 0.01	0.030	0.018 ± 0.01	0.020 ± 0.01	inches
	5.08 ± 0.25	2.54 ± 0.13	0.76	0.46 ± 0.25	0.51 ± 0.25	mm
HVC2512	0.250 ± 0.01	0.125 ± 0.01	0.030	0.020 ± 0.01	0.024 ± 0.01	inches
	6.35 ± 0.25	3.18 ± 0.13	0.76	0.51 ± 0.25	0.61 ± 0.25	mm
HVC3512	0.350 ± 0.01	0.125 ± 0.01	0.030	0.020 ± 0.01	0.024 ± 0.01	inches
	8.89 ± 0.25	3.18 ± 0.13	0.76	0.51 ± 0.25	0.61 ± 0.25	mm

Performance Characteristics

Test	Typical Performance
Short Time Overload	0.1%
Load Life	0.1%
Temperature Cycle	0.1%
Moisture Resistance	0.1%
Shock	0.05%
Vibration	0.05%
Dielectric Withstanding Voltage	0.05%
Resistance to Soldering Heat	0.05%
Parameter	Typical
TCR	measured from 25°C to 75°C
Pulse Capability	10X rated wattage Consult Stackpole for custom pulse applications
Resistance Value	Measured at 100V Consult Stackpole for custom test voltages

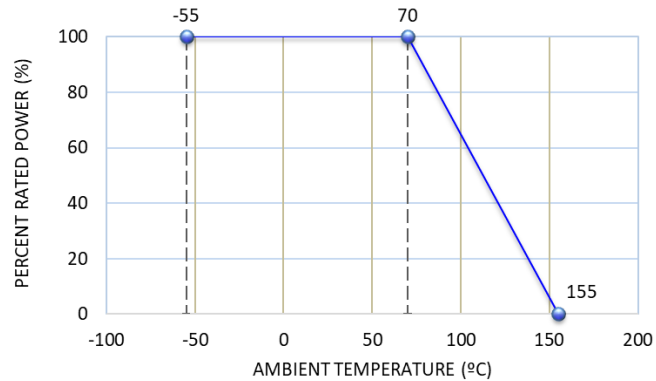
Operating temperature range is -55°C to +155°C

HVC Series

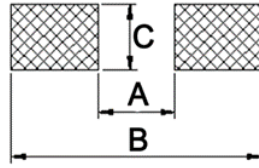
Precision High Voltage Chip Resistor

Stackpole Electronics, Inc.
Resistive Product Solutions

Power Derating Curve:



Recommended Pad Layout



Type/Code	A	B	C	Unit
HVC0603	0.031 0.80	0.083 2.10	0.035 0.90	inches mm
HVC0805	0.047 1.20	0.118 3.00	0.051 1.30	inches mm
HVC1206	0.087 2.20	0.165 4.20	0.063 1.60	inches mm
HVC2010	0.138 3.50	0.240 6.10	0.110 2.80	inches mm
HVC2512	0.193 4.90	0.315 8.00	0.138 3.50	inches mm
HVC3512	0.290 7.37	0.415 10.54	0.138 3.50	inches mm

Recommended Solder Profile

This information is intended as a reference for solder profiles for Stackpole resistive components. These profiles should be compatible with most soldering processes. These are only recommendations. Actual numbers will depend on board density, geometry, packages used, etc., especially those cells labeled with “*”.

100% Matte Tin / RoHS Compliant Terminations

Soldering iron recommended temperatures: 330°C to 350°C with minimum duration.

Maximum number of reflow cycles: 3.

HVC Series

Precision High Voltage Chip Resistor

Stackpole Electronics, Inc.
Resistive Product Solutions

Wave Soldering

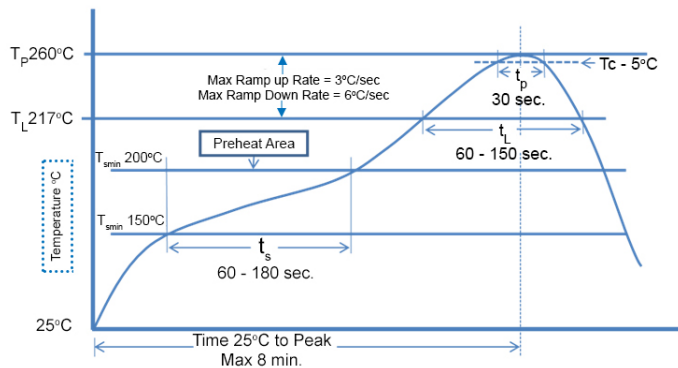
Description	Maximum	Recommended	Minimum
Preheat Time	80 seconds	70 seconds	60 seconds
Temperature Diff.	140°C	120°C	100°C
Solder Temp.	260°C	250°C	240°C
Dwell Time at Max.	10 seconds	5 seconds	*
Ramp DN (°C/sec)	N/A	N/A	N/A

Temperature Diff. = Difference between final preheat stage and soldering stage.

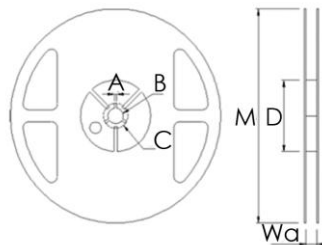
Convection IR Reflow

Description	Maximum	Recommended	Minimum
Ramp Up (°C/sec)	3°C/sec	2°C/sec	*
Dwell Time > 217°C	150 seconds	90 seconds	60 seconds
Solder Temp.	260°C	245°C	*
Dwell Time at Max.	30 seconds	15 seconds	10 seconds
Ramp DN (°C/sec)	6°C/sec	3°C/sec	*

Recommended Resistor Reflow Profile

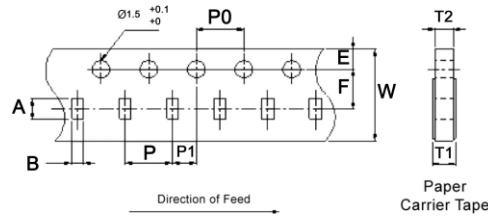


Reel Specifications



Reel Type	Wa	M	A	B	C	D	Unit
7" reel for 8 mm tape	0.354 ± 0.020	7.008 ± 0.079	0.079 ± 0.020	0.531 ± 0.020	0.827 ± 0.020	2.362 ± 0.039	inches
	9.00 ± 0.50	178.00 ± 2.00	2.00 ± 0.50	13.50 ± 0.50	21.00 ± 0.50	60.00 ± 1.00	mm

Packaging Specifications - Paper Tape

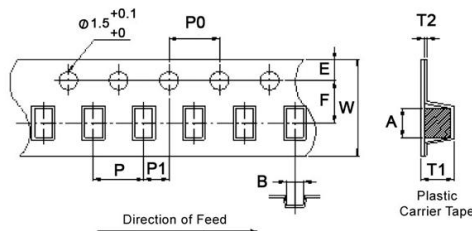


Type/Code	7" Reel Quantity ⁽¹⁾	Typical Full Reel Weight (g)	Tape Width	A	B	W	E	Unit
HVC0603	5000	118.3 ± 11.0	0.315 8.00	0.071 ± 0.008 1.80 ± 0.20	0.041 ± 0.008 1.05 ± 0.20	0.315 ± 0.008 8.00 ± 0.20	0.069 ± 0.004 1.75 ± 0.10	inches mm
HVC0805	5000	139.2 ± 13.0	0.315 8.00	0.093 ± 0.010 2.35 ± 0.25	0.063 ± 0.010 1.60 ± 0.25	0.315 ± 0.008 8.00 ± 0.20	0.069 ± 0.004 1.75 ± 0.10	inches mm
HVC1206	4000	151.4 ± 15.0	0.315 8.00	0.140 ± 0.010 3.55 ± 0.25	0.077 ± 0.010 1.95 ± 0.25	0.315 ± 0.008 8.00 ± 0.20	0.069 ± 0.004 1.75 ± 0.10	inches mm

(1) Quantities shown here are for T packaging only.

Type/Code	F	T1	T2	P	P0	P1	Unit
HVC0603	0.138 ± 0.002 3.50 ± 0.05	0.024 ± 0.008 0.60 ± 0.20	0.024 ± 0.004 0.60 ± 0.10	0.157 ± 0.004 4.00 ± 0.10	0.157 ± 0.004 4.00 ± 0.10	0.079 ± 0.002 2.00 ± 0.05	inches mm
HVC0805	0.138 ± 0.002 3.50 ± 0.05	0.030 ± 0.008 0.75 ± 0.20	0.030 ± 0.004 0.75 ± 0.10	0.157 ± 0.004 4.00 ± 0.10	0.157 ± 0.004 4.00 ± 0.10	0.079 ± 0.002 2.00 ± 0.05	inches mm
HVC1206	0.138 ± 0.002 3.50 ± 0.05	0.030 ± 0.008 0.75 ± 0.20	0.030 ± 0.004 0.75 ± 0.10	0.157 ± 0.004 4.00 ± 0.10	0.157 ± 0.004 4.00 ± 0.10	0.079 ± 0.002 2.00 ± 0.05	inches mm

Packaging Specifications - Plastic Tape



Type/Code	7" Reel Quantity ^(*)	Typical Full Reel Weight (g)	Tape Width	A	B	W	E	F	Unit
HVC2010	4000	183.1 ± 18.0	0.472 12.00	0.217 ± 0.012 5.50 ± 0.30	0.110 ± 0.008 2.80 ± 0.20	0.472 ± 0.008 12.00 ± 0.20	0.069 ± 0.004 1.75 ± 0.10	0.217 ± 0.002 5.50 ± 0.05	inches mm
HVC2512	2000	255.3 ± 25.0	0.472 12.00	0.264 ± 0.008 6.70 ± 0.20	0.134 ± 0.008 3.40 ± 0.20	0.472 ± 0.008 12.00 ± 0.20	0.069 ± 0.004 1.75 ± 0.10	0.217 ± 0.002 5.50 ± 0.05	inches mm
HVC3512	1000	255.3 ± 25.0	0.472 12.00	0.370 ± 0.004 9.40 ± 0.10	0.154 ± 0.004 3.90 ± 0.10	0.945 ± 0.012 24.00 ± 0.30	0.069 ± 0.004 1.75 ± 0.10	0.453 ± 0.004 11.50 ± 0.10	inches mm

HVC Series

Precision High Voltage Chip Resistor

Stackpole Electronics, Inc.
Resistive Product Solutions

Packaging Specifications - Plastic Tape (cont.)

Type/Code	T1	T2	P	P0	P1	Unit
HVC2010	0.041 ± 0.008 1.05 ± 0.20	0.009 ± 0.006 0.23 ± 0.15	0.157 ± 0.004 4.00 ± 0.10	0.157 ± 0.004 4.00 ± 0.10	0.079 ± 0.002 2.00 ± 0.05	inches mm
HVC2512	0.041 ± 0.008 1.05 ± 0.20	0.009 ± 0.006 0.23 ± 0.15	0.157 ± 0.004 4.00 ± 0.10	0.157 ± 0.004 4.00 ± 0.10	0.079 ± 0.002 2.00 ± 0.05	inches mm
HVC3512	0.041 ± 0.008 1.05 ± 0.20	0.009 ± 0.006 0.23 ± 0.15	0.157 ± 0.004 4.00 ± 0.10	0.157 ± 0.004 4.00 ± 0.10	0.079 ± 0.002 2.00 ± 0.05	inches mm

Part Marking

Parts are unmarked.

RoHS Compliance

Stackpole Electronics has joined the worldwide effort to reduce the amount of lead in electronic components and to meet the various regulatory requirements now prevalent, such as the European Union's directive regarding "Restrictions on Hazardous Substances" (RoHS 3). As part of this ongoing program, we periodically update this document with the status regarding the availability of our compliant components. All our standard part numbers are compliant to EU Directive 2011/65/EU of the European Parliament as amended by Directive (EU) 2015/863/EU as regards the list of restricted substances.

RoHS Compliance Status

Standard Product Series	Description	Package / Termination Type	Standard Series RoHS Compliant	Lead-Free Termination Composition	Lead-Free Mfg. Effective Date (Std Product Series)	Lead-Free Effective Date Code (YY/WW)
HVC	Precision High Voltage Chip Resistor	SMD	YES(1)	100% Matte Sn ("T")	Always	Always

Note (1): RoHS Compliant by means of exemption 7c-l.

"Conflict Metals" Commitment

We at Stackpole Electronics, Inc. are joined with our industry in opposing the use of metals mined in the "conflict region" of the eastern Democratic Republic of the Congo (DRC) in our products. Recognizing that the supply chain for metals used in the electronics industry is very complex, we work closely with our own suppliers to verify to the extent possible that the materials and products we supply do not contain metals sourced from this conflict region. As such, we are in compliance with the requirements of Dodd-Frank Act regarding Conflict Minerals.

Compliance to "REACH"

We certify that all passive components supplied by Stackpole Electronics, Inc. are SVHC (Substances of Very High Concern) free and compliant with the requirements of EU Directive 1907/2006/EC, "The Registration, Evaluation, Authorization and Restriction of Chemicals", otherwise referred to as REACH. Contact us for complete list of REACH Substance Candidate List.

Environmental Policy

It is the policy of Stackpole Electronics, Inc. (SEI) to protect the environment in all localities in which we operate. We continually strive to improve our effect on the environment. We observe all applicable laws and regulations regarding the protection of our environment and all requests related to the environment to which we have agreed. We are committed to the prevention of all forms of pollution.

HVC Series

Precision High Voltage Chip Resistor

Stackpole Electronics, Inc.
Resistive Product Solutions

How to Order



Product Series		Size		Tolerance		Packaging			TCR		Resistance Value	
Code	Description	Code	W	Code	Tol	Code	Description	Size	Quantity	Code	ppm	Four characters with the multiplier used as the decimal holder.
HVCB	Solderable wraparound (100% matte tin)	0603	0.06	B	0.1%	T	7" Reel - Paper Tape	0603, 0805	5000	E	25	10 Kohm = 10K0 1 Mohm = 1M00 10 Gohm = 10G0
		0805	0.2	C	0.25%			1206	4000	C	50	
HVCG	Wire bondable (gold)	1206	0.33	D	0.5%	7" Reel - Plastic Tape	2010	4000	D	100		
HVCS	Solderable single surface (Sn/Pb)	2010	1	F	1%		2512	2000	L	200		
		2512	2	G	2%		3512	1000	M	300		
HVCZ	Solderable single surface (100% matte tin)	3512	3	J	5%	K	7" Reel - Paper Tape	0603, 0805, 1206	1000			
				K	10%		7" Reel - Plastic Tape	2010, 2512	1000			
D	7" Reel - Paper Tape			M	20%	7" Reel - Paper Tape	0603, 0805, 1206	500				
							7" Reel - Plastic Tape	2010, 2512	500			

OUR CERTIFICATE

DiGi provide top-quality products and perfect service for customer worldwide through standardization, technological innovation and continuous improvement. DiGi through third-party certification, we stricly control the quality of products and services. Welcome your RFQ to

Email: Info@DiGi-Electronics.com



Tel: +00 852-30501935

RFQ Email: Info@DiGi-Electronics.com

DiGi is a global authorized distributor of electronic components.