

KAL10JB5R00 Datasheet

www.digi-electronics.com



<https://www.DiGi-Electronics.com>

DiGi Electronics Part Number	KAL10JB5R00-DG
Manufacturer	Stackpole Electronics Inc
Manufacturer Product Number	KAL10JB5R00
Description	RES CHAS MNT 5 OHM 5% 12.5W
Detailed Description	5 Ohms ±5% 12.5W Wirewound Chassis Mount Resistor

This model KAL10JB5R00 is available at DiGi Electronics.

DiGi Electronics offers a global database of semiconductor and electronic component datasheets.

We welcome your inquiries regarding pricing, lead time, or other product-related questions.

 [Request a Quote](#)

 [Datasheet Search](#)



Tel: +00 852-30501935

RFQ Email: Info@DiGi-Electronics.com

DiGi is a global authorized distributor of electronic components.

Purchase and inquiry

Manufacturer Product Number:

KAL10JB5R00

Series:

KAL

Resistance:

5 Ohms

Power (Watts):

12.5W

Temperature Coefficient:

±50ppm/°C

Features:

Moisture Resistant

Mounting Feature:

Flanges

Height - Seated (Max):

0.421" (10.70mm)

Package / Case:

Axial, Box

Manufacturer:

Stackpole Electronics Inc

Product Status:

Active

Tolerance:

±5%

Composition:

Wirewound

Operating Temperature:

-55°C ~ 275°C

Coating, Housing Type:

Aluminum

Size / Dimension:

0.750" L x 0.800" W (19.05mm x 20.32mm)

Lead Style:

Solder Lugs

Failure Rate:

-

Environmental & Export classification

RoHS Status:

ROHS3 Compliant

REACH Status:

REACH Unaffected

HTSUS:

8533.21.0080

Moisture Sensitivity Level (MSL):

Not Applicable

ECCN:

EAR99

KAL Series

Aluminum Housed Chassis Mount Resistor

Stackpole Electronics, Inc.

Resistive Product Solutions

Features:

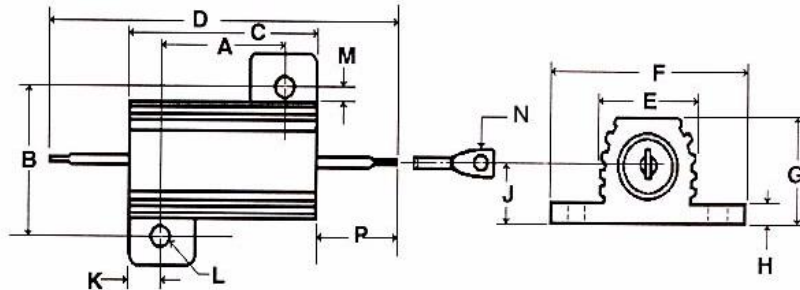
- Aluminum housing for maximum heat dissipation
- Complete welded construction
- Tinned copper terminals
- Centerless ground steatite or alumina cores
- Molded epoxy body for heat transfer
- Non-inductive winding available (NKAL)
- Suitable for electrical component grade wash process and can be conformally coated or potted
- 100% RoHS compliant and lead free without exemption
- Halogen free
- REACH compliant



Electrical Specifications

Type / Code	MIL-R-26 Ref.	Power Rating (W) @ 25 °C		Dielectric Withstanding Voltage (VAC)	TCR (ppm/°C)	Ohmic Range (Ω) and Tolerance		
		Commercial	MIL			0.1%	0.5%	1%, 3%, 5%
KAL10	RE-65	12.5	10	1000	$< 0.1 \Omega = \pm 100 \text{ ppm}$ $0.1 \Omega - 9.9 \Omega = \pm 50 \text{ ppm}$ $10 \Omega - 49 \Omega = \pm 30 \text{ ppm}$ $\geq 50 \Omega = \pm 20 \text{ ppm}$	1 - 1 K	1 - 1 K	0.05 - 30K
KAL25	RE-70	25	20	3000				0.05 - 51.1K
KAL50	RE-75	50	30					0.05 - 150K
NKAL10	-	12.5	-	1000		1 - 499	1 - 499	0.05 - 15K
NKAL25		25		3000				0.05 - 24.9K
NKAL50		50		3000				0.05 - 75K

Mechanical Specifications – KAL/NKAL10, 25, 50



Type	A	B	C	D	E	F	G	Unit
KAL/NKAL10	0.562 ± 0.005	0.625 ± 0.005	0.750 ± 0.031	1.375 ± 0.062	0.420 ± 0.015	0.800 ± 0.015	0.390 ± 0.031	inches
	14.27 ± 0.13	15.88 ± 0.13	19.05 ± 0.79	34.93 ± 1.57	10.67 ± 0.38	20.32 ± 0.38	9.91 ± 0.79	mm
KAL/NKAL25	0.719 ± 0.005	0.781 ± 0.005	1.062 ± 0.031	1.938 ± 0.062	0.550 ± 0.015	1.080 ± 0.015	0.546 ± 0.031	inches
	18.26 ± 0.13	19.84 ± 0.13	26.97 ± 0.79	49.23 ± 1.57	13.97 ± 0.38	27.43 ± 0.38	13.87 ± 0.79	mm
KAL/NKAL50	1.563 ± 0.005	0.844 ± 0.005	1.968 ± 0.031	2.781 ± 0.062	0.630 ± 0.015	1.140 ± 0.015	0.610 ± 0.031	inches
	39.70 ± 0.13	21.44 ± 0.13	49.99 ± 0.79	70.64 ± 1.57	16.00 ± 0.38	28.96 ± 0.38	15.49 ± 0.79	mm
Type	H	J	K	L	M	N	P	Unit
KAL/NKAL10	0.075 ± 0.010	0.190 ± 0.015	0.093 ± 0.010	0.093 ± 0.005	0.102 ± 0.015	0.086 ± 0.005	0.312 ± 0.062	inches
	1.91 ± 0.25	4.83 ± 0.38	2.36 ± 0.25	2.36 ± 0.13	2.59 ± 0.38	2.18 ± 0.13	7.92 ± 1.57	mm
KAL/NKAL25	0.088 ± 0.010	0.260 ± 0.015	0.172 ± 0.010	0.125 ± 0.005	0.115 ± 0.015	0.086 ± 0.005	0.438 ± 0.062	inches
	2.24 ± 0.25	6.60 ± 0.38	4.37 ± 0.25	3.18 ± 0.13	2.92 ± 0.38	2.18 ± 0.13	11.13 ± 1.57	mm
KAL/NKAL50	0.088 ± 0.010	0.300 ± 0.015	0.196 ± 0.010	0.125 ± 0.005	0.107 ± 0.015	0.086 ± 0.005	0.410 ± 0.062	inches
	2.24 ± 0.25	7.62 ± 0.38	4.98 ± 0.25	3.18 ± 0.13	2.72 ± 0.38	2.18 ± 0.13	10.41 ± 1.57	mm

KAL Series

Aluminum Housed Chassis Mount Resistor

Stackpole Electronics, Inc.

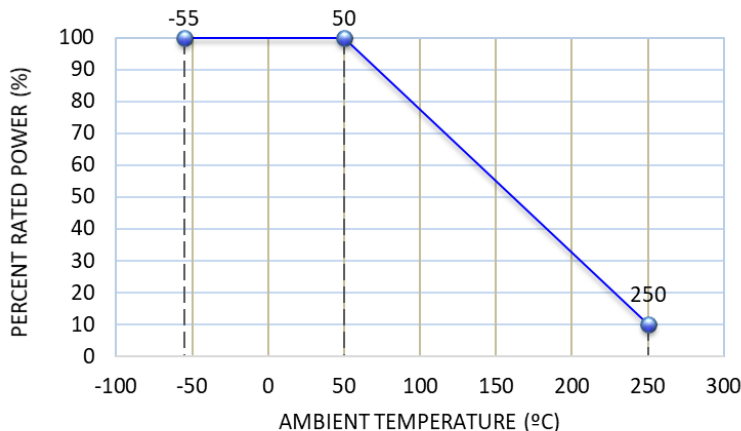
Resistive Product Solutions

Performance Characteristics

Test	Test Condition	Result
Short Time Overload	5 X wattage rating - 5 seconds	$\Delta R \pm (0.5\% + 0.05 \Omega)$ MAX
Moisture Resistance	Temp 40°C moisture 95% CDC 100V for 500 hours	$\Delta R \pm (0.5\% + 0.05 \Omega)$ MAX
Load Life	Load rating (chasis is mounted) 1.5 hours ON, 0.5 hours OFF. Repeated for 1000 hours	$\Delta R \pm (1.5\% + 0.05 \Omega)$ MAX

Operating temperature range is -55°C to +275°C

Power Derating Curve:



Note: This curve assumes the part is mounted on a properly sized heat sink.

Type	Recommended Heat Sink Parameters
KAL10	130 sq inch surface area, 0.040" thick
KAL25	166 sq inch surface area, 0.040" thick
KAL50	286 sq inch surface area, 0.060" thick

Recommended Solder Profile

This information is intended as a reference for solder profiles for Stackpole resistive components. These profiles should be compatible with most soldering processes. These are only recommendations. Actual numbers will depend on board density, geometry, packages used, etc., especially those cells labeled with “*”.

100% Matte Tin / RoHS Compliant Terminations

Soldering iron recommended temperatures: 330°C to 350°C with minimum duration.

Maximum number of reflow cycles: 3.

Wave Soldering

Description	Maximum	Recommended	Minimum
Preheat Time	80 seconds	70 seconds	60 seconds
Temperature Diff.	140°C	120°C	100°C
Solder Temp.	260°C	250°C	240°C
Dwell Time at Max.	10 seconds	5 seconds	*
Ramp DN (°C/sec)	N/A	N/A	N/A

Temperature Diff. = Difference between final preheat stage and soldering stage.

KAL Series

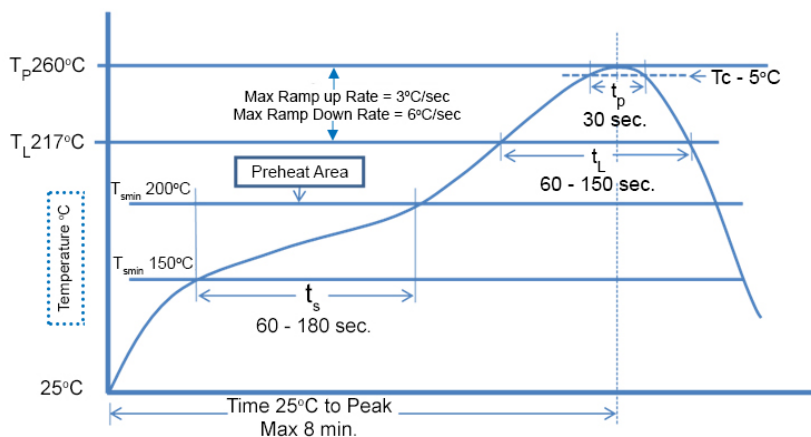
Aluminum Housed Chassis Mount Resistor

Stackpole Electronics, Inc.

Resistive Product Solutions

Convection IR Reflow

Description	Maximum	Recommended	Minimum
Ramp Up (°C/sec)	3°C/sec	2°C/sec	*
Dwell Time > 217°C	150 seconds	90 seconds	60 seconds
Solder Temp.	260°C	245°C	*
Dwell Time at Max.	30 seconds	15 seconds	10 seconds
Ramp DN (°C/sec)	6°C/sec	3°C/sec	*

Recommended Lead Free Resistor Reflow Profile**RoHS Compliance**

Stackpole Electronics has joined the worldwide effort to reduce the amount of lead in electronic components and to meet the various regulatory requirements now prevalent, such as the European Union's directive regarding "Restrictions on Hazardous Substances" (RoHS 3). As part of this ongoing program, we periodically update this document with the status regarding the availability of our compliant components. All our standard part numbers are compliant to EU Directive 2011/65/EU of the European Parliament as amended by Directive (EU) 2015/863/EU as regards the list of restricted substances.

RoHS Compliance Status

Standard Product Series	Description	Package / Termination Type	Standard Series RoHS Compliant	Lead-Free Termination Composition	Lead-Free Mfg. Effective Date (Std Product Series)	Lead-Free Effective Date Code (YY/WW)
KAL/NKAL	Aluminum Housed Surface Mount Resistor General Purpose/Precision High Power Resistor	Special	YES	100% Matte Sn	Jan-06	06/01

"Conflict Metals" Commitment

We at Stackpole Electronics, Inc. are joined with our industry in opposing the use of metals mined in the "conflict region" of the eastern Democratic Republic of the Congo (DRC) in our products. Recognizing that the supply chain for metals used in the electronics industry is very complex, we work closely with our own suppliers to verify to the extent possible that the materials and products we supply do not contain metals sourced from this conflict region. As such, we are in compliance with the requirements of Dodd-Frank Act regarding Conflict Minerals.

KAL Series

Aluminum Housed Chassis Mount Resistor

Stackpole Electronics, Inc.

Resistive Product Solutions

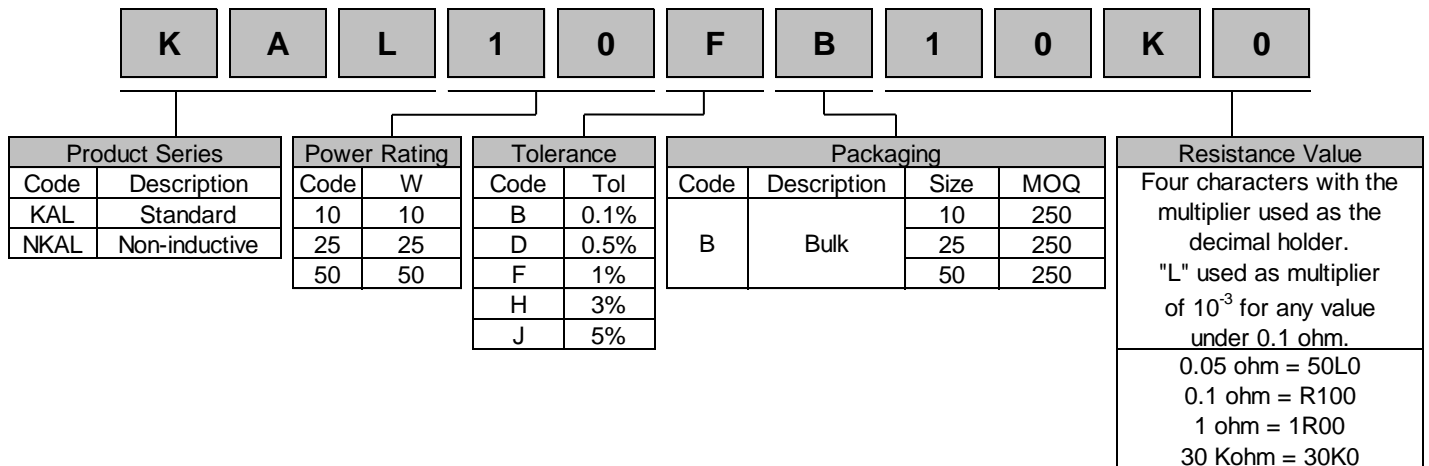
Compliance to "REACH"

We certify that all passive components supplied by Stackpole Electronics, Inc. are SVHC (Substances of Very High Concern) free and compliant with the requirements of EU Directive 1907/2006/EC, "The Registration, Evaluation, Authorization and Restriction of Chemicals", otherwise referred to as REACH. Contact us for complete list of REACH Substance Candidate List.

Environmental Policy

It is the policy of Stackpole Electronics, Inc. (SEI) to protect the environment in all localities in which we operate. We continually strive to improve our effect on the environment. We observe all applicable laws and regulations regarding the protection of our environment and all requests related to the environment to which we have agreed. We are committed to the prevention of all forms of pollution.

How to Order



OUR CERTIFICATE

DiGi provide top-quality products and perfect service for customer worldwide through standardization, technological innovation and continuous improvement. DiGi through third-party certification, we stricly control the quality of products and services. Welcome your RFQ to

Email: Info@DiGi-Electronics.com



Tel: +00 852-30501935

RFQ Email: Info@DiGi-Electronics.com

DiGi is a global authorized distributor of electronic components.