


RMCF1210FT100K Datasheet

www.digi-electronics.com



<https://www.DiGi-Electronics.com>

DiGi Electronics Part Number	RMCF1210FT100K-DG
Manufacturer	Stackpole Electronics Inc
Manufacturer Product Number	RMCF1210FT100K
Description	RES 100K OHM 1% 1/2W 1210
Detailed Description	100 kOhms ±1% 0.5W, 1/2W Chip Resistor 1210 (32 25 Metric) Automotive AEC-Q200 Thick Film

This model RMCF1210FT100K is available at DiGi Electronics.

DiGi Electronics offers a global database of semiconductor and electronic component datasheets.

We welcome your inquiries regarding pricing, lead time, or other product-related questions.

 [Request a Quote](#)

 [Datasheet Search](#)



Tel: +00 852-30501935

RFQ Email: Info@DiGi-Electronics.com

DiGi is a global authorized distributor of electronic components.

Purchase and inquiry

Manufacturer Product Number:

RMCF1210FT100K

Series:

RMCF

Resistance:

100 kOhms

Power (Watts):

0.5W, 1/2W

Features:

Automotive AEC-Q200

Operating Temperature:

-55°C ~ 155°C

Supplier Device Package:

1210

Size / Dimension:

0.126" L x 0.098" W (3.20mm x 2.50mm)

Number of Terminations:

2

Manufacturer:

Stackpole Electronics Inc

Product Status:

Active

Tolerance:

±1%

Composition:

Thick Film

Temperature Coefficient:

±100ppm/°C

Package / Case:

1210 (3225 Metric)

Ratings:

AEC-Q200

Height - Seated (Max):

0.028" (0.70mm)

Failure Rate:

-

Environmental & Export classification

RoHS Status:

ROHS3 Compliant

REACH Status:

REACH Unaffected

HTSUS:

8533.21.0030

Moisture Sensitivity Level (MSL):

1 (Unlimited)

ECCN:

EAR99

RMCF / RMCP Series

General Purpose Thick Film Standard Power and High-Power Chip Resistor

Stackpole Electronics, Inc.

Resistive Product Solutions

Features:

- RMCF – standard power ratings
- RMCP – high power ratings
- Nickel barrier terminations standard
- Power derating from 100% at 70°C to zero at +155°C
- RoHS compliant, REACH compliant, and halogen free
- AEC-Q200 compliant (except 01005 and 0201 sizes)
- For ultra-high power, see [RMCP-UP Series – Thick Film Ultra High-Power Chip Resistor](#)



Electrical Specifications - RMCF							
Type/Code	Power Rating (W) @ 70°C	Max. Working Voltage (V) ⁽¹⁾	Max. Overload Voltage (V)	Jumper Rated Current (A)	TCR (ppm/°C)	Ohmic Range (Ω) and Tolerance ⁽²⁾	
						1%	5%
RMCF01005	0.03	15	30	0.5	± 300	10 - 97.6	
					± 200	100 - 1M	
RMCF0201	0.05	25	50	0.5	± 400	1 - 9.76	
					± 200	10 - 10M	
RMCF0402	0.063	50	100	1	± 200	1 - 9.76	
					± 100	10 - 1M	
					± 200	1.02M - 22.1M	1.1M - 22M
RMCF0603	0.1	75	150	1	± 500	0.1 - 0.499	
					± 400	0.5 - 0.976	
					± 200	1 - 9.76	1 - 22M
					± 100	10 - 1M	-
					± 200	1.02M - 22.1M	-
RMCF0805	0.125	150	300	2	± 200	0.1 - 9.76	0.1 - 22M
					± 100	10 - 1M	-
					± 200	1.02M - 22.1M	-
RMCF1206	0.25	200	400	2	± 200	0.1 - 9.76	0.1 - 22M
					± 100	10 - 1M	-
					± 200	1.02M - 22.1M	-
RMCF1210	0.5	200	400	3	± 200	0.1 - 0.976	
					± 400	1 - 9.76	
					± 100	10 - 10M	
RMCF2010	0.75	200	400	3	± 200	0.1 - 0.976	
					± 400	1 - 9.76	
					± 200	-	10 - 10M
					± 100	10 - 10M	-
RMCF2512	1	200	400	3	± 200	0.1 - 0.976	
					± 400	1 - 9.76	
					± 200	-	10 - 10M
					± 100	10 - 10M	-

Notes: (1) Lesser of $\sqrt{P \cdot R}$ or maximum working voltage

(2) Contact Stackpole for higher or lower values

RMCF / RMCP Series

General Purpose Thick Film Standard Power and High-Power Chip Resistor

Stackpole Electronics, Inc.

Resistive Product Solutions

Electrical Specifications - RMCP						
Type/Code	Power Rating (W) @ 70°C	Max. Working Voltage (V) ⁽¹⁾	Max. Overload Voltage (V)	Jumper Rated Current (A)	TCR (ppm/°C)	Ohmic Range (Ω) and Tolerance ⁽²⁾
						1%, 5%
RMCP0201	0.063	25	50	1	-200 / +400	1 - 9.76
					± 200	10 - 10M
RMCP0402	0.125	50	100	1.5	± 200	1 - 9.76
					± 100	10 - 10M
RMCP0603	0.25	75	150	2	± 200	1 - 9.76
					± 100	10 - 10M
RMCP0805	0.33	150	300	2.5	± 200	1 - 9.76
					± 100	10 - 10M
RMCP1206	0.5	200	400	3.5	± 400	1 - 9.76
					± 100	10 - 10M
RMCP1210	0.66	200	400	5	± 400	1 - 9.76
					± 100	10 - 10M
RMCP2010	1	200	400	6	± 200	1 - 9.76
					± 100	10 - 10M
RMCP2512	2	250	500	7	± 200	1 - 9.76
					± 100	10 - 10M

Notes: (1) Lesser of $\sqrt{P \cdot R}$ or maximum working voltage
 (2) Contact Stackpole for higher or lower values
 The resistance value range for RMCP jumper is max. 0.02Ω

Electrical Specifications - RMCF Jumper			
Type/Code	Jumper Rated Current (A)	Max Overload Current (A)*	Jumper Resistance Value (Ω)
RMCF01005	0.5	1	0.05 max.
RMCF0201	0.5	1	
RMCF0402	1	3	
RMCF0603	1	5	
RMCF0805	2	10	
RMCF1206	2	10	
RMCF1210	3	12	
RMCF2010	3	12	
RMCF2512	3	15	

* < 1 second and 1 time

RMCF / RMCP Series

General Purpose Thick Film Standard Power
and High-Power Chip Resistor

Stackpole Electronics, Inc.

Resistive Product Solutions

Mechanical Specifications



Type/Code	Typical Unit Weight (mg)	L Body Length	W Body Width	H Body Height	a Top Termination	b Bottom Termination	Unit
RMCF01005	0.07	0.016 ± 0.001 0.40 ± 0.02	0.008 ± 0.001 0.20 ± 0.02	0.005 ± 0.001 0.13 ± 0.02	0.004 ± 0.001 0.10 ± 0.03	0.004 ± 0.001 0.10 ± 0.03	inches mm
RMCF0201 RMCP0201	0.16	0.024 ± 0.001 0.60 ± 0.03	0.012 ± 0.001 0.30 ± 0.03	0.009 ± 0.002 0.23 ± 0.05	0.006 ± 0.002 0.15 ± 0.05	0.006 ± 0.002 0.15 ± 0.05	inches mm
RMCF0402 RMCP0402	0.57 0.62	0.039 ± 0.004 1.00 ± 0.10	0.020 ± 0.002 0.50 ± 0.05	0.012 ± 0.004 0.30 ± 0.10	0.006 ± 0.004 0.15 ± 0.10	0.010 ± 0.006 0.25 ± 0.15	inches mm
RMCF0603 RMCP0603	1.9 2.0	0.061 ± 0.006 1.55 ± 0.15	0.031 ± 0.006 0.80 ± 0.15	0.018 ± 0.006 0.45 ± 0.15	0.012 ± 0.008 0.30 ± 0.20	0.012 ± 0.008 0.30 ± 0.20	inches mm
RMCF0805 RMCP0805	5.00 4.37	0.079 ± 0.008 2.00 ± 0.20	0.049 ± 0.004 1.25 ± 0.10	0.020 ± 0.006 0.50 ± 0.15	0.014 ± 0.010 0.35 ± 0.25	0.014 ± 0.010 0.35 ± 0.25	inches mm
RMCF1206 RMCP1206	8.9	0.126 ± 0.010 3.20 ± 0.25	0.063 ± 0.006 1.60 ± 0.15	0.022 ± 0.006 0.55 ± 0.15	0.020 ± 0.012 0.50 ± 0.30	0.020 ± 0.012 0.50 ± 0.30	inches mm
RMCF1210 RMCP1210	15.55 15.96	0.126 ± 0.010 3.20 ± 0.25	0.098 ± 0.010 2.50 ± 0.25	0.022 ± 0.006 0.55 ± 0.15	0.020 ± 0.012 0.50 ± 0.30	0.020 ± 0.012 0.50 ± 0.30	inches mm
RMCF2010 RMCP2010	23.6 24.2	0.197 ± 0.008 5.00 ± 0.20	0.098 ± 0.008 2.50 ± 0.20	0.022 ± 0.006 0.55 ± 0.15	0.024 ± 0.012 0.60 ± 0.30	0.024 ± 0.014 0.60 ± 0.35	inches mm
RMCF2512 RMCP2512	40.02 39.45	0.248 ± 0.008 6.30 ± 0.20	0.126 ± 0.010 3.20 ± 0.25	0.022 ± 0.008 0.55 ± 0.20	0.024 ± 0.012 0.60 ± 0.30	0.024 ± 0.014 0.60 ± 0.35	inches mm

Performance Characteristics

Test	Test Specifications	Test Conditions (JIS-C 5202)
Short Time Overload	± (2% + 0.1Ω)	2.5 x rated voltage for 5 seconds
	Jumper: Max 0.05Ω after test	0201 = 1 A 0402 / 0603 = 2.5 A 0805 / 1206 / 1210 / 2010 / 2512 = 5 A
Dielectric Withstanding Voltage	No flashover or breakdown	100 VAC, 1 minute
Resistance to Soldering Heat	± 1%	260 ± 5°C, for 10 seconds ± 0.5 seconds (Solder Bath)
Solderability	95% coverage, minimum	235 ± 5°C, for 2 seconds ± 0.5 seconds (Colophonium flux)
Temperature Cycle	± (1% + 0.05Ω) Jumper (< 0.05Ω)	-65°C: 30 minutes 25°C: 2 to 3 minutes 155°C: 30 minutes 25°C: 2 to 3 minutes (5 Cycles)
Load Life (Endurance)	1% and below: ± (1% + 0.05Ω) 2% and 5%: ± (3% + 0.1Ω) Value < 1Ω: ± (3% + 0.1Ω) Jumper: Max 0.1Ω after test.	70 ± 2°C, RCWV or max. working voltage whichever is less for 1000 hours with 1.5 hours "ON" and 0.5 hour "OFF"
Voltage Coefficient	± 100 (ppm/V)	1/10 rated voltage for 3 seconds max. then rated voltage for 3 seconds max.
Robustness of Termination	± (1% + 0.05Ω)	Bend of 2 mm for 5 ± 1 seconds

RMCF / RMCP Series

General Purpose Thick Film Standard Power and High-Power Chip Resistor

Stackpole Electronics, Inc.

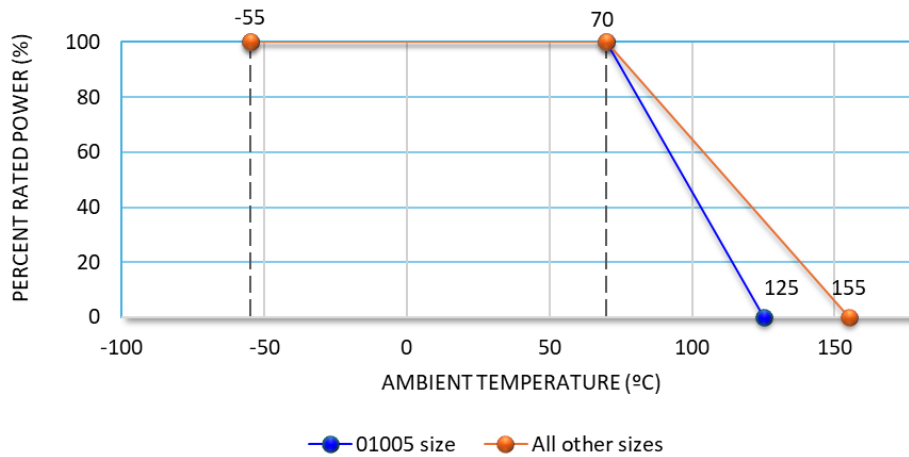
Resistive Product Solutions

Performance Characteristics (cont.)		
Test	Test Specifications	Test Conditions (JIS-C 5202)
Resistance to Solvent	1%: $\pm (0.5\% + 0.05\Omega)$ 5%: $\pm (0.5\% + 0.05\Omega)$ Jumper: Max. 0.05 Ω after test	The tested resistor should be immersed into isopropyl alcohol of 20 to 25°C for 60 seconds. Then the resistor is left in the room for 48 hours.
Damp Heat with Load	1%: $\pm (1\% + 0.05\Omega)$ 5%: $\pm (2\% + 0.05\Omega)$ Values < 1 Ω : $\pm (3\% + 0.1\Omega)$ Jumper: Max. 0.1 Ω after test	40 \pm 2°C, 90%~95% R.H. RCWV or max. working voltage whichever is less for 1000 hours with 1.5 hours "ON" and 0.5 hours "OFF"

Operating temperature range is -55 to +155°C for all sizes except for 01005 size

Operating temperature range for 01005 is -55 to +125°C

Power Derating Curve:



RMCF / RMCP Series

General Purpose Thick Film Standard Power and High-Power Chip Resistor

Stackpole Electronics, Inc.

Resistive Product Solutions

Repetitive Pulse Information

(This information is for reference only and is not guaranteed performance.)

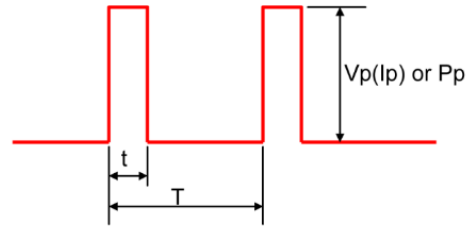
If repetitive pulses are applied to resistors, pulse wave form must be less than “Pulse Limiting Voltage”, “Pulse Limiting Current” or “Pulse Limiting Wattage” calculated by the formula below.

$$V_p = K\sqrt{P \times R \times T / t}$$

$$I_p = K\sqrt{P / R \times T / t}$$

$$P_p = K^2 \times P \times T / t$$

- Where: V_p : Pulse limiting voltage (V)
 I_p : Pulse limiting current (A)
 P_p : Pulse limiting wattage (W)
 P: Power rating (W)
 R: Nominal resistance (ohm)
 T: Repetitive period (sec)
 t: Pulse duration (sec)
 K: Coefficient by resistors type (refer to below matrix)
 [V_r : Rated Voltage (V), I_r : Rated Current (A)]



- Note 1: If $T > 10 \rightarrow T = 10$ (sec), $T/t > 1000 \rightarrow T/t = 1000$
 Note 2: If $T > 10$ and $T/t > 1000$, “Pulse Limiting power (Single pulse) is applied
 Note 3: If $V_p < V_r$ ($I_p < I_r$ or $P_p < P$), V_r (I_r , P) is V_p (I_p , P_p)
 Note 4: Pulse limiting voltage (current, wattage) is applied at less than rated ambient temperature. If ambient temperature is more than the rated temperature (70°C), please decrease power rating according to “Power Derating Curve”
 Note 5: Please assure sufficient margin for use period and conditions for “Pulse Limiting Voltage”
 Note 6: If the pulse waveform is not square wave, please judge after transform the waveform into square wave according to the “Waveform Transformation to Square Wave”.

RMCF Coefficient (K) Matrix

Ohmic Value	K
$R < 10\Omega$	0.50
$10\Omega \leq R < 100\Omega$	0.45
$100\Omega \leq R < 1K\Omega$	0.35
$1K\Omega \leq R < 10K\Omega$	0.25
$10K\Omega \leq R$	0.20

RMCF / RMCP Series

General Purpose Thick Film Standard Power and High-Power Chip Resistor

Stackpole Electronics, Inc.

Resistive Product Solutions

Waveform Transformation to Square Wave

1. Discharge curve wave with time constant "t" → Square wave



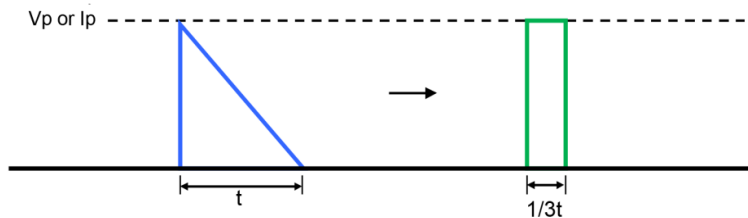
2. Damping oscillation wave with time constant of envelope "t" → Square wave



3. Half-wave rectification wave → Square wave



4. Triangular wave → Square wave



5. Special wave → Square wave



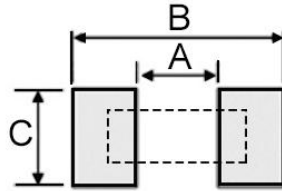
RMCF / RMCP Series

General Purpose Thick Film Standard Power
and High-Power Chip Resistor

Stackpole Electronics, Inc.

Resistive Product Solutions

Recommended Pad Layout



Type/Code	A	B	C	Unit
RMCF01005	0.008 0.20	0.020 0.50	0.008 0.20	inches mm
RMCF0201 RMCP0201	0.012 0.30	0.039 1.00	0.016 0.40	inches mm
RMCF0402 RMCP0402	0.020 0.50	0.059 1.50	0.024 0.60	inches mm
RMCF0603 RMCP0603	0.031 0.80	0.083 2.10	0.035 0.90	inches mm
RMCF0805 RMCP0805	0.047 1.20	0.118 3.00	0.051 1.30	inches mm
RMCF1206 RMCP1206	0.087 2.20	0.165 4.20	0.063 1.60	inches mm
RMCF1210 RMCP1210	0.087 2.20	0.165 4.20	0.110 2.80	inches mm
RMCF2010 RMCP2010	0.138 3.50	0.240 6.10	0.110 2.80	inches mm
RMCF2512 RMCP2512	0.193 4.90	0.315 8.00	0.138 3.50	inches mm

RMCF / RMCP Series

General Purpose Thick Film Standard Power and High-Power Chip Resistor

Stackpole Electronics, Inc.

Resistive Product Solutions

Packaging (EIA Standard RS-481)

Reel Specifications							
Reel Type	Wa	M	A	B	C	D	Unit
7" reel for 8 mm tape	0.354 ± 0.020	7.008 ± 0.079	0.079 ± 0.020	0.531 ± 0.020	0.827 ± 0.020	2.362 ± 0.039	inches
	9.00 ± 0.50	178.00 ± 2.00	2.00 ± 0.50	13.50 ± 0.50	21.00 ± 0.50	60.00 ± 1.00	mm
10" reel for 8 mm tape	0.394 ± 0.020	10.000 ± 0.079	0.079 ± 0.020	0.531 ± 0.020	0.827 ± 0.020	3.937 ± 0.039	inches
	10.00 ± 0.50	254.00 ± 2.00	2.00 ± 0.50	13.50 ± 0.50	21.00 ± 0.50	100.00 ± 1.00	mm

Packaging Specifications - Paper Tape (sizes 01005 - 1210)							
Type/Code	Nominal Typical Full Reel Weight (g)	Tape Width	A	B	W	E	Unit
RMCF01005	127.3	0.315 8.00	0.009 ± 0.002 0.24 ± 0.05	0.018 ± 0.004 0.45 ± 0.10	0.315 ± 0.008 8.00 ± 0.20	0.069 ± 0.004 1.75 ± 0.10	inches mm
RMCF0201 RMCP0201	97.2	0.315 8.00	0.016 ± 0.006 0.40 ± 0.15	0.028 ± 0.006 0.70 ± 0.15	0.315 ± 0.008 8.00 ± 0.20	0.069 ± 0.004 1.75 ± 0.10	inches mm
RMCF0402 RMCP0402	94.5	0.315 8.00	0.028 ± 0.006 0.70 ± 0.15	0.047 ± 0.006 1.20 ± 0.15	0.315 ± 0.008 8.00 ± 0.20	0.069 ± 0.004 1.75 ± 0.10	inches mm
RMCF0603 RMCP0603	118.3	0.315 8.00	0.041 ± 0.008 1.05 ± 0.20	0.071 ± 0.008 1.80 ± 0.20	0.315 ± 0.008 8.00 ± 0.20	0.069 ± 0.004 1.75 ± 0.10	inches mm
RMCF0805 RMCP0805	139.2	0.315 8.00	0.063 ± 0.010 1.60 ± 0.25	0.093 ± 0.010 2.35 ± 0.25	0.315 ± 0.008 8.00 ± 0.20	0.069 ± 0.004 1.75 ± 0.10	inches mm
RMCF1206 RMCP1206	151.4	0.315 8.00	0.077 ± 0.010 1.95 ± 0.25	0.140 ± 0.010 3.55 ± 0.25	0.315 ± 0.008 8.00 ± 0.20	0.069 ± 0.004 1.75 ± 0.10	inches mm
RMCF1210 RMCP1210	175.7	0.315 8.00	0.110 ± 0.010 2.80 ± 0.25	0.138 ± 0.008 3.50 ± 0.20	0.315 ± 0.008 8.00 ± 0.20	0.069 ± 0.004 1.75 ± 0.10	inches mm

RMCF / RMCP Series

General Purpose Thick Film Standard Power
and High-Power Chip Resistor

Stackpole Electronics, Inc.

Resistive Product Solutions

Packaging Specifications - Paper Tape (sizes 01005 - 1210)

Type/Code	F	T	P	P0	P1	DØ	Unit
RMCF01005	0.138 ± 0.002 3.50 ± 0.05	0.016 ± 0.004 0.40 ± 0.10	0.079 ± 0.004 2.00 ± 0.10	0.157 ± 0.004 4.00 ± 0.10	0.079 ± 0.004 2.00 ± 0.10	0.059 +0.004/-0 1.50 +0.10/-0	inches mm
RMCF0201 RMCP0201	0.138 ± 0.002 3.50 ± 0.05	0.015 ± 0.006 0.38 ± 0.15	0.079 ± 0.004 2.00 ± 0.10	0.157 ± 0.004 4.00 ± 0.10	0.079 ± 0.004 2.00 ± 0.10	0.059 +0.004/-0 1.50 +0.10/-0	inches mm
RMCF0402 RMCP0402	0.138 ± 0.002 3.50 ± 0.05	0.016 ± 0.008 0.40 ± 0.20	0.079 ± 0.004 2.00 ± 0.10	0.157 ± 0.004 4.00 ± 0.10	0.079 ± 0.004 2.00 ± 0.10	0.059 +0.004/-0 1.50 +0.10/-0	inches mm
RMCF0603 RMCP0603	0.138 ± 0.002 3.50 ± 0.05	0.024 ± 0.004 0.60 ± 0.10	0.157 ± 0.004 4.00 ± 0.10	0.157 ± 0.004 4.00 ± 0.10	0.079 ± 0.004 2.00 ± 0.10	0.059 +0.004/-0 1.50 +0.10/-0	inches mm
RMCF0805 RMCP0805	0.138 ± 0.002 3.50 ± 0.05	0.030 ± 0.004 0.75 ± 0.10	0.157 ± 0.004 4.00 ± 0.10	0.157 ± 0.004 4.00 ± 0.10	0.079 ± 0.004 2.00 ± 0.10	0.059 +0.004/-0 1.50 +0.10/-0	inches mm
RMCF1206 RMCP1206	0.138 ± 0.002 3.50 ± 0.05	0.030 ± 0.004 0.75 ± 0.10	0.157 ± 0.004 4.00 ± 0.10	0.157 ± 0.004 4.00 ± 0.10	0.079 ± 0.004 2.00 ± 0.10	0.059 +0.004/-0 1.50 +0.10/-0	inches mm
RMCF1210 RMCP1210	0.138 ± 0.002 3.50 ± 0.05	0.030 ± 0.004 0.75 ± 0.10	0.157 ± 0.004 4.00 ± 0.10	0.157 ± 0.004 4.00 ± 0.10	0.079 ± 0.004 2.00 ± 0.10	0.059 +0.004/-0 1.50 +0.10/-0	inches mm

Packaging Specifications - Plastic Tape (sizes 2010 and 2512)



Type/Code	Nominal Typical Full Reel Weight (g)	Tape Width	A	B	W	E	F	Unit
RMCF2010 RMCP2010	183.1	0.472 12.00	0.110 ± 0.008 2.80 ± 0.20	0.217 ± 0.012 5.50 ± 0.30	0.472 ± 0.008 12.00 ± 0.20	0.069 ± 0.004 1.75 ± 0.10	0.217 ± 0.002 5.50 ± 0.05	inches mm
RMCF2512 RMCP2512	255.3	0.472 12.00	0.134 ± 0.008 3.40 ± 0.20	0.264 ± 0.008 6.70 ± 0.20	0.472 ± 0.008 12.00 ± 0.20	0.069 ± 0.004 1.75 ± 0.10	0.217 ± 0.002 5.50 ± 0.05	inches mm
Type/Code	G	H	T	ØD	ØD1	T1	P	Unit
RMCF2010 RMCP2010	0.157 ± 0.004 4.00 ± 0.10	0.079 ± 0.002 2.00 ± 0.05	0.009 ± 0.004 0.23 ± 0.10	0.059 +0.004/-0 1.50 +0.10/-0	0.059 ± 0.004 1.50 ± 0.10	0.035 ± 0.008 0.90 ± 0.20	0.157 ± 0.004 4.00 ± 0.10	inches mm
RMCF2512 RMCP2512	0.157 ± 0.004 4.00 ± 0.10	0.079 ± 0.002 2.00 ± 0.05	0.009 ± 0.004 0.23 ± 0.10	0.059 +0.004/-0 1.50 +0.10/-0	0.059 ± 0.004 1.50 ± 0.10	0.035 ± 0.008 0.90 ± 0.20	0.157 ± 0.004 4.00 ± 0.10	inches mm

RMCF / RMCP Series

General Purpose Thick Film Standard Power and High-Power Chip Resistor

Stackpole Electronics, Inc.
Resistive Product Solutions



The data provided are for reference only. They are typical performance for this product but are not guaranteed. The actual pulse handling of each individual resistor may vary depending on a variety of factors including resistance tolerance and resistance value. Stackpole Electronics, Inc. assumes no liability for the use of this information. Customers should validate the performance of these products in their applications. Contact Stackpole marketing to discuss specific pulse application requirements.

Temperature Measurement of Resistor Surface

Description: The resistor surface generated temperature variation after applied rated voltage.

Size	0201	0402	0603	0805	1206	1210	2010	2512
R-V	15K	40.2K	57.6K	180K	182K	100K	100K	75K
Rated Power (W)	1/20	1/16	1/10	1/8	1/4	1/2	3/4	1
Max Rated Voltage (V)	25	50	75	150	200	200	200	200

Test method: Measure component surface temperature directly after the temperature stabilizes.
Test result: As per table below:



The thermal resistance of the RMCP will be similar to the RMCF. For example, the RMCF2512 and the RMCP2512 will have similar surface temperatures at 1W; the RMCP is designed to withstand higher temperatures associated with high power levels.

RMCF / RMCP Series

General Purpose Thick Film Standard Power and High-Power Chip Resistor

Stackpole Electronics, Inc.
Resistive Product Solutions

Part Marking Instructions

E96 and E24 Values for 0805-2512 (1% tolerances)

The nominal resistance is marked on the surface of the overcoating with the use of **four character markings**.

- Values <100Ω will use "R" as the decimal holder.



E24 Values for 0805-2512 (5% tolerance, ≤ 0.91Ω)

The nominal resistance is marked on the surface of the overcoating with the use of **four character markings**.


- Values ≤ 0.91Ω will use "R" as the decimal holder.



E24 Values for 0805-2512 (5% tolerance, ≥ 1Ω)

The nominal resistance is marked on the surface of the overcoating with the use of **three character markings**.


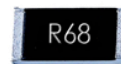
- Values between 1Ω and 9.1Ω will use "R" as the decimal holder.



E24 Values for 0603

The nominal resistance is marked on the surface of the overcoating with the use of **three character markings**.

- Values between 0.1Ω and 9.1Ω will use "R" as the decimal holder.
- Values ≥10Ω will use no decimal holder.
- 5% tolerance is not underlined. 1% tolerance is underlined.



(Effective date for 1% underline marking is date codes on/or after April 1st 2025)

- Values that are both E24 and E96 follow E96 marking rules.

E96 Values for 0603 size (1% tolerances)

A two character number is assigned to each standard R-Value (E96) as shown in the chart below. This is followed by one alpha character which is used as a multiplier. Each letter from "Y" - "F" represents a specific multiplier.



Alpha Character = Multiplier	
Y = 0.1	C = 1000
X = 1	D = 10000
A = 10	E = 100000
B = 100	F = 1000000

Chip Marking	Value
01B =	10.0 x 100 = 1 KΩ
25C =	17.8 x 1000 = 17.8 KΩ
93D =	90.9 x 10000 = 909 KΩ

E96											
#	R-Value	#	R-Value	#	R-Value	#	R-Value	#	R-Value	#	R-Value
01	10.0	17	14.7	33	21.5	49	31.6	65	46.4	81	68.1
02	10.2	18	15.0	34	22.1	50	32.4	66	47.5	82	69.8
03	10.5	19	15.4	35	22.6	51	33.2	67	48.7	83	71.5
04	10.7	20	15.8	36	23.2	52	34.0	68	49.9	84	73.2
05	11.0	21	16.2	37	23.7	53	34.8	69	51.1	85	75.0
06	11.3	22	16.5	38	24.3	54	35.7	70	52.3	86	76.8
07	11.5	23	16.9	39	24.9	55	36.5	71	53.6	87	78.7
08	11.8	24	17.4	40	25.5	56	37.4	72	54.9	88	80.6
09	12.1	25	17.8	41	26.1	57	38.3	73	56.2	89	82.5
10	12.4	26	18.2	42	26.7	58	39.2	74	57.6	90	84.5
11	12.7	27	18.7	43	27.4	59	40.2	75	59.0	91	86.6
12	13.0	28	19.1	44	28.0	60	41.2	76	60.4	92	88.7
13	13.3	29	19.6	45	28.7	61	42.2	77	61.9	93	90.9
14	13.7	30	20.0	46	29.4	62	43.2	78	63.4	94	93.1
15	14.0	31	20.5	47	30.1	63	44.2	79	64.9	95	95.3
16	14.3	32	21.0	48	30.9	64	45.3	80	66.5	96	97.6

Note: 01005, 0201, and 0402 sizes are unmarked.

RMCF / RMCP Series

General Purpose Thick Film Standard Power and High-Power Chip Resistor

Stackpole Electronics, Inc.

Resistive Product Solutions

RoHS Compliance

Stackpole Electronics has joined the worldwide effort to reduce the amount of lead in electronic components and to meet the various regulatory requirements now prevalent, such as the European Union’s directive regarding “Restrictions on Hazardous Substances” (RoHS 3). As part of this ongoing program, we periodically update this document with the status regarding the availability of our compliant components. All our standard part numbers are compliant to EU Directive 2011/65/EU of the European Parliament as amended by Directive (EU) 2015/863/EU as regards the list of restricted substances.

RoHS Compliance Status						
Standard Product Series	Description	Package / Termination Type	Standard Series RoHS Compliant	Lead-Free Termination Composition	Lead-Free Mfg. Effective Date (Std Product Series)	Lead-Free Effective Date Code (YY/WW)
RMCF	General Purpose Thick Film Standard Power Chip Resistor	SMD	YES ⁽¹⁾	100% Matte Sn over Ni	Jan-04 (Japan) Jan-05 (Taiwan, China)	04/01 05/01
RMCP	General Purpose Thick Film High-Power Chip Resistor	SMD	YES ⁽¹⁾	100% Matte Sn over Ni	Always	Always

Note (1): RoHS Compliant by means of exemption 7c-l.

“Conflict Metals” Commitment

We at Stackpole Electronics, Inc. are joined with our industry in opposing the use of metals mined in the “conflict region” of the eastern Democratic Republic of the Congo (DRC) in our products. Recognizing that the supply chain for metals used in the electronics industry is very complex, we work closely with our own suppliers to verify to the extent possible that the materials and products we supply do not contain metals sourced from this conflict region. As such, we are in compliance with the requirements of Dodd-Frank Act regarding Conflict Minerals.

Compliance to “REACH”

We certify that all passive components supplied by Stackpole Electronics, Inc. are SVHC (Substances of Very High Concern) free and compliant with the requirements of EU Directive 1907/2006/EC, “The Registration, Evaluation, Authorization and Restriction of Chemicals”, otherwise referred to as REACH. Contact us for complete list of REACH Substance Candidate List.

Environmental Policy

It is the policy of Stackpole Electronics, Inc. (SEI) to protect the environment in all localities in which we operate. We continually strive to improve our effect on the environment. We observe all applicable laws and regulations regarding the protection of our environment and all requests related to the environment to which we have agreed. We are committed to the prevention of all forms of pollution.

RMCF / RMCP Series

General Purpose Thick Film Standard Power and High-Power Chip Resistor

Stackpole Electronics, Inc.

Resistive Product Solutions

How to Order - RMCF

R M C F 0 6 0 3 J T 4 K 7 0

Product Series	Size		Tolerance			Packaging				Resistance Value
Code	Size	W	Code	Tol	Value	Code	Description	Size	Quantity	Four characters with the multiplier used as the decimal holder.
RMCF	01005	0.03	F	1%	E96, E24	T	7" Reel Paper Tape	01005	10000	
	0201	0.05	J	5%	E24			0201, 0402	10000	
	0402	0.063	Z Jumper					0603, 0805, 1206	5000	
	0603	0.1					1210	4000		
	0805	0.125				G	10" Reel Paper Tape	2010, 2512	4000	
	1206	0.25						0603, 0805, 1206	10000	
	1210	0.5								
	2010	0.75								
	2512	1								

How to Order - RMCP

R M C P 0 6 0 3 J T 4 K 7 0

Product Series	Size		Tolerance			Packaging				Resistance Value
Code	Size	W	Code	Tol	Value	Code	Description	Size	Quantity	Four characters with the multiplier used as the decimal holder.
RMCP	0201	0.063	F	1%	E96, E24	T	7" Reel Paper Tape	0201, 0402	10000	
	0402	0.125	J	5%	E24			0603, 0805 1206, 1210	5000	
	0603	0.25	Z Jumper				G	10" Reel Paper Tape	2010, 2512	4000
	0805	0.33				0603, 0805 1206			10000	
	1206	0.5								
	1210	0.66								
	2010	1								
	2512	2								

OUR CERTIFICATE

DiGi provide top-quality products and perfect service for customer worldwide through standardization, technological innovation and continuous improvement. DiGi through third-party certification, we stricly control the quality of products and services. Welcome your RFQ to

Email: Info@DiGi-Electronics.com



Tel: +00 852-30501935

RFQ Email: Info@DiGi-Electronics.com

DiGi is a global authorized distributor of electronic components.