

WCB25JB47R0 Datasheet



DiGi Electronics Part Number	WCB25JB47R0-DG
Manufacturer	Stackpole Electronics Inc
Manufacturer Product Number	WCB25JB47R0
Description	RES 47 OHM 5% 25W AXIAL
Detailed Description	47 Ohms ±5% 25W Through Hole Resistor Axial Flame Proof, Moisture Resistant, Safety Wirewound

<https://www.DiGi-Electronics.com>

This model WCB25JB47R0 is available at DiGi Electronics.

DiGi Electronics offers a global database of semiconductor and electronic component datasheets.

We welcome your inquiries regarding pricing, lead time, or other product-related questions.

 [Request a Quote](#)

 [Datasheet Search](#)



Tel: +00 852-30501935

RFQ Email: Info@DiGi-Electronics.com

DiGi is a global authorized distributor of electronic components.

Purchase and inquiry

Manufacturer Product Number:

WCB25JB47R0

Series:

WCB

Resistance:

47 Ohms

Power (Watts):

25W

Features:

Flame Proof, Moisture Resistant, Safety

Operating Temperature:

-55°C ~ 275°C

Supplier Device Package:

Axial

Height - Seated (Max):

0.539" (13.68mm)

Failure Rate:

-

Manufacturer:

Stackpole Electronics Inc

Product Status:

Active

Tolerance:

±5%

Composition:

Wirewound

Temperature Coefficient:

±20ppm/°C

Package / Case:

Axial

Size / Dimension:

2.500" L x 0.500" W (63.50mm x 12.70mm)

Number of Terminations:

2

Environmental & Export classification

RoHS Status:

ROHS3 Compliant

REACH Status:

REACH Unaffected

HTSUS:

8533.29.0000

Moisture Sensitivity Level (MSL):

Not Applicable

ECCN:

EAR99

WCB / WCBF / NWCB Series


Welded Ceramic Housed Axial Leaded Wirewound Resistor

Stackpole Electronics, Inc.

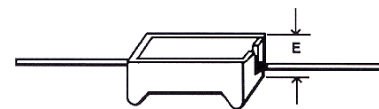
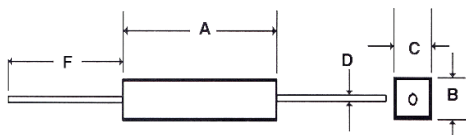
Resistive Product Solutions

Features:

- Welded element on ceramic core
- Low noise, high reliability compared to fiberglass core wirewounds
- Fireproof power wirewound
- High thermal conductivity
- NWCB – Non-inductively Ayrton Perry winding
- Body standoffs available; add “F” after WCB
- RoHS compliant, REACH compliant, lead free, and halogen free

**Electrical Specifications**

Type/Code	Power Rating (W) @ 70°C	TCR (ppm/°C)	Ohmic Range (Ω) and Tolerance		
			0.5%	1%	5%
WCB5, WCBF5	5	0.1Ω to 10Ω = ± 50 ppm/°C > 10Ω = ± 20 ppm/°C	1 - 10K	0.1 - 10K	
WCB7, WCBF7	7		1 - 15K	0.1 - 15K	
WCB10, WCBF10	10		1 - 20K	0.1 - 20K	
WCB15, WCBF15	15				
WCB20, WCBF20	20		-	0.1 - 4.7K 0.1 - 7.5K	
WCB25, WCBF25	25				
NWCB5	5				
NWCB7	7				
NWCB10	10				
NWCB15	15		0.1 - 10K		
NWCB20	20				
NWCB25	25				

Max Voltage Rating = $\sqrt{P \cdot R}$ **Mechanical Specifications**

Type/Code	A Body Length	B Height	C Width	D Lead Diameter	E (WCBF only)	F Lead Length	Unit
WCB5, WCBF5, NCB5	0.875 ± 0.039 22.23 ± 0.99	0.375 ± 0.039 9.53 ± 0.99	0.375 ± 0.039 9.53 ± 0.99	0.032 ± 0.002 0.81 ± 0.05	0.410 ± 0.039 10.41 ± 0.99	1.500 ± 0.250 38.10 ± 6.35	inches mm
WCB7, WCBF7, NCB7	1.400 ± 0.039 35.56 ± 0.99	0.375 ± 0.039 9.53 ± 0.99	0.375 ± 0.039 9.53 ± 0.99	0.032 ± 0.002 0.81 ± 0.05	0.450 ± 0.039 11.43 ± 0.99	1.500 ± 0.250 38.10 ± 6.35	inches mm
WCB10, WCBF10, NCB10	1.875 ± 0.039 47.63 ± 0.99	0.375 ± 0.039 9.53 ± 0.99	0.375 ± 0.039 9.53 ± 0.99	0.032 ± 0.002 0.81 ± 0.05	0.470 ± 0.039 11.94 ± 0.99	1.500 ± 0.250 38.10 ± 6.35	inches mm
WCB15, WCBF15, NCB15	1.875 ± 0.039 47.63 ± 0.99	0.500 ± 0.039 12.70 ± 0.99	0.500 ± 0.039 12.70 ± 0.99	0.032 ± 0.002 0.81 ± 0.05	0.610 ± 0.039 15.49 ± 0.99	1.500 ± 0.250 38.10 ± 6.35	inches mm
WCB20, NCB20	2.500 ± 0.039 63.50 ± 0.99	0.500 ± 0.039 12.70 ± 0.99	0.500 ± 0.039 12.70 ± 0.99	0.032 ± 0.002 0.81 ± 0.05	-	1.500 ± 0.250 38.10 ± 6.35	inches mm
WCBF20	2.355 ± 0.039 59.82 ± 0.99	-	0.570 ± 0.039 14.48 ± 0.99	0.032 ± 0.002 0.81 ± 0.05	0.660 ± 0.039 16.76 ± 0.99	1.500 ± 0.250 38.10 ± 6.35	inches mm
WCB25, NCB25	2.500 ± 0.039 63.50 ± 0.99	0.500 ± 0.039 12.70 ± 0.99	0.500 ± 0.039 12.70 ± 0.99	0.032 ± 0.002 0.81 ± 0.05	-	1.500 ± 0.250 38.10 ± 6.35	inches mm
WCBF25	2.355 ± 0.039 59.82 ± 0.99	-	0.570 ± 0.039 14.48 ± 0.99	0.032 ± 0.002 0.81 ± 0.05	0.660 ± 0.039 16.76 ± 0.99	1.500 ± 0.250 38.10 ± 6.35	inches mm

WCB / WCBF / NWCB Series

Welded Ceramic Housed Axial Leaded Wirewound Resistor

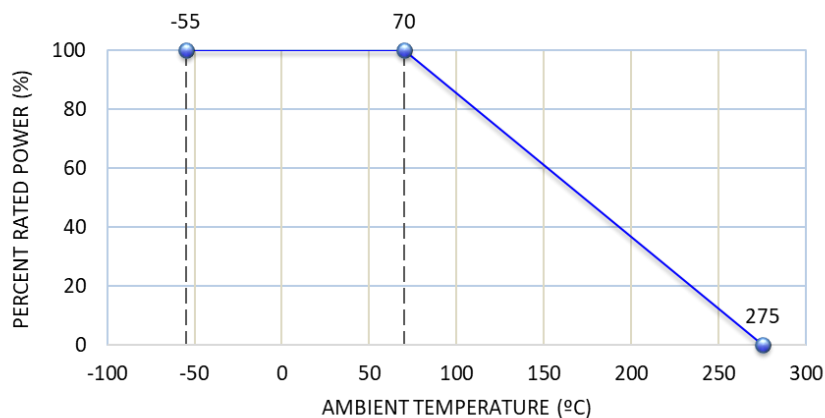
Stackpole Electronics, Inc.

Resistive Product Solutions

Performance Characteristics

Test	Test Results
Moisture Resistance	± 5%
Thermal Shock	± 2%
Load Life @ 70°C - 1000 hours	± 5%
Resistance to Soldering Heat	± 2%
Short Time Overload - 5 X Pn for 5 seconds	± 2%
Dielectric Withstanding Voltage	± 2%

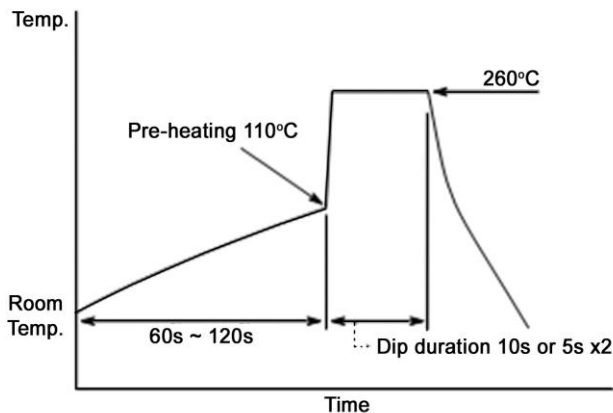
Operating Temperature Range: -55°C to +275°C

Power Derating Curve:**Recommended Soldering Condition****Flow Soldering:**

- Pre-heating: 110°C MAX
- Peak temperature/duration: 260°C within 10 seconds (1st, 2nd wave total)
- Temperature profile (see chart on the right)

Iron Soldering:

- 380°C, 5 seconds, once/terminal



WCB / WCBF / NWCB Series

Welded Ceramic Housed Axial Leaded Wirewound Resistor

Stackpole Electronics, Inc.

Resistive Product Solutions

RoHS Compliance

Stackpole Electronics has joined the worldwide effort to reduce the amount of lead in electronic components and to meet the various regulatory requirements now prevalent, such as the European Union's directive regarding "Restrictions on Hazardous Substances" (RoHS 3). As part of this ongoing program, we periodically update this document with the status regarding the availability of our compliant components. All our standard part numbers are compliant to EU Directive 2011/65/EU of the European Parliament as amended by Directive (EU) 2015/863/EU as regards the list of restricted substances.

RoHS Compliance Status						
Standard Product Series	Description	Package / Termination Type	Standard Series RoHS Compliant	Lead-Free Termination Composition	Lead-Free Mfg. Effective Date (Std Product Series)	Lead-Free Effective Date Code (YY/WW)
WCB	Ceramic Housed with Axial Leads Wirewound Resistor	Axial	Yes	100% Matte Sn	Jan-06	06/01
WCBF	Ceramic Housed with Axial Leads Wirewound Resistor	Axial	Yes	100% Matte Sn	Always	Always

"Conflict Metals" Commitment

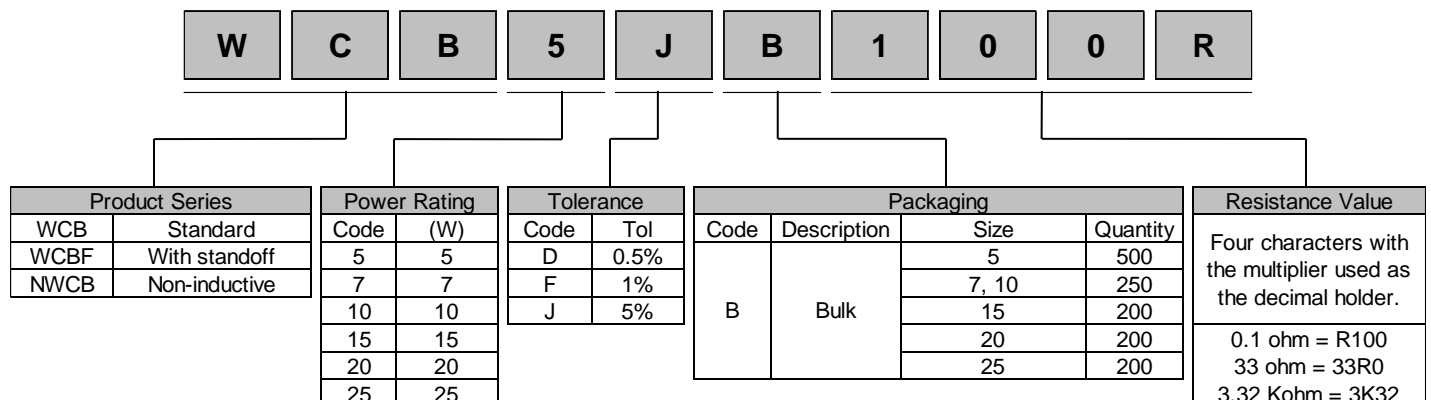
We at Stackpole Electronics, Inc. are joined with our industry in opposing the use of metals mined in the "conflict region" of the Eastern Democratic Republic of the Congo (DRC) in our products. Recognizing that the supply chain for metals used in the electronics industry is very complex, we work closely with our own suppliers to verify to the extent possible that the materials and products we supply do not contain metals sourced from this conflict region. As such, we are in compliance with the requirements of Dodd-Frank Act regarding Conflict Minerals.

Compliance to "REACH"

We certify that all passive components supplied by Stackpole Electronics, Inc. are SVHC (Substances of Very High Concern) free and compliant with the requirements of EU Directive 1907/2006/EC, "The Registration, Evaluation, Authorization and Restriction of Chemicals", otherwise referred to as REACH. Contact us for complete list of REACH Substance Candidate List.

Environmental Policy

It is the policy of Stackpole Electronics, Inc. (SEI) to protect the environment in all localities in which we operate. We continually strive to improve our effect on the environment. We observe all applicable laws and regulations regarding the protection of our environment and all requests related to the environment to which we have agreed. We are committed to the prevention of all forms of pollution.

How to Order

OUR CERTIFICATE

DiGi provide top-quality products and perfect service for customer worldwide through standardization, technological innovation and continuous improvement. DiGi through third-party certification, we strictly control the quality of products and services. Welcome your RFQ to

Email: Info@DiGi-Electronics.com



Tel: +00 852-30501935

RFQ Email: Info@DiGi-Electronics.com

DiGi is a global authorized distributor of electronic components.