


# PEC04DACN Datasheet



<https://www.DiGi-Electronics.com>

DiGi Electronics Part Number	PEC04DACN-DG
Manufacturer	<a href="#">Sullins Connector Solutions</a>
Manufacturer Product Number	PEC04DACN
Description	CONN HEADER VERT 8POS 2.54MM
Detailed Description	Connector Header Through Hole 8 position 0.100" ( 2.54mm)

This model PEC04DACN is available at DiGi Electronics.

DiGi Electronics offers a global database of semiconductor and electronic component datasheets.

We welcome your inquiries regarding pricing, lead time, or other product-related questions.

 [Request a Quote](#)

 [Datasheet Search](#)



Tel: +00 852-30501935

RFQ Email: [Info@DiGi-Electronics.com](mailto:Info@DiGi-Electronics.com)

DiGi is a global authorized distributor of electronic components.

## Purchase and inquiry

Manufacturer Product Number:

PEC04DACN

Series:

-

Connector Type:

Header, Breakaway

Pitch - Mating:

0.100" (2.54mm)

Number of Rows:

2

Number of Positions Loaded:

All

Shrouding:

Unshrouded

Termination:

Solder

Contact Length - Mating:

0.230" (5.84mm)

Overall Contact Length:

0.650" (16.51mm)

Contact Shape:

Square

Contact Finish Thickness - Mating:

100.0µin (2.54µm)

Contact Material:

Phosphor Bronze

Features:

-

Ingress Protection:

-

Insulation Color:

Black

Voltage Rating:

-

Contact Finish Thickness - Post:

100.0µin (2.54µm)

Base Product Number:

PEC04

Manufacturer:

Sullins Connector Solutions

Product Status:

Active

Contact Type:

Male Pin

Number of Positions:

8

Row Spacing - Mating:

0.100" (2.54mm)

Style:

Board to Board or Cable

Mounting Type:

Through Hole

Fastening Type:

Push-Pull

Contact Length - Post:

0.320" (8.13mm)

Insulation Height:

0.100" (2.54mm)

Contact Finish - Mating:

Tin

Contact Finish - Post:

Tin

Insulation Material:

Polybutylene Terephthalate (PBT)

Operating Temperature:

-65°C ~ 125°C

Material Flammability Rating:

UL94 V-0

Current Rating (Amps):

3A

Mated Stacking Heights:

-

Applications:

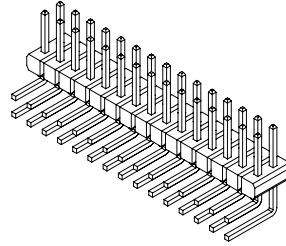
-



## .100" [2.54 mm] Contact Centers, Male Breakaway Headers, Straight/Right Angle/SMT

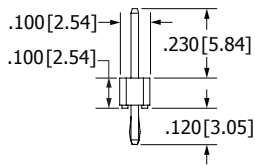
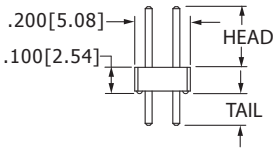
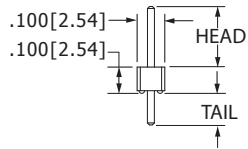
### SPECIFICATIONS

- 3 Amps current rating
- UL Flammability Rating: 94V-0
- Insulator: PBT, PA9T, PPS, PEEK
- Contact Material: Phosphor Bronze
- See jumpers section for options available
- Consult Factory for PCB Layout



### TERMINATION TYPES

#### STRAIGHT TERMINATIONS



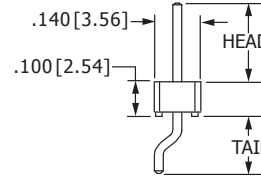
RETENTION LEAD MOUNTING  
(EXAMPLE P/N: PBC365AAR)

P/N CODE	HEAD	TAIL
AA	.230 [5.84]	.120 [3.05]
AB	.230 [5.84]	.230 [5.84]
AC	.230 [5.84]	.320 [8.13]
AD	.230 [5.84]	.420 [10.67]
AE	.23 [5.84]	.520 [13.21]
AF	.230 [5.84]	.620 [15.75]
AG	.230 [5.84]	.720 [18.29]
AH	.230 [5.84]	.820 [20.83]
AI*	.230 [5.84]	.900 [22.86]
AJ*	.230 [5.84]	1.000 [25.40]
AK*	.230 [5.84]	.035 [0.89]
FA	.318 [8.08]	.120 [3.05]
FB	.318 [8.08]	.220 [5.59]
FC	.318 [8.08]	.320 [8.13]
FD	.318 [8.08]	.420 [10.67]
FE	.318 [8.08]	.520 [13.21]
FF*	.318 [8.08]	.620 [15.75]
FG*	.318 [8.08]	.710 [18.03]
FH*	.318 [8.08]	.810 [20.57]
FI*	.318 [8.08]	.910 [23.11]
FJ*	.318 [8.08]	.050 [1.27]
ZA	.120 [3.05]	.120 [3.05]
ZB*	.120 [3.05]	.095 [2.41]
ZC	.120 [3.05]	.260 [6.60]
ZD	.120 [3.05]	.610 [15.49]
ZI*	.520 [13.21]	.110 [2.79]
ZJ*	.720 [18.29]	.110 [2.79]
ZO*	.820 [20.83]	.110 [2.79]
ZQ*	1.020 [25.91]	.110 [2.79]
ZR*	1.220 [30.99]	.110 [2.79]

\*Consult factory for availability.

#### SMT TERMINATIONS

Single Row with -M89, -M511, -M308 Modification Code

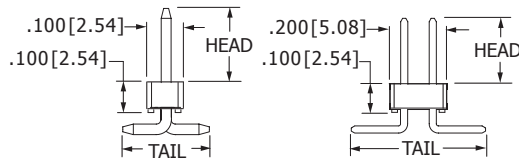


P/N CODE	HEAD	TAIL
BS	.230 [5.84]	.180 [4.57]
GS	.318 [8.08]	.180 [4.57]
ZC*	.120 [3.05]	.180 [4.57]
ZU*	.420 [10.67]	.180 [4.57]

\*Consult factory for availability.

#### SMT TERMINATIONS

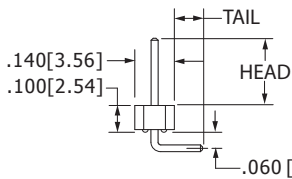
Single or Dual Row with -M30, -M508, -M596 Modification Code



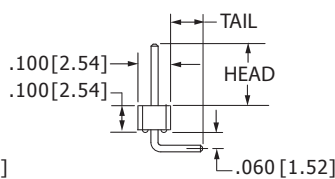
P/N CODE	HEAD	SINGLE ROW TAIL	DUAL ROW TAIL
AB	.230 [5.84]	.320 [8.13]	.420 [10.67]
FB	.318 [8.08]	.300 [7.62]	.400 [10.16]
ZS*	.120 [3.05]	.200 [5.08]	.300 [7.62]
ZT*	.420 [10.67]	.200 [5.08]	.300 [7.62]

\*Consult factory for availability.

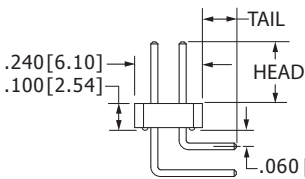
### RIGHT ANGLE TERMINATIONS



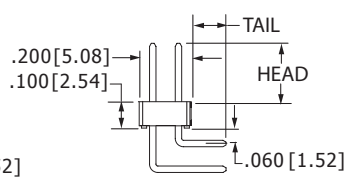
RIGHT ANGLE (Standard)



RIGHT ANGLE SINGLE (Narrow)  
-M71, -M509, -M595 Modification Code



RIGHT ANGLE (Standard)



RIGHT ANGLE DUAL (Narrow)  
-M71, -M509, -M595 Modification Code

P/N CODE	HEAD	TAIL	-M71, -M509, -M595 TAIL
BA	.230 [5.84]	.100 [2.54]	.120 [3.05]
BB	.230 [5.84]	.200 [5.08]	.220 [5.59]
BC	.230 [5.84]	.300 [7.62]	.320 [8.13]
BD	.230 [5.84]	.400 [10.16]	.420 [10.67]
BE	.230 [5.84]	.500 [12.70]	.520 [13.21]
BF**	.230 [5.84]	.600 [15.24]	.620 [15.75]
BG**	.230 [5.84]	.700 [17.78]	.720 [18.29]
BH*	.230 [5.84]	.800 [20.32]	.820 [20.83]
BI*	.230 [5.84]	.900 [22.86]	.920 [23.37]
BJ*	.230 [5.84]	1.000 [25.40]	1.020 [25.91]
GA	.318 [8.08]	.100 [2.54]	.120 [3.05]
GB	.318 [8.08]	.200 [5.08]	.220 [5.59]
GC**	.318 [8.08]	.300 [7.62]	.320 [8.13]
GD**	.318 [8.08]	.400 [10.16]	.420 [10.67]
GE*	.318 [8.08]	.600 [15.24]	.620 [15.75]
GF*	.318 [8.08]	.800 [20.32]	.820 [20.83]
DA**	.120 [3.05]	.120 [3.05]	.140 [3.56]

\*Consult factory for availability.

\*\*Consult factory for availability in Dual Readout.



## .100" [2.54 mm] Contact Centers, Male Breakaway Headers, Straight/Right Angle/SMT

### PART NUMBER OPTIONS

#### MATERIALS (INSULATOR/CONTACT)

- P = Black PBT or Equivalent/Phosphor Bronze  
Operating Temperature: -65°C to +125°C  
Processing Temperature: Manual/Wave Soldering
  - G = Black PA9T/Phosphor Bronze  
Operating Temperature: -65°C to +150°C  
Processing Temperature: 260°C Max. for 10 sec.
  - \*R = Green PPS/Phosphor Bronze (Consult Factory)  
Operating Temperature: -65°C to +200°C  
Processing Temperature: 260°C Max. for 20 sec.
  - \*Q = Tan PEEK/Phosphor Bronze (Consult Factory)  
Operating Temperature: -65°C to +250°C  
Processing Temperature: 260°C Max. for 20 sec.
- \*Available with overall gold plating ('M') only

#### CONTACT FINISH - RoHS Compliant

All platings are Lead Free and have .000050" Nickel underplate

- | Contact Surface                       | Termination              |
|---------------------------------------|--------------------------|
| B = .000010" Gold                     | .000100" Pure Tin, Matte |
| C = .000030" Gold                     | .000100" Pure Tin, Matte |
| E = .000100" Pure Tin, Matte, Overall |                          |
| G = .000010" Gold                     | .000005" Gold            |
| S = .000010" Gold                     | .000010" Gold Overall    |
| M = .000030" Gold                     | .000010" Gold Overall    |

#### CONTACT CENTERS

C = .100" [2.54 mm]

#### NUMBER OF POSITIONS

01 Thru 36 (eg. 36 Dual = 72 Contacts)

#### READOUT (Opposite Page)

- S = Single
- D = Dual

#### P B C 36 D AA N - Mxxx

#### MODIFICATION CODE (Consult Factory)

OMIT FOR STANDARD

- M500 = Brown PPS\*\*
  - M594 = White PA9T\*\*\*
  - M30 = SMT, Vertical  
(M508 for brown PPS\*\*, M596 for white PA9T\*\*\*)
  - M89 = SMT, Horizontal  
(M511 for brown PPS\*\*, M308 for white PA9T\*\*\*)  
Available with single row only
  - M71 = Narrow Body  
(M509 for brown PPS\*\*, M595 for white PA9T\*\*\*)  
Available with Right Angle Only
- \*\*Brown PPS available with material code 'R' only  
\*\*\*White PA9T available with material code 'G' only

#### MOUNTING STYLE

- N = No Mounting
- R = Retention Lead (Single Row & 'AA' Termination Only)

#### TERMINATION TYPE (Opposite Page)

**Straight** = AA, AB, AC, AD, AE, AF, AG, AH, AI, AJ, AK, FA, FB, FC, FD, FE, FF, FG, FH, FI, FJ, ZA, ZB, ZC, ZD, ZE, ZF, ZG, ZH, ZI, ZJ, ZK, ZL, ZM, ZN, ZO, ZP, ZQ, ZR

**Right Angle** = BA, BB, BC, BD, BE, BF, BG, BH, BI, BJ, GA, GB, GC, GD, GE, GF, DA

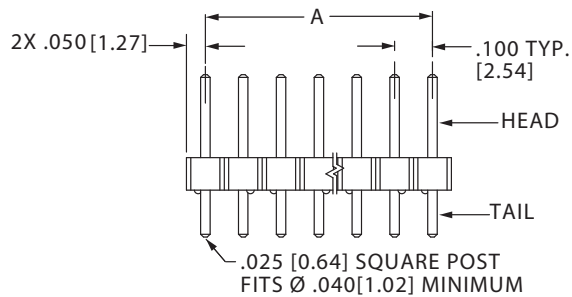
**Right Angle with -M71, -M509, -M595 Modification Code** = BA, BB, BC, BD, BE, BF, BG, BH, BI, BJ, GA, GB, GE, GF

**SMT with -M89, -M511, -M308 Modification Code** = BS, GS, ZC, ZU

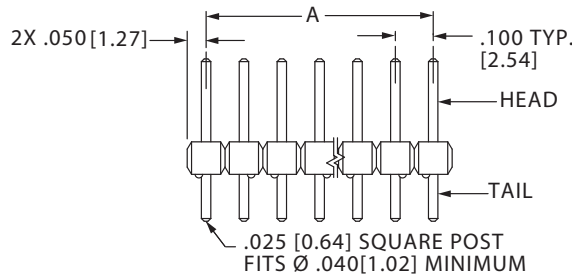
**SMT with -M30, -M508, -M596 Modification Code** = AB, FB, ZS, ZT

### DIMENSIONS

Dimensions in [ ] are in millimeters, all others are in inches.



**SINGLE READOUT, STRAIGHT TAIL SHOWN**



**DUAL READOUT, STRAIGHT TAIL SHOWN**

PART NUMBER	NUMBER OF CONTACTS SINGLE/DUAL	A		B	
		in	mm	in	mm
__C01S(D)___	01/02	0.000	0.00	0.100	2.54
__C02S(D)___	02/04	0.100	2.54	0.200	5.08
__C03S(D)___	03/06	0.200	5.08	0.300	7.62
__C04S(D)___	04/08	0.300	7.62	0.400	10.16
__C05S(D)___	05/10	0.400	10.16	0.500	12.70
__C06S(D)___	06/12	0.500	12.70	0.600	15.24
__C07S(D)___	07/14	0.600	15.24	0.700	17.78
__C08S(D)___	08/16	0.700	17.78	0.800	20.32
__C09S(D)___	09/18	0.800	20.32	0.900	22.86
__C10S(D)___	10/20	0.900	22.86	1.000	25.40
__C11S(D)___	11/22	1.000	25.40	1.100	27.94
__C12S(D)___	12/24	1.100	27.94	1.200	30.48
__C13S(D)___	13/26	1.200	30.48	1.300	33.02
__C14S(D)___	14/28	1.300	33.02	1.400	35.56
__C15S(D)___	15/30	1.400	35.56	1.500	38.10
__C16S(D)___	16/32	1.500	38.10	1.600	40.64
__C17S(D)___	17/34	1.600	40.64	1.700	43.18
__C18S(D)___	18/36	1.700	43.18	1.800	45.72
__C19S(D)___	19/38	1.800	45.72	1.900	48.26
__C20S(D)___	20/40	1.900	48.26	2.000	50.80
__C21S(D)___	21/42	2.000	50.80	2.100	53.34
__C22S(D)___	22/44	2.100	53.34	2.200	55.88
__C23S(D)___	23/46	2.200	55.88	2.300	58.42
__C24S(D)___	24/48	2.300	58.42	2.400	60.96
__C25S(D)___	25/50	2.400	60.96	2.500	63.50
__C26S(D)___	26/52	2.500	63.50	2.600	66.04
__C27S(D)___	27/54	2.600	66.04	2.700	68.58
__C28S(D)___	28/56	2.700	68.58	2.800	71.12
__C29S(D)___	29/58	2.800	71.12	2.900	73.66
__C30S(D)___	30/60	2.900	73.66	3.000	76.20
__C31S(D)___	31/62	3.000	76.20	3.100	78.74
__C32S(D)___	32/64	3.100	78.74	3.200	81.28
__C33S(D)___	33/66	3.200	81.28	3.300	83.82
__C34S(D)___	34/68	3.300	83.82	3.400	86.36
__C35S(D)___	35/70	3.400	86.36	3.500	88.90
__C36S(D)___	36/72	3.500	88.90	3.600	91.44

## OUR CERTIFICATE

DiGi provide top-quality products and perfect service for customer worldwide through standardization, technological innovation and continuous improvement. DiGi through third-party certification, we stricly control the quality of products and services. Welcome your RFQ to

Email: [Info@DiGi-Electronics.com](mailto:Info@DiGi-Electronics.com)



Tel: +00 852-30501935

RFQ Email: [Info@DiGi-Electronics.com](mailto:Info@DiGi-Electronics.com)

DiGi is a global authorized distributor of electronic components.