

PEC06DFEN Datasheet



<https://www.DiGi-Electronics.com>

DiGi Electronics Part Number	PEC06DFEN-DG
Manufacturer	Sullins Connector Solutions
Manufacturer Product Number	PEC06DFEN
Description	CONN HEADER VERT 12POS 2.54MM
Detailed Description	Connector Header Through Hole 12 position 0.100" (2.54mm)

This model PEC06DFEN is available at DiGi Electronics.

DiGi Electronics offers a global database of semiconductor and electronic component datasheets.

We welcome your inquiries regarding pricing, lead time, or other product-related questions.

 [Request a Quote](#)

 [Datasheet Search](#)



Tel: +00 852-30501935

RFQ Email: Info@DiGi-Electronics.com

DiGi is a global authorized distributor of electronic components.

Purchase and inquiry

Manufacturer Product Number:

PEC06DFEN

Series:

-

Connector Type:

Header, Breakaway

Pitch - Mating:

0.100" (2.54mm)

Number of Rows:

2

Number of Positions Loaded:

All

Shrouding:

Unshrouded

Termination:

Solder

Contact Length - Mating:

0.318" (8.08mm)

Overall Contact Length:

0.938" (23.83mm)

Contact Shape:

Square

Contact Finish Thickness - Mating:

100.0µin (2.54µm)

Contact Material:

Phosphor Bronze

Features:

-

Ingress Protection:

-

Insulation Color:

Black

Voltage Rating:

-

Contact Finish Thickness - Post:

100.0µin (2.54µm)

Base Product Number:

PEC06

Manufacturer:

Sullins Connector Solutions

Product Status:

Active

Contact Type:

Male Pin

Number of Positions:

12

Row Spacing - Mating:

0.100" (2.54mm)

Style:

Board to Board or Cable

Mounting Type:

Through Hole

Fastening Type:

Push-Pull

Contact Length - Post:

0.520" (13.21mm)

Insulation Height:

0.100" (2.54mm)

Contact Finish - Mating:

Tin

Contact Finish - Post:

Tin

Insulation Material:

Polybutylene Terephthalate (PBT)

Operating Temperature:

-65°C ~ 125°C

Material Flammability Rating:

UL94 V-0

Current Rating (Amps):

3A

Mated Stacking Heights:

-

Applications:

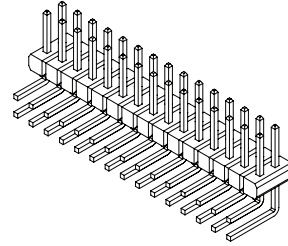
-



.100" [2.54 mm] Contact Centers, Male Breakaway Headers, Straight/Right Angle/SMT

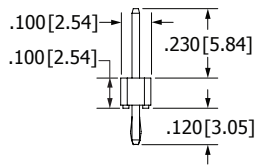
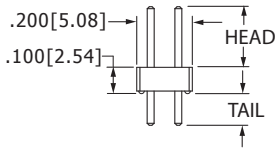
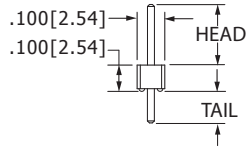
SPECIFICATIONS

- 3 Amps current rating
- UL Flammability Rating: 94V-0
- Insulator: PBT, PA9T, PPS, PEEK
- Contact Material: Phosphor Bronze
- See jumpers section for options available
- Consult Factory for PCB Layout



TERMINATION TYPES

STRAIGHT TERMINATIONS



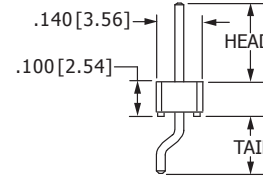
RETENTION LEAD MOUNTING
(EXAMPLE P/N: PBC365AAR)

P/N CODE	HEAD	TAIL
AA	.230 [5.84]	.120 [3.05]
AB	.230 [5.84]	.230 [5.84]
AC	.230 [5.84]	.320 [8.13]
AD	.230 [5.84]	.420 [10.67]
AE	.23 [5.84]	.520 [13.21]
AF	.230 [5.84]	.620 [15.75]
AG	.230 [5.84]	.720 [18.29]
AH	.230 [5.84]	.820 [20.83]
AI*	.230 [5.84]	.900 [22.86]
AJ*	.230 [5.84]	1.000 [25.40]
AK*	.230 [5.84]	.035 [0.89]
FA	.318 [8.08]	.120 [3.05]
FB	.318 [8.08]	.220 [5.59]
FC	.318 [8.08]	.320 [8.13]
FD	.318 [8.08]	.420 [10.67]
FE	.318 [8.08]	.520 [13.21]
FF*	.318 [8.08]	.620 [15.75]
FG*	.318 [8.08]	.710 [18.03]
FH*	.318 [8.08]	.810 [20.57]
FI*	.318 [8.08]	.910 [23.11]
FJ*	.318 [8.08]	.050 [1.27]
ZA	.120 [3.05]	.120 [3.05]
ZB*	.120 [3.05]	.095 [2.41]
ZC	.120 [3.05]	.260 [6.60]
ZD	.120 [3.05]	.610 [15.49]
ZI*	.520 [13.21]	.110 [2.79]
ZJ*	.720 [18.29]	.110 [2.79]
ZO*	.820 [20.83]	.110 [2.79]
ZQ*	1.020 [25.91]	.110 [2.79]
ZR*	1.220 [30.99]	.110 [2.79]

*Consult factory for availability.

SMT TERMINATIONS

Single Row with -M89, -M511, -M308 Modification Code

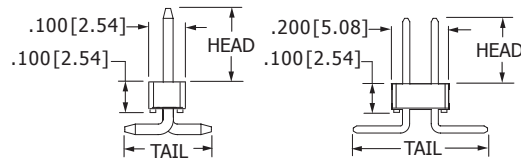


P/N CODE	HEAD	TAIL
BS	.230 [5.84]	.180 [4.57]
GS	.318 [8.08]	.180 [4.57]
ZC*	.120 [3.05]	.180 [4.57]
ZU*	.420 [10.67]	.180 [4.57]

*Consult factory for availability.

SMT TERMINATIONS

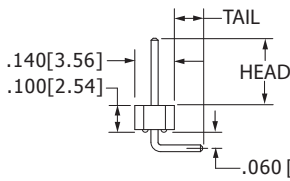
Single or Dual Row with -M30, -M508, -M596 Modification Code



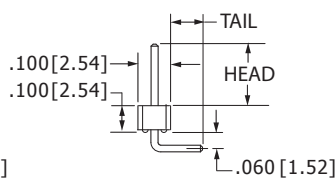
P/N CODE	HEAD	SINGLE ROW TAIL	DUAL ROW TAIL
AB	.230 [5.84]	.320 [8.13]	.420 [10.67]
FB	.318 [8.08]	.300 [7.62]	.400 [10.16]
ZS*	.120 [3.05]	.200 [5.08]	.300 [7.62]
ZT*	.420 [10.67]	.200 [5.08]	.300 [7.62]

*Consult factory for availability.

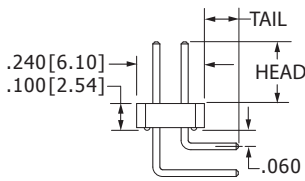
RIGHT ANGLE TERMINATIONS



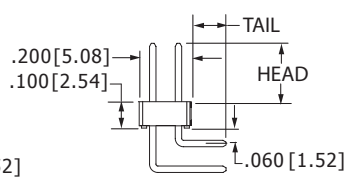
RIGHT ANGLE (Standard)



RIGHT ANGLE SINGLE (Narrow)
-M71, -M509, -M595 Modification Code



RIGHT ANGLE (Standard)



RIGHT ANGLE DUAL (Narrow)
-M71, -M509, -M595 Modification Code

P/N CODE	HEAD	TAIL	-M71, -M509, -M595 TAIL
BA	.230 [5.84]	.100 [2.54]	.120 [3.05]
BB	.230 [5.84]	.200 [5.08]	.220 [5.59]
BC	.230 [5.84]	.300 [7.62]	.320 [8.13]
BD	.230 [5.84]	.400 [10.16]	.420 [10.67]
BE	.230 [5.84]	.500 [12.70]	.520 [13.21]
BF**	.230 [5.84]	.600 [15.24]	.620 [15.75]
BG**	.230 [5.84]	.700 [17.78]	.720 [18.29]
BH*	.230 [5.84]	.800 [20.32]	.820 [20.83]
BI*	.230 [5.84]	.900 [22.86]	.920 [23.37]
BJ*	.230 [5.84]	1.000 [25.40]	1.020 [25.91]
GA	.318 [8.08]	.100 [2.54]	.120 [3.05]
GB	.318 [8.08]	.200 [5.08]	.220 [5.59]
GC**	.318 [8.08]	.300 [7.62]	.320 [8.13]
GD**	.318 [8.08]	.400 [10.16]	.420 [10.67]
GE*	.318 [8.08]	.600 [15.24]	.620 [15.75]
GF*	.318 [8.08]	.800 [20.32]	.820 [20.83]
DA**	.120 [3.05]	.120 [3.05]	.140 [3.56]

*Consult factory for availability.

**Consult factory for availability in Dual Readout.



.100" [2.54 mm] Contact Centers, Male Breakaway Headers, Straight/Right Angle/SMT

PART NUMBER OPTIONS

MATERIALS (INSULATOR/CONTACT)

- P = Black PBT or Equivalent/Phosphor Bronze
Operating Temperature: -65°C to +125°C
Processing Temperature: Manual/Wave Soldering
 - G = Black PA9T/Phosphor Bronze
Operating Temperature: -65°C to +150°C
Processing Temperature: 260°C Max. for 10 sec.
 - *R = Green PPS/Phosphor Bronze (Consult Factory)
Operating Temperature: -65°C to +200°C
Processing Temperature: 260°C Max. for 20 sec.
 - *Q = Tan PEEK/Phosphor Bronze (Consult Factory)
Operating Temperature: -65°C to +250°C
Processing Temperature: 260°C Max. for 20 sec.
- *Available with overall gold plating ('M') only

CONTACT FINISH - RoHS Compliant

All platings are Lead Free and have .000050" Nickel underplate

- | Contact Surface | Termination |
|---------------------------------------|--------------------------|
| B = .000010" Gold | .000100" Pure Tin, Matte |
| C = .000030" Gold | .000100" Pure Tin, Matte |
| E = .000100" Pure Tin, Matte, Overall | |
| G = .000010" Gold | .000005" Gold |
| S = .000010" Gold | .000010" Gold Overall |
| M = .000030" Gold | .000010" Gold Overall |

CONTACT CENTERS

C = .100" [2.54 mm]

NUMBER OF POSITIONS

01 Thru 36 (eg. 36 Dual = 72 Contacts)

READOUT (Opposite Page)

- S = Single
- D = Dual

P B C 36 D AA N - Mxxx

MODIFICATION CODE (Consult Factory)

OMIT FOR STANDARD

- M500 = Brown PPS**
 - M594 = White PA9T***
 - M30 = SMT, Vertical
(M508 for brown PPS**, M596 for white PA9T***)
 - M89 = SMT, Horizontal
(M511 for brown PPS**, M308 for white PA9T***)
Available with single row only
 - M71 = Narrow Body
(M509 for brown PPS**, M595 for white PA9T***)
Available with Right Angle Only
- **Brown PPS available with material code 'R' only
***White PA9T available with material code 'G' only

MOUNTING STYLE

- N = No Mounting
- R = Retention Lead (Single Row & 'AA' Termination Only)

TERMINATION TYPE (Opposite Page)

Straight = AA, AB, AC, AD, AE, AF, AG, AH, AI, AJ, AK, FA, FB, FC, FD, FE, FF, FG, FH, FI, FJ, ZA, ZB, ZC, ZD, ZE, ZF, ZG, ZH, ZI, ZJ, ZK, ZL, ZM, ZN, ZO, ZP, ZQ, ZR

Right Angle = BA, BB, BC, BD, BE, BF, BG, BH, BI, BJ, GA, GB, GC, GD, GE, GF, DA

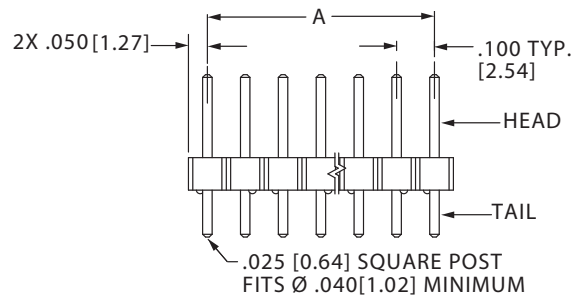
Right Angle with -M71, -M509, -M595 Modification Code = BA, BB, BC, BD, BE, BF, BG, BH, BI, BJ, GA, GB, GE, GF

SMT with -M89, -M511, -M308 Modification Code = BS, GS, ZC, ZU

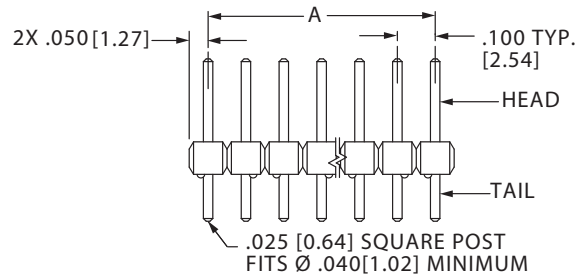
SMT with -M30, -M508, -M596 Modification Code = AB, FB, ZS, ZT

DIMENSIONS

Dimensions in [] are in millimeters, all others are in inches.



SINGLE READOUT, STRAIGHT TAIL SHOWN



DUAL READOUT, STRAIGHT TAIL SHOWN

PART NUMBER	NUMBER OF CONTACTS SINGLE/DUAL	A		B	
		in	mm	in	mm
__C01S(D)___	01/02	0.000	0.00	0.100	2.54
__C02S(D)___	02/04	0.100	2.54	0.200	5.08
__C03S(D)___	03/06	0.200	5.08	0.300	7.62
__C04S(D)___	04/08	0.300	7.62	0.400	10.16
__C05S(D)___	05/10	0.400	10.16	0.500	12.70
__C06S(D)___	06/12	0.500	12.70	0.600	15.24
__C07S(D)___	07/14	0.600	15.24	0.700	17.78
__C08S(D)___	08/16	0.700	17.78	0.800	20.32
__C09S(D)___	09/18	0.800	20.32	0.900	22.86
__C10S(D)___	10/20	0.900	22.86	1.000	25.40
__C11S(D)___	11/22	1.000	25.40	1.100	27.94
__C12S(D)___	12/24	1.100	27.94	1.200	30.48
__C13S(D)___	13/26	1.200	30.48	1.300	33.02
__C14S(D)___	14/28	1.300	33.02	1.400	35.56
__C15S(D)___	15/30	1.400	35.56	1.500	38.10
__C16S(D)___	16/32	1.500	38.10	1.600	40.64
__C17S(D)___	17/34	1.600	40.64	1.700	43.18
__C18S(D)___	18/36	1.700	43.18	1.800	45.72
__C19S(D)___	19/38	1.800	45.72	1.900	48.26
__C20S(D)___	20/40	1.900	48.26	2.000	50.80
__C21S(D)___	21/42	2.000	50.80	2.100	53.34
__C22S(D)___	22/44	2.100	53.34	2.200	55.88
__C23S(D)___	23/46	2.200	55.88	2.300	58.42
__C24S(D)___	24/48	2.300	58.42	2.400	60.96
__C25S(D)___	25/50	2.400	60.96	2.500	63.50
__C26S(D)___	26/52	2.500	63.50	2.600	66.04
__C27S(D)___	27/54	2.600	66.04	2.700	68.58
__C28S(D)___	28/56	2.700	68.58	2.800	71.12
__C29S(D)___	29/58	2.800	71.12	2.900	73.66
__C30S(D)___	30/60	2.900	73.66	3.000	76.20
__C31S(D)___	31/62	3.000	76.20	3.100	78.74
__C32S(D)___	32/64	3.100	78.74	3.200	81.28
__C33S(D)___	33/66	3.200	81.28	3.300	83.82
__C34S(D)___	34/68	3.300	83.82	3.400	86.36
__C35S(D)___	35/70	3.400	86.36	3.500	88.90
__C36S(D)___	36/72	3.500	88.90	3.600	91.44

OUR CERTIFICATE

DiGi provide top-quality products and perfect service for customer worldwide through standardization, technological innovation and continuous improvement. DiGi through third-party certification, we strictly control the quality of products and services. Welcome your RFQ to

Email: Info@DiGi-Electronics.com



Tel: +00 852-30501935

RFQ Email: Info@DiGi-Electronics.com

DiGi is a global authorized distributor of electronic components.