



<https://www.DiGi-Electronics.com>

# PRPC05DFAN-RC Datasheet

DiGi Electronics Part Number	PRPC05DFAN-RC-DG
Manufacturer	<a href="#">Sullins Connector Solutions</a>
Manufacturer Product Number	PRPC05DFAN-RC
Description	CONN HEADER VERT 10POS 2.54MM

**Detailed Description** Connector Header Through Hole 10 position 0.100" (2.54mm)

This model PRPC05DFAN-RC is available at DiGi Electronics.

DiGi Electronics offers a global database of semiconductor and electronic component datasheets. We welcome your inquiries regarding pricing, lead time, or other product-related questions.

 [Request a Quote](#)

 [Datasheet Search](#)

 Tel: +00 852-30501935

RFQ Email: [Info@DiGi-Electronics.com](mailto:Info@DiGi-Electronics.com)

DiGi is a global authorized distributor of electronic components.

## Purchase and inquiry

Manufacturer Product Number:

PRPC005DFAN-RC

Series:

-

Connector Type:

Header, Breakaway

Pitch - Mating:

0.100" (2.54mm)

Number of Rows:

2

Number of Positions Loaded:

All

Shrouding:

Unshrouded

Termination:

Solder

Contact Length - Mating:

0.318" (8.08mm)

Overall Contact Length:

0.537" (13.63mm)

Contact Shape:

Square

Contact Finish Thickness - Mating:

Manufacturer:

Sullins Connector Solutions

Product Status:

Active

Contact Type:

Male Pin

Number of Positions:

10

Row Spacing - Mating:

0.100" (2.54mm)

Style:

Board to Board or Cable

Mounting Type:

Through Hole

Fastening Type:

Push-Pull

Contact Length - Post:

0.120" (3.05mm)

Insulation Height:

0.098" (2.50mm)

Contact Finish - Mating:

Gold

Contact Finish - Post:

PRPC005DFAN-RC Sullins Connector Solutions CONN<sup>4</sup>HEADER VERT 10POS 2.54MM

**PART NUMBER CODING**

**C** **D** **N-RC**

**INSULATOR / CONTACT MATERIAL**

PR = PBT / BRASS  
OPERATING TEMPERATURE: -40° C TO +105° C.  
PROCESSING TEMP: WAVE/MANUAL SOLDERING ONLY.

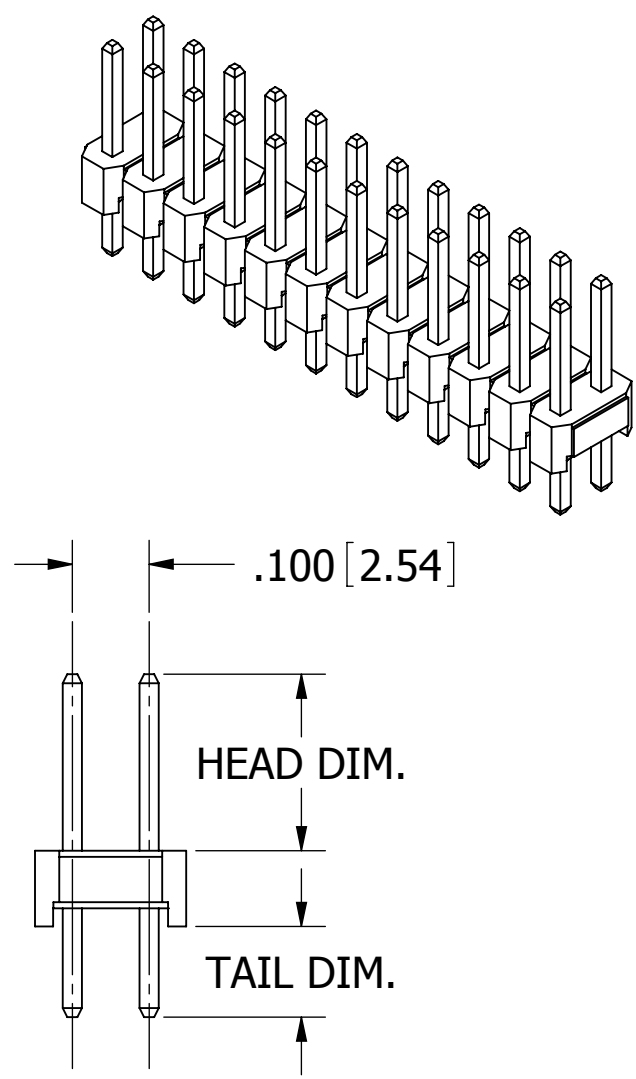
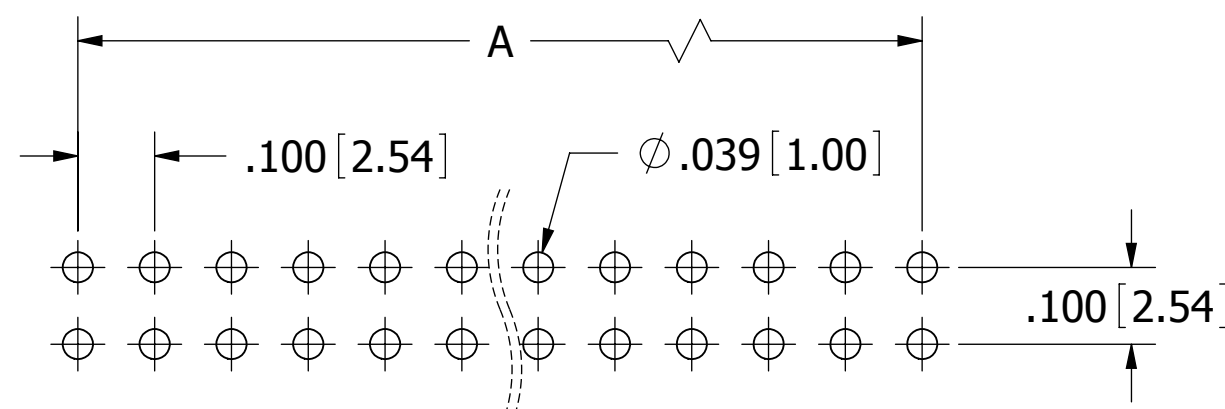
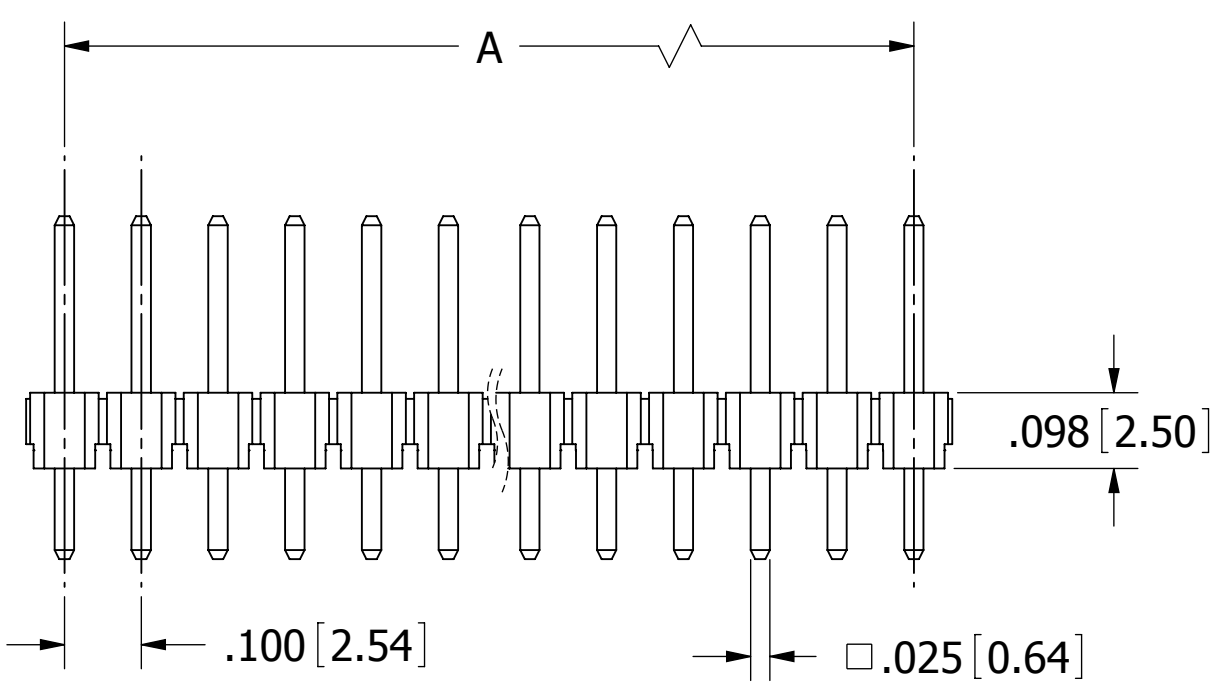
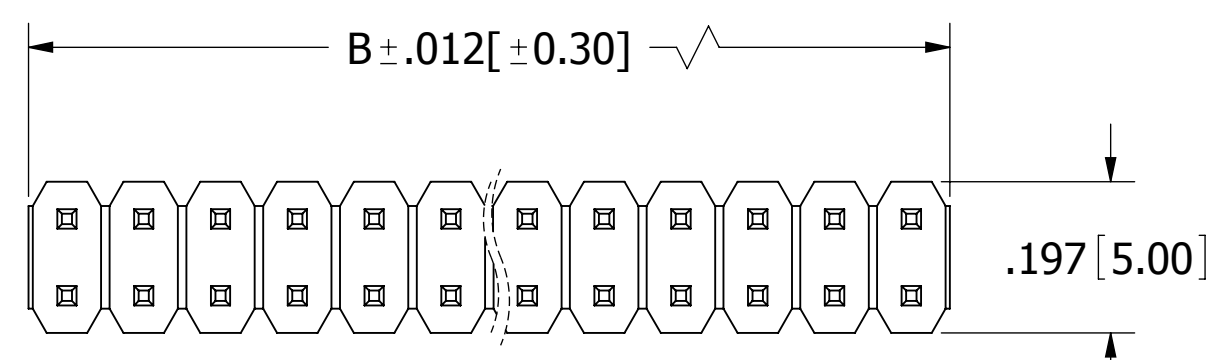
NR = NYLON 6T / BRASS  
OPERATING TEMPERATURE: -40° C TO +105° C.  
PROCESSING TEMP: WAVE/MANUAL SOLDERING ONLY.

LR = LCP / BRASS  
OPERATING TEMPERATURE: -40° C TO +125° C.  
PROCESSING TEMP: 230°C MAX FOR 60 SECS  
(260°C MAX FOR 10 SECS)

**TERMINATION TYPE**  
**NUMBER OF POSITIONS**  
(CONTACTS PER ROW, 001 THRU 040)

**PLATING**  
(ALL PLATINGS HAVE .000030"~.000050" MIN NICKEL UNDERPLATE)  
CONTACT SURFACE TERMINATION  
B = .000010" GOLD .000100" PURE TIN, MATTE  
C = .000030" GOLD .000100" PURE TIN, MATTE  
E = TIN OVERALL  
P = GOLD FLASH OVERALL

REVISIONS				
REV.	ECO. NO	DESCRIPTION	DATE	BY
D	2668	ADD 'LCP' MATERIAL AND REMOVE 'NYLON 9T'	09/06/2012	LH
E	2828	UPDATE LCP OPERATING TEMP TO -40° C TO +125° C (WAS -40° C TO +105° C), UPDATE PROCESSING TEMPERATURE FOR NYLON 6T MATERIAL (OBSOLETE DWG 11252)	04/09/2015	LH
F	3542	ADD 001-POSITION ON DIMENSION TABLE	10/21/2016	LH



CODE	TERMINATION TYPE				PART NUMBER	A		B	
	HEAD DIM		TAIL DIM			INCH	MM	INCH	MM
	INCH	MM	INCH	MM					
AA	0.230	5.84	0.120	3.05	__C001D__N-RC	NA	NA	0.100	2.54
AB	0.230	5.84	0.230	5.84	__C002D__N-RC	0.100	2.54	0.200	5.08
AC	0.230	5.84	0.320	8.13	__C003D__N-RC	0.200	5.08	0.300	7.62
AD	0.230	5.84	0.420	10.67	__C004D__N-RC	0.300	7.62	0.400	10.16
AE	0.230	5.84	0.520	13.21	__C005D__N-RC	0.400	10.16	0.500	12.70
AF	0.230	5.84	0.620	15.75	__C006D__N-RC	0.500	12.70	0.600	15.24
AG	0.230	5.84	0.720	18.29	__C007D__N-RC	0.600	15.24	0.700	17.78
AH	0.230	5.84	0.820	20.83	__C008D__N-RC	0.700	17.78	0.800	20.32
AI	0.230	5.84	0.900	22.86	__C009D__N-RC	0.800	20.32	0.900	22.86
AJ	0.230	5.84	1.000	25.40	__C010D__N-RC	0.900	22.86	1.000	25.40
AK	0.230	5.84	0.035	0.89	__C011D__N-RC	1.000	25.40	1.100	27.94
FA	0.318	8.08	0.120	3.05	__C012D__N-RC	1.100	27.94	1.200	30.48
FB	0.318	8.08	0.220	5.59	__C013D__N-RC	1.200	30.48	1.300	33.02
FC	0.318	8.08	0.320	8.13	__C014D__N-RC	1.300	33.02	1.400	35.56
FD	0.318	8.08	0.420	10.67	__C015D__N-RC	1.400	35.56	1.500	38.10
FE	0.318	8.08	0.520	13.21	__C016D__N-RC	1.500	38.10	1.600	40.64
FF	0.318	8.08	0.620	15.75	__C017D__N-RC	1.600	40.64	1.700	43.18
FG	0.318	8.08	0.710	18.03	__C018D__N-RC	1.700	43.18	1.800	45.72
FH	0.318	8.08	0.810	20.57	__C019D__N-RC	1.800	45.72	1.900	48.26
FI	0.318	8.08	0.910	23.11	__C020D__N-RC	1.900	48.26	2.000	50.80
FJ	0.318	8.08	0.050	1.27	__C021D__N-RC	2.000	50.80	2.100	53.34
ZA	0.120	3.05	0.120	3.05	__C022D__N-RC	2.100	53.34	2.200	55.88
ZB	0.120	3.05	0.095	2.41	__C023D__N-RC	2.200	55.88	2.300	58.42
ZC	0.120	3.05	0.260	6.60	__C024D__N-RC	2.300	58.42	2.400	60.96
ZD	0.120	3.05	0.610	15.49	__C025D__N-RC	2.400	60.96	2.500	63.50
ZI	0.520	13.21	0.110	2.79	__C026D__N-RC	2.500	63.50	2.600	66.04
ZJ	0.720	18.29	0.110	2.79	__C027D__N-RC	2.600	66.04	2.700	68.58
ZO	0.820	20.83	0.110	2.79	__C028D__N-RC	2.700	68.58	2.800	71.12
ZQ	1.020	25.91	0.110	2.79	__C029D__N-RC	2.800	71.12	2.900	73.66
ZR	1.220	30.99	0.110	2.79	__C030D__N-RC	2.900	73.66	3.000	76.20
					__C031D__N-RC	3.000	76.20	3.100	78.74
					__C032D__N-RC	3.100	78.74	3.200	81.28
					__C033D__N-RC	3.200	81.28	3.300	83.82
					__C034D__N-RC	3.300	83.82	3.400	86.36
					__C035D__N-RC	3.400	86.36	3.500	88.90
					__C036D__N-RC	3.500	88.90	3.600	91.44
					__C037D__N-RC	3.600	91.44	3.700	93.98
					__C038D__N-RC	3.700	93.98	3.800	96.52
					__C039D__N-RC	3.800	96.52	3.900	99.06
					__C040D__N-RC	3.900	99.06	4.000	101.60

**RECOMMENDER PCB LAYOUT**

- NOTES:
1. INSULATOR MATERIAL: SEE PART NUMBER CODING, UL 94V-0, BLACK.
  2. CONTACT MATERIAL: SEE PART NUMBER CODING.
  3. CONTACT PLATING: SEE PART NUMBER CODING.
  4. CURRENT RATING: 3 AMPS.
  5. INSULATOR RESISTANCE: 5000 MEGOHMS MIN.
  6. CONTACT RESISTANCE: 20 MILLIOHMS MAX.
  7. DIELECTRIC WITHSTANDING: 1000 VAC.
  8. OPERATING TEMPERATURE: SEE PART NUMBER CODING.



UNLESS OTHERWISE SPECIFIED: DIMENSIONS ARE IN INCHES [MM]

TOLERANCES:  
ANGULAR:  
DECIMALS  
.XX = ± .012 [ .31]  
.XXX = ± .008 [ .20]  
.XXXX = ± .0040 [ .100]

DRAWN: 03/22/2011  
DATE: LH  
NAME: LH

THE INFORMATION HEREIN CONTAINS PROPRIETARY INFORMATION OF SULLINS ELECTRONICS AND IS NOT TO BE REPRODUCED, USED OR DISCLOSED TO OTHERS FOR ANY PURPOSE EXCEPT AS SPECIFICALLY AUTHORIZED IN WRITING BY AN OFFICER OF SULLINS ELECTRONICS.

**SULLINS**  
CONNECTOR SOLUTIONS

TITLE: HEADER .100" PITCH, 2 ROWS, STRAIGHT  
PART NUMBER: R C D N-RC  
SIZE: C CAGE CODE: 54453 DWG. NO.: 11636 REV: F  
SCALE: 4:1 SHEET 1 OF 1

# OUR CERTIFICATE

DiGi provide top-quality products and perfect service for customer worldwide through standardization, technological innovation and continuous improvement. DiGi through third-party certification, we striciy control the quality of products and services. Welcome your RFQ to

Email: [Info@DiGi-Electronics.com](mailto:Info@DiGi-Electronics.com)



Tel: +00 852-30501935

RFQ Email: [Info@DiGi-Electronics.com](mailto:Info@DiGi-Electronics.com)

DiGi is a global authorized distributor of electronic components.