

CDMC60D28T150NP-R33MC Datasheet



<https://www.DiGi-Electronics.com>

DiGi Electronics Part Number	CDMC60D28T150NP-R33MC-DG
Manufacturer	Sumida America Components Inc.
Manufacturer Product Number	CDMC60D28T150NP-R33MC
Description	INDUCTOR
Detailed Description	330 nH Shielded Molded Inductor 16.6 A 3.96mOhm Max Nonstandard



Tel: +00 852-30501935

RFQ Email: Info@DiGi-Electronics.com

DiGi is a global authorized distributor of electronic components.

Purchase and inquiry

Manufacturer Product Number:

CDMC60D28T150NP-R33MC

Series:

CDMC60D28/T150

Type:

Molded

Inductance:

330 nH

Current Rating (Amps):

16.6 A

Shielding:

Shielded

Q @ Freq:

-

Ratings:

AEC-Q200

Inductance Frequency - Test:

100 kHz

Mounting Type:

Surface Mount

Supplier Device Package:

-

Height - Seated (Max):

0.118" (3.00mm)

Manufacturer:

Sumida America Components Inc.

Product Status:

Active

Material - Core:

Metal Composite

Tolerance:

±20%

Current - Saturation (Isat):

43.5A

DC Resistance (DCR):

3.96mOhm Max

Frequency - Self Resonant:

-

Operating Temperature:

-55°C ~ 150°C

Features:

-

Package / Case:

Nonstandard

Size / Dimension:

0.270" L x 0.255" W (6.86mm x 6.47mm)

Environmental & Export classification

Moisture Sensitivity Level (MSL):

1 (Unlimited)



Low-Profile High Current Power Inductor

CDMC60D28/T150



Description

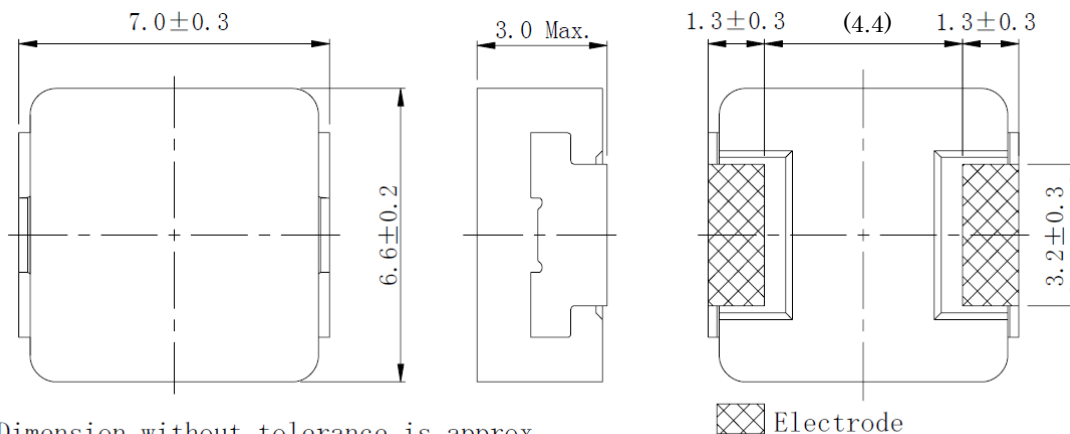
- Metal composite type (High Power Type Series)
- L x W x H: 7.30 x 6.80 x 3.00 mm Max.
- Absolute maximum voltage (across inductor): 100V
- Magnetically shielded
- Qualified AEC-Q200
- Operating temperature range: -55°C~ +150°C
(including coil's self- temperature rise)



Applications

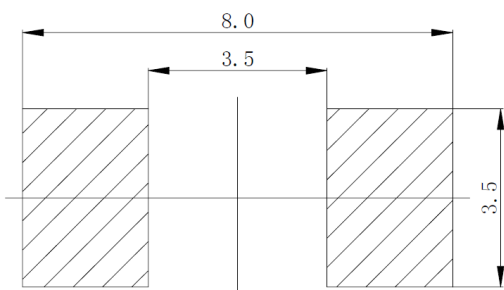
- LED head light for automobile.
- ECU
- Automotive and other high temperature, high reliability applications

Dimension - [mm]

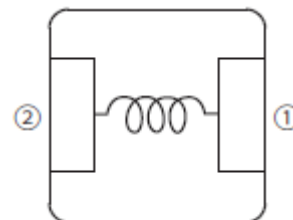


* Dimension without tolerance is approx.

Reference Land pattern - [mm]



Connection (bottom view)



Note: This specification is subject to change without notice. Please contact your nearest sales office for updated information when placing an order.



Low-Profile High Current Power Inductor

CDMC60D28/T150



Electrical Characteristics

Part No.	Inductance [within] (μ H) ※1	D.C.R. [Within] (m Ω) (at 20°C) Max. (Typ.)	Saturation Current (A) Max. (Typ.) ※2	Temperature Rise Current (A) Max. (Typ.) ※3
CDMC60D28T150NP-R10MC	0.10 \pm 20%	1.96 (1.70)	(80.0)	(26.0)
CDMC60D28T150NP-R15MC	0.15 \pm 20%	2.53 (2.20)	(73.0)	(21.3)
CDMC60D28T150NP-R22MC	0.22 \pm 20%	3.08 (2.80)	(57.0)	(19.0)
CDMC60D28T150NP-R33MC	0.33 \pm 20%	3.96 (3.60)	(43.5)	(16.6)
CDMC60D28T150NP-R47MC	0.47 \pm 20%	4.84 (4.40)	(36.5)	(15.1)
CDMC60D28T150NP-R68MC	0.68 \pm 20%	6.93 (6.30)	(30.5)	(12.9)
CDMC60D28T150NP-R82MC	0.82 \pm 20%	7.92 (7.20)	(28.0)	(11.5)
CDMC60D28T150NP-1R0MC	1.0 \pm 20%	9.90 (9.00)	(24.00)	(10.6)
CDMC60D28T150NP-1R5MC	1.5 \pm 20%	17.9 (16.3)	(23.0)	(7.6)
CDMC60D28T150NP-2R2MC	2.2 \pm 20%	27.4 (24.9)	(19.0)	(6.2)
CDMC60D28T150NP-3R3MC	3.3 \pm 20%	36.4 (33.1)	(16.6)	(5.4)
CDMC60D28T150NP-4R7MC	4.7 \pm 20%	50.5 (45.9)	(11.1)	(4.4)
CDMC60D28T150NP-6R8MC	6.8 \pm 20%	80.7 (73.4)	(9.3)	(3.5)
CDMC60D28T150NP-8R2MC	8.2 \pm 20%	95.6 (86.9)	(9.8)	(3.3)
CDMC60D28T150NP-100MC	10.0 \pm 20%	113 (102)	(9.3)	(3.0)
CDMC60D28T150NP-150MC	15.0 \pm 20%	208 (189)	(7.1)	(2.3)

※1 Measuring frequency at 100kHz, 0.1V

※2 Saturation current: This indicates the actual value of D.C. current when the inductance becomes 20% lower than its initial value.

※3 Temperature rise current: The actual value of D.C. current when the temperature of coil becomes $\Delta T=40^{\circ}\text{C}$. ($T_a=20^{\circ}\text{C}$)

Note: Please note that when using the product while applying current with audio-frequency (AF) signals may result in audible noises due to magnetostriction. Also, in order to avoid an audible noise problem, operating with non-AF signals would be recommended. The noise amplifies depending on the coil mount area on the PCB.

Note: This specification is subject to change without notice. Please contact your nearest sales office for updated information when placing an order.



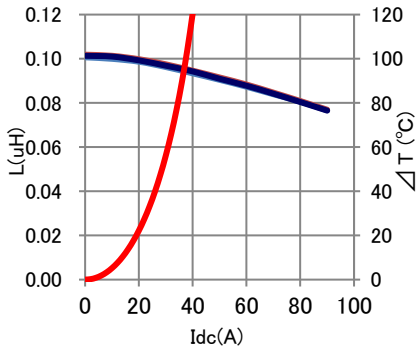
Low-Profile High Current Power Inductor

CDMC60D28/T150

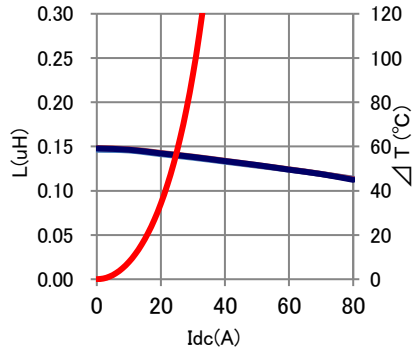


Saturation Current & Temperature Rise Graph — L (20°C & 150°C) — ΔT

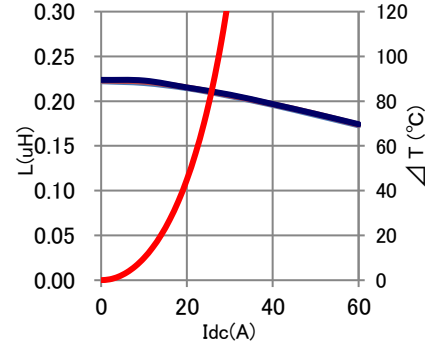
CDMC60D28T150NP-R10MC



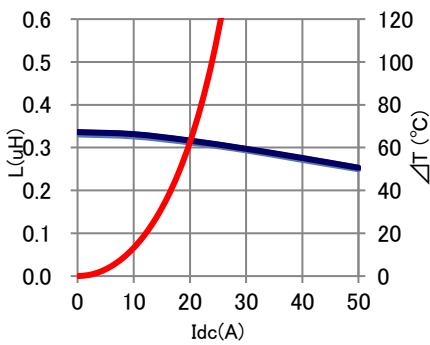
CDMC60D28T150NP-R15MC



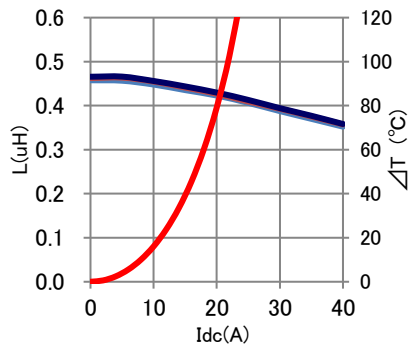
CDMC60D28T150NP-R22MC



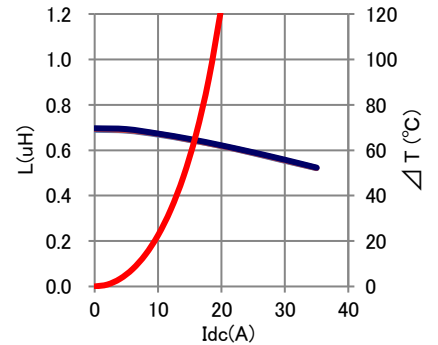
CDMC60D28T150NP-R33MC



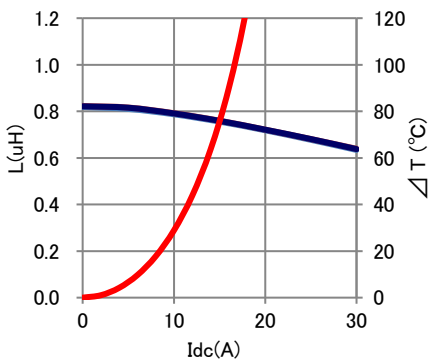
CDMC60D28T150NP-R47MC



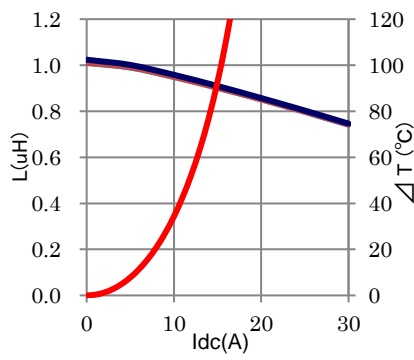
CDMC60D28T150NP-R68MC



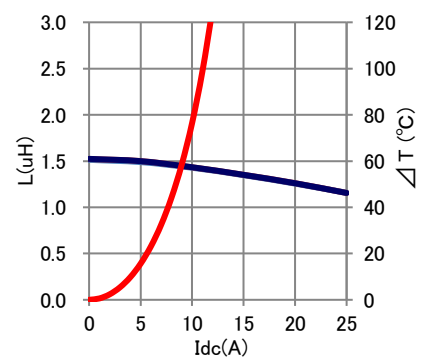
CDMC60D28T150NP-R82MC



CDMC60D28T150NP-1R0MC



CDMC60D28T150NP-1R5MC



Note: This specification is subject to change without notice. Please contact your nearest sales office for updated information when placing an order.

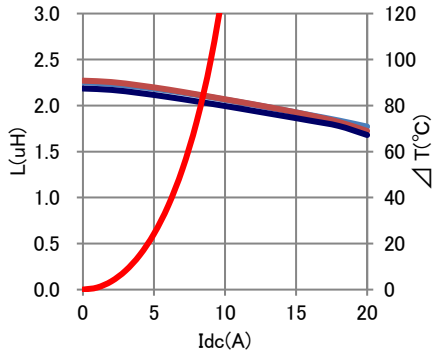


Low-Profile High Current Power Inductor

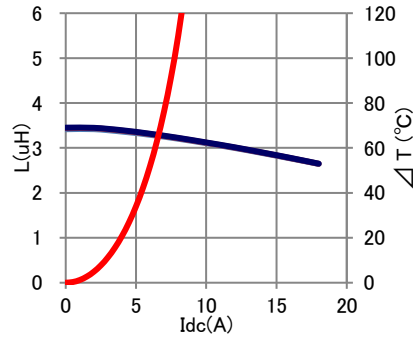
CDMC60D28/T150



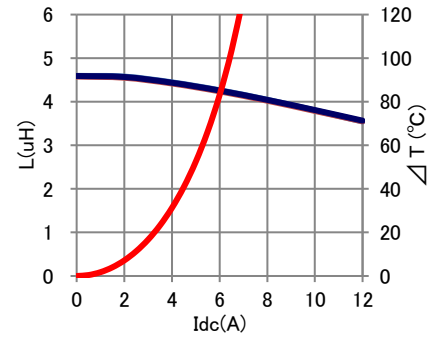
CDMC60D28T150NP-2R2MC



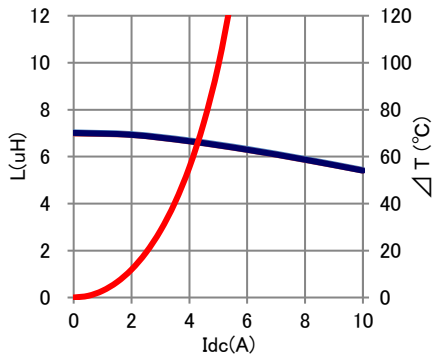
CDMC60D28T150NP-3R3MC



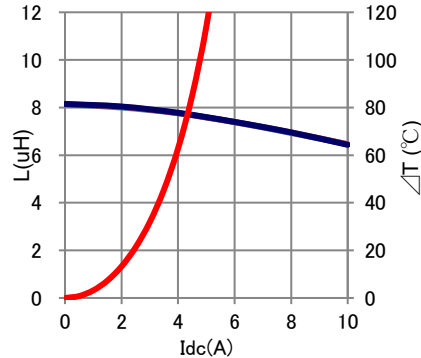
CDMC60D28T150NP-4R7MC



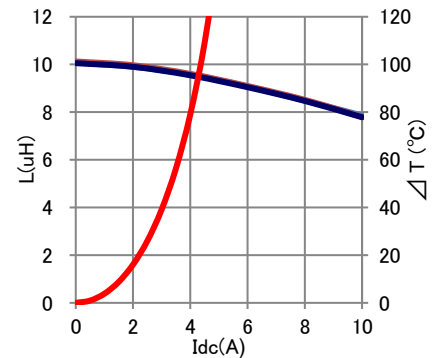
CDMC60D28T150NP-6R8MC



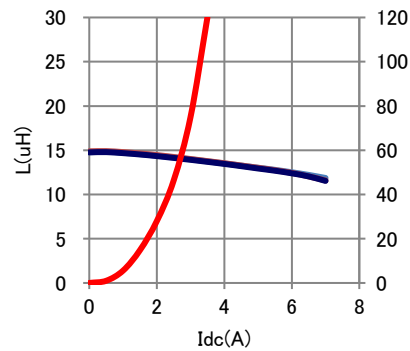
CDMC60D28T150NP-8R2MC



CDMC60D28T150NP-100MC



CDMC60D28T150NP-150MC



Note: This specification is subject to change without notice. Please contact your nearest sales office for updated information when placing an order.

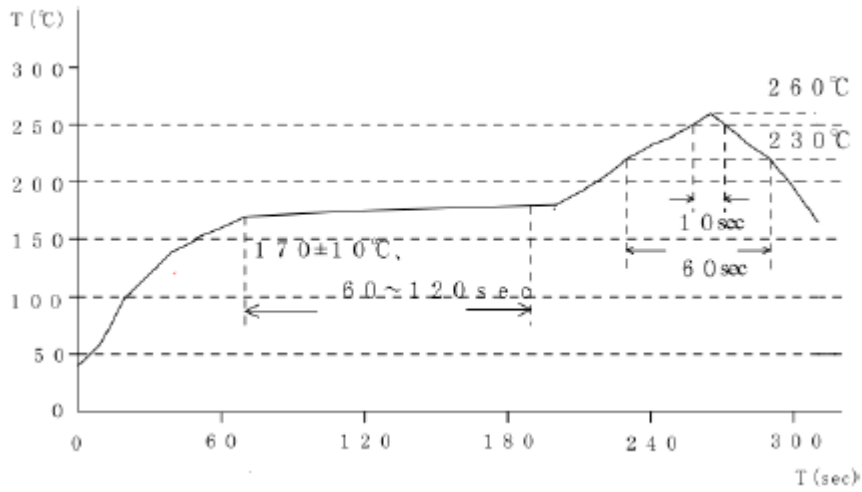


Low-Profile High Current Power Inductor

CDMC60D28/T150



Solder Reflow Condition



For sales office information, please [click here](#) to visit our website.

Note: This specification is subject to change without notice. Please contact your nearest sales office for updated information when placing an order.

OUR CERTIFICATE

DiGi provide top-quality products and perfect service for customer worldwide through standardization, technological innovation and continuous improvement. DiGi through third-party certification, we stricly control the quality of products and services. Welcome your RFQ to

Email: Info@DiGi-Electronics.com



Tel: +00 852-30501935

RFQ Email: Info@DiGi-Electronics.com

DiGi is a global authorized distributor of electronic components.