

CDRH70D45BT150NP-2R2NC Datasheet

www.digi-electronics.com



<https://www.DiGi-Electronics.com>

DiGi Electronics Part Number	CDRH70D45BT150NP-2R2NC-DG
Manufacturer	Sumida America Components Inc.
Manufacturer Product Number	CDRH70D45BT150NP-2R2NC
Description	FIXED IND 2.2UH 7.6A 10MOHM SMD
Detailed Description	2.2 μ H Shielded Inductor 7.6 A 10mOhm Nonstandard



Tel: +00 852-30501935

RFQ Email: Info@DiGi-Electronics.com

DiGi is a global authorized distributor of electronic components.

Purchase and inquiry

Manufacturer Product Number:

CDRH70D45BT150NP-2R2NC

Series:

CDRH70D45B/T150

Type:

-

Inductance:

2.2 μ H

Current Rating (Amps):

7.6 A

Shielding:

Shielded

Q @ Freq:

-

Ratings:

AEC-Q200

Inductance Frequency - Test:

100 kHz

Mounting Type:

Surface Mount

Supplier Device Package:

-

Height - Seated (Max):

0.189" (4.80mm)

Manufacturer:

Sumida America Components Inc.

Product Status:

Active

Material - Core:

Ferrite

Tolerance:

\pm 30%

Current - Saturation (Isat):

6.2A

DC Resistance (DCR):

10mOhm

Frequency - Self Resonant:

-

Operating Temperature:

-55°C ~ 150°C

Features:

-

Package / Case:

Nonstandard

Size / Dimension:

0.303" L x 0.287" W (7.70mm x 7.30mm)

Environmental & Export classification

RoHS Status:

ROHS3 Compliant

REACH Status:

Vendor Undefined

HTSUS:

8504.50.8000

Moisture Sensitivity Level (MSL):

1 (Unlimited)

ECCN:

EAR99



SMD Power Inductor

CDRH70D45B/T150



Description

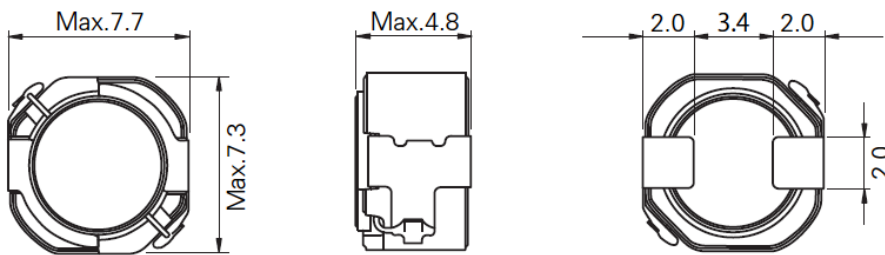
- Ferrite drum core construction
- Magnetically shielded
- Qualified AEC-Q200
- Operating Temperature: -55°C to +150°C (including self-heating)



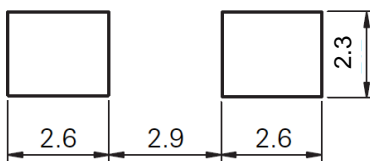
Applications

- LED Head light for Automobile
- ECU, DC/DC converter
- Automotive and other high temperature, high reliability application

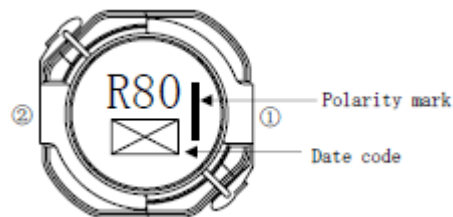
Dimension [mm]



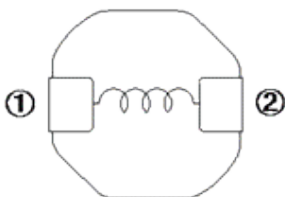
Reference Land pattern [mm]



Stamp Example



Connection (Bottom View)



Note : This specification is subject to change without notice. Please contact your nearest sales office for updated information when placing an order.



SMD Power Inductor

CDRH70D45B/T150



Electrical Characteristics

Part No.	Inductance (μH) ※1	D.C.R (m Ω) ($\pm 30\%$)	Saturation Current (A) at 20°C TYP. ※2	Temperature Rise Current (A) TYP. ※3
CDRH70D45BT150NP-R80NC	0.8 $\pm 30\%$	7.0	10.7	9.40
CDRH70D45BT150NP-1R2NC	1.2 $\pm 30\%$	8.0	8.40	8.70
CDRH70D45BT150NP-1R5NC	1.5 $\pm 30\%$	9.0	7.40	8.40
CDRH70D45BT150NP-2R2NC	2.2 $\pm 30\%$	10.0	6.20	7.60
CDRH70D45BT150NP-3R3NC	3.3 $\pm 30\%$	13.0	5.10	6.70
CDRH70D45BT150NP-4R7NC	4.7 $\pm 30\%$	14.0	4.20	6.20
CDRH70D45BT150NP-6R8NC	6.8 $\pm 30\%$	22.0	3.60	5.10
CDRH70D45BT150NP-100MC	10 $\pm 20\%$	33.0	3.00	3.80
CDRH70D45BT150NP-150MC	15 $\pm 20\%$	55.0	2.40	3.10
CDRH70D45BT150NP-220MC	22 $\pm 20\%$	69.0	2.00	2.60
CDRH70D45BT150NP-330MC	33 $\pm 20\%$	97.0	1.60	2.20
CDRH70D45BT150NP-470MC	47 $\pm 20\%$	130	1.30	1.97
CDRH70D45BT150NP-680MC	68 $\pm 20\%$	190	1.10	1.57
CDRH70D45BT150NP-101MC	100 $\pm 20\%$	300	0.92	1.23
CDRH70D45BT150NP-151MC	150 $\pm 20\%$	430	0.74	1.05
CDRH70D45BT150NP-221MC	220 $\pm 20\%$	550	0.62	0.91
CDRH70D45BT150NP-331MC	330 $\pm 20\%$	920	0.51	0.67
CDRH70D45BT150NP-471MC	470 $\pm 20\%$	1350	0.43	0.54
CDRH70D45BT150NP-681MC	680 $\pm 20\%$	1750	0.35	0.50

※ Measuring frequency inductance at 100kHz,1V.

※ Saturation current: DC current which becomes inductance value drop by 30% from the nominal value.

※ Temperature rise current: The value of D.C. current when the temperature of coil becomes $\Delta T=40^\circ\text{C}$ ($T_a=20^\circ\text{C}$).

Please note that when using the product for automotive while applying current with audio-frequency (AF) signals may result in audible noises due to magnetostriction. Also, in order to avoid noise problem, operating with Non-AF signals would be recommended. The noise may amplify depending on the coil mount area on the PCB.

Note : This specification is subject to change without notice. Please contact your nearest sales office for updated information when placing an order.

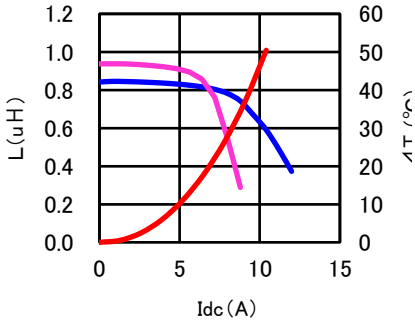


SMD Power Inductor CDRH70D45B/T150

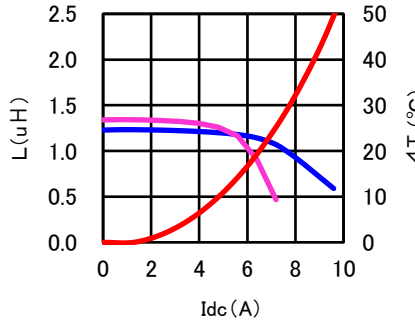


Saturation Current & Temperature Rise Graph — L (25°C) — L (150°C) — ΔT

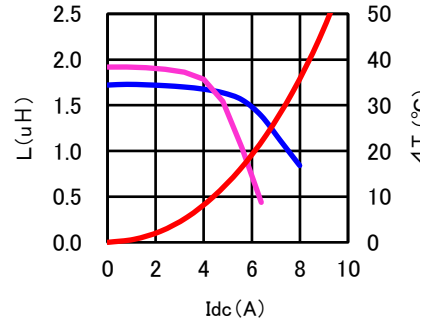
CDRH70D45BT150NP-R80NC



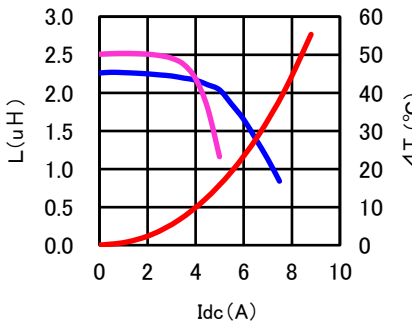
CDRH70D45BT150NP-1R2NC



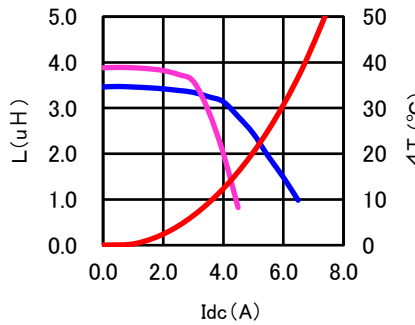
CDRH70D45BT150NP-1R5NC



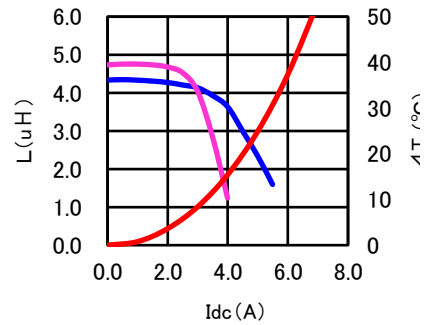
CDRH70D45BT150NP-2R2NC



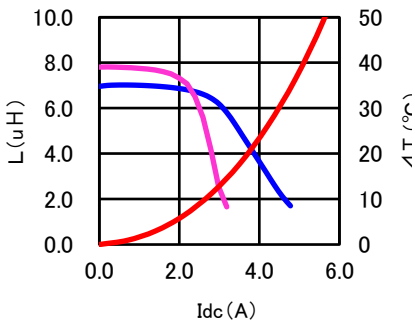
CDRH70D45BT150NP-3R3NC



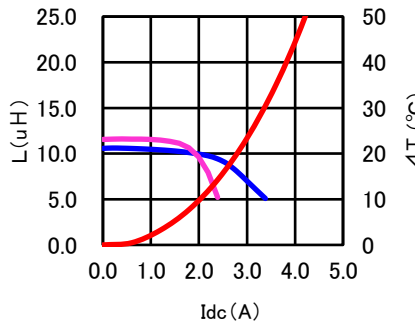
CDRH70D45BT150NP-4R7NC



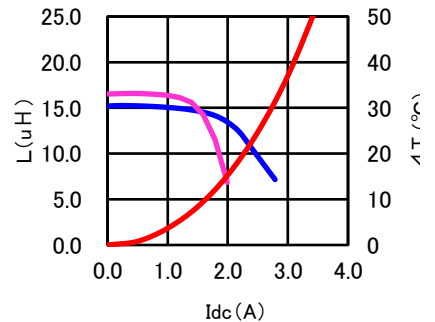
CDRH70D45BT150NP-6R8NC



CDRH70D45BT150NP-100MC



CDRH70D45BT150NP-150MC



Note : This specification is subject to change without notice. Please contact your nearest sales office for updated information when placing an order.

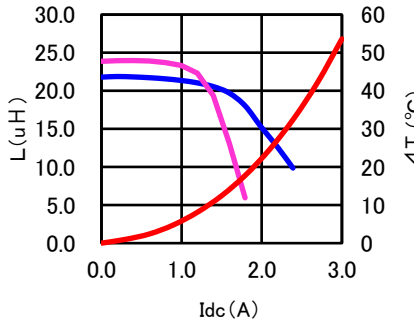


SMD Power Inductor CDRH70D45B/T150

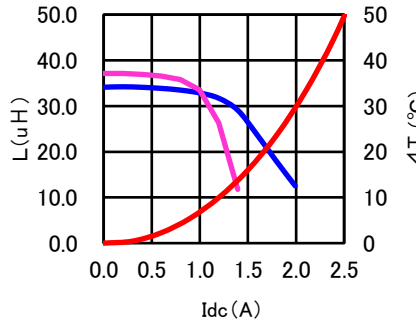


Saturation Current & Temperature Rise Graph — L (25°C) — L (150°C) — ΔT

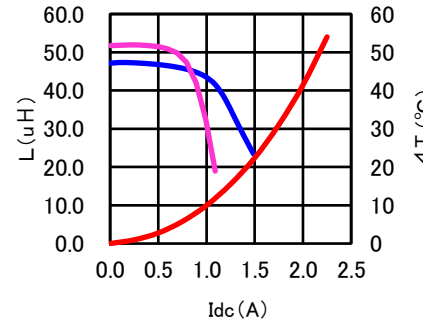
CDRH70D45BT150NP-220MC



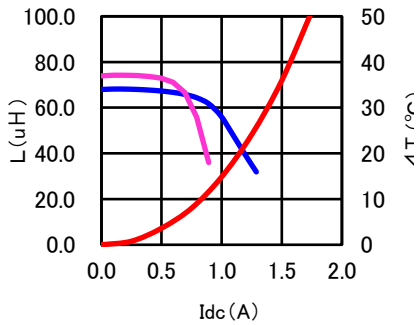
CDRH70D45BT150NP-330MC



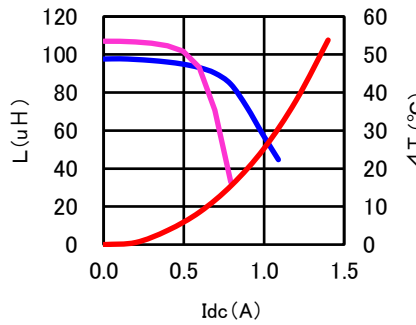
CDRH70D45BT150NP-470MC



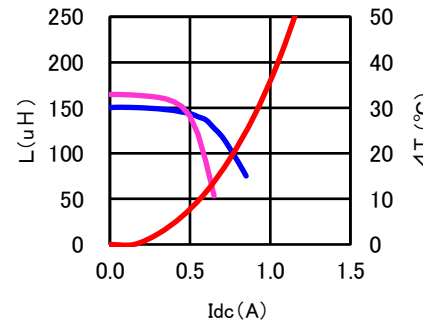
CDRH70D45BT150NP-680MC



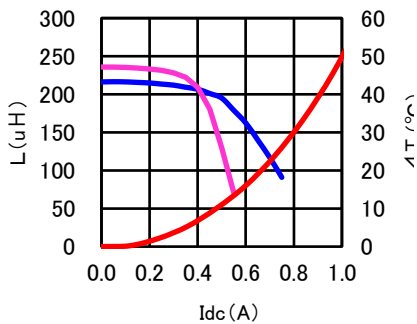
CDRH70D45BT150NP-101MC



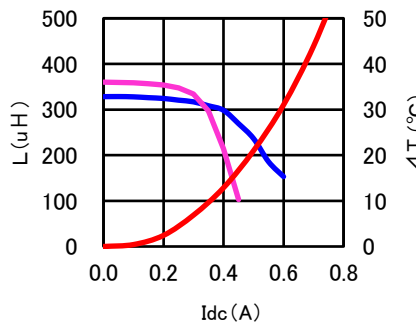
CDRH70D45BT150NP-151MC



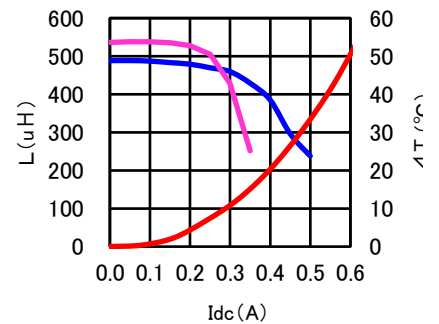
CDRH70D45BT150NP-221MC



CDRH70D45BT150NP-331MC



CDRH70D45BT150NP-471MC



Note : This specification is subject to change without notice. Please contact your nearest sales office for updated information when placing an order.



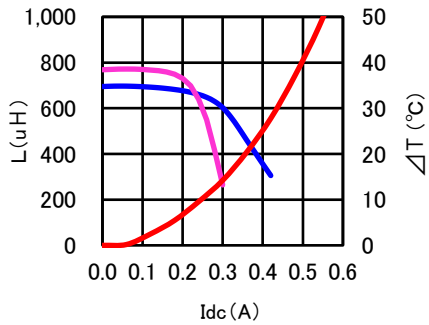
SMD Power Inductor

CDRH70D45B/T150



Saturation Current & Temperature Rise Graph — L (25°C) — L (150°C) — ΔT

CDRH70D45BT150NP-681MC



For sales office information, please [click here](#) to visit our website.

Note : This specification is subject to change without notice. Please contact your nearest sales office for updated information when placing an order.

OUR CERTIFICATE

DiGi provide top-quality products and perfect service for customer worldwide through standardization, technological innovation and continuous improvement. DiGi through third-party certification, we stricly control the quality of products and services. Welcome your RFQ to

Email: Info@DiGi-Electronics.com



Tel: +00 852-30501935

RFQ Email: Info@DiGi-Electronics.com

DiGi is a global authorized distributor of electronic components.