

RG1608P-3240-D-T5 Datasheet

www.digi-electronics.com



<https://www.DiGi-Electronics.com>

DiGi Electronics Part Number	RG1608P-3240-D-T5-DG
Manufacturer	Susumu
Manufacturer Product Number	RG1608P-3240-D-T5
Description	RES SMD 324 OHM 0.5% 1/10W 0603
Detailed Description	324 Ohms \pm 0.5% 0.1W, 1/10W Chip Resistor 0603 (1608 Metric) Anti-Sulfur, Automotive AEC-Q200 Thin Film

This model RG1608P-3240-D-T5 is available at DiGi Electronics.

DiGi Electronics offers a global database of semiconductor and electronic component datasheets.

We welcome your inquiries regarding pricing, lead time, or other product-related questions.

 [Request a Quote](#)

 [Datasheet Search](#)



Tel: +00 852-30501935

RFQ Email: Info@DiGi-Electronics.com

DiGi is a global authorized distributor of electronic components.

Purchase and inquiry

Manufacturer Product Number:

RG1608P-3240-D-T5

Series:

RG

Resistance:

324 Ohms

Power (Watts):

0.1W, 1/10W

Features:

Anti-Sulfur, Automotive AEC-Q200

Operating Temperature:

-55°C ~ 155°C

Supplier Device Package:

0603

Size / Dimension:

0.063" L x 0.031" W (1.60mm x 0.80mm)

Number of Terminations:

2

Manufacturer:

Susumu

Product Status:

Active

Tolerance:

±0.5%

Composition:

Thin Film

Temperature Coefficient:

±25ppm/°C

Package / Case:

0603 (1608 Metric)

Ratings:

AEC-Q200

Height - Seated (Max):

0.020" (0.50mm)

Failure Rate:

-

Environmental & Export classification

RoHS Status:

ROHS3 Compliant

REACH Status:

REACH Unaffected

HTSUS:

8533.21.0030

Moisture Sensitivity Level (MSL):

1 (Unlimited)

ECCN:

EAR99



Metal thin film chip resistors (the highest precision)

■ RG series

AEC-Q200 Compliant

Features

- Long term stability with inorganic passivation
- Less than $\pm 0.1\%$ drift after 10000 hours of reliability test
- High precision resistance tolerance: $\pm 0.05\%$, very small TCR: $\pm 5\text{ppm}/^\circ\text{C}$
- Thin film structure enabling low noise and anti-sulfur

Applications

- Automotive electronics
- Industrial measurement instrumentation, industrial machines
- Various sensors, medical electronics



◆ Part numbering system

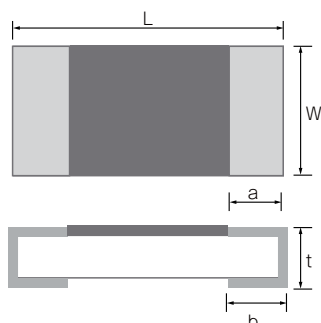
RG 1608 N - 102 - B - T5

Series code	Size: RG0603, RG1005, RG1608, RG2012, RG3216	Temperature coefficient of resistance	Resistance tolerance	Packaging quantity: T5(5,000pcs), T10(10,000pcs)
			Nominal resistance value (E-24: 3 digit, E-96: 4 digit, RG3216: all 4 digit)	

◆ Electrical Specification

Type	Power ratings			Temperature coefficient of resistance (ppm/ $^\circ\text{C}$)	Resistance range (Ω) Resistance tolerance (%)			Maximum voltage	Resistance value series	Operating temperature	Pakaging quantity
	Low	Regular	High		$\pm 0.05\%$ (W)	$\pm 0.1\%$ (B)	$\pm 0.5\%$ (D)				
RG0603	1/20W	1/16W	-	± 10 (N)	$100 \leq R \leq 22\text{k}$			30V	E-24, E-96	$-55^\circ\text{C} \sim 155^\circ\text{C}$	T10
				± 25 (P)							
				± 50 (Q)	$10 \leq R < 47$						
				± 100 (R)							
RG1005	1/32W	1/16W	1/8W	± 5 (V)	$100 \leq R < 3\text{k}$			75V	E-24, E-96	$-55^\circ\text{C} \sim 155^\circ\text{C}$	T5, T10 <small>*Products with 0.5% tolerance are only packed with T10.</small>
				± 10 (N)							
				± 25 (P)	$47 \leq R \leq 150\text{k}$						
				± 100 (R)			-				
RG1608	1/16W	1/10W	1/6W	± 5 (V)	$100 \leq R < 5.1\text{k}$			100V	E-24, E-96	$-55^\circ\text{C} \sim 155^\circ\text{C}$	T5
				± 10 (N)							
				± 25 (P)	$47 \leq R \leq 274\text{k}$	$47 \leq R \leq 1\text{M}$					
				± 50 (Q)	-	-	$10 \leq R < 47$				
RG2012	1/10W	1/8W	1/4W	± 5 (V)	$100 \leq R < 10.2\text{k}$			150V	E-24, E-96	$-55^\circ\text{C} \sim 155^\circ\text{C}$	T5
				± 10 (N)							
				± 25 (P)	$47 \leq R \leq 475\text{k}$	$47 \leq R \leq 2.7\text{M}$					
				± 50 (Q)	-	-	$10 \leq R < 47$				
RG3216	1/8W	1/4W	-	± 5 (V)	$100 \leq R \leq 33.2\text{k}$			200V	E-24, E-96	$-55^\circ\text{C} \sim 155^\circ\text{C}$	T5
				± 10 (N)							
				± 25 (P)	$47 \leq R \leq 5.1\text{M}$						
				± 50 (Q)			-				

◆ Dimensions



Type	Size (inch)	L	W	a	b	t
RG0603	0201	0.60 ± 0.05	0.30 ± 0.05	0.13 ± 0.05	0.15 ± 0.05	0.23 ± 0.03
RG1005	0402	1.0 ± 0.05	0.50 ± 0.05	0.20 ± 0.10	0.25 ± 0.05	0.35 ± 0.05
RG1608	0603	1.60 ± 0.20	0.80 ± 0.20	0.30 ± 0.20	0.30 ± 0.20	0.40 ± 0.10
RG2012	0805	2.00 ± 0.20	1.25 ± 0.20	0.40 ± 0.20	0.40 ± 0.20	0.40 ± 0.10
RG3216	1206	3.20 ± 0.20	1.60 ± 0.20	0.50 ± 0.25	0.50 ± 0.20	0.40 ± 0.10

(unit : mm)

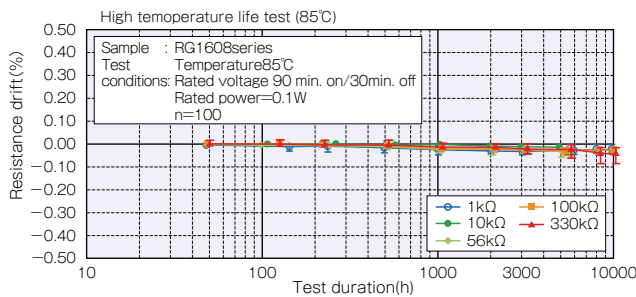
Reliability specification

Test Items	Condition (test methods)	Low		Regular		High		Typical
		≤47Ω	≥47Ω	≤47Ω	≥47Ω	≤47Ω	≥47Ω	Low
Short time overload	2.5 x rated voltage,*1 5 seconds	±(0.05%+0.01Ω)	±(0.05%+0.01Ω)	±(0.05%+0.01Ω)	±(0.05%+0.01Ω)	—	±(0.05%+0.01Ω)	±(0.01%)
Life (biased)	85°C, rated voltage,*1 90min on 30min off, 1000hours	±(0.25%+0.05Ω)	±(0.1%+0.01Ω)	±(0.5%+0.05Ω)	±(0.25%+0.05Ω)	—	±(0.5%+0.01Ω)	±(0.01%)
High temperature high humidity	85°C, 85%RH, 1/10 of rated power, 90min on 30min off, 1000hours	±(0.25%+0.05Ω)	±(0.1%+0.01Ω)	±(0.5%+0.05Ω)	±(0.25%+0.05Ω)	—	±(0.5%+0.01Ω)	±(0.05%)
Temperature shock	-55°C (30min) ~ 125°C (30min) 1000cycles	±(0.25%+0.05Ω)	±(0.1%+0.01Ω)	±(0.25%+0.05Ω)	±(0.1%+0.01Ω)	—	±(0.1%+0.01Ω)	±(0.01%)
High temperature exposure	155°C, no bias, 1000hours	±(0.25%+0.05Ω)	±(0.1%+0.01Ω)	±(0.25%+0.05Ω)	±(0.1%+0.01Ω)	—	±(0.1%+0.01Ω)	±(0.01%)
Resistance to soldering heat	260±5°C, 10 seconds (reflow)	±(0.05%+0.01Ω)	±(0.05%+0.01Ω)	±(0.05%+0.01Ω)	±(0.05%+0.01Ω)	—	±(0.05%+0.01Ω)	±(0.01%)

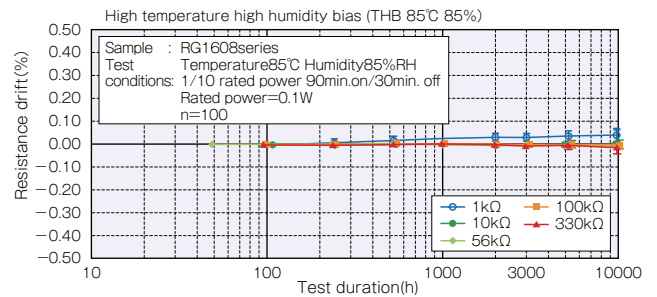
*1 Rated voltage is given by $E = \sqrt{R \times P}$ E= rated voltage (V), R=nominal resistance value(Ω), P=rated power(W)
If rated voltage exceeds maximum voltage /element, maximum voltage/element is the rated voltage.

10000 hour reliability test data

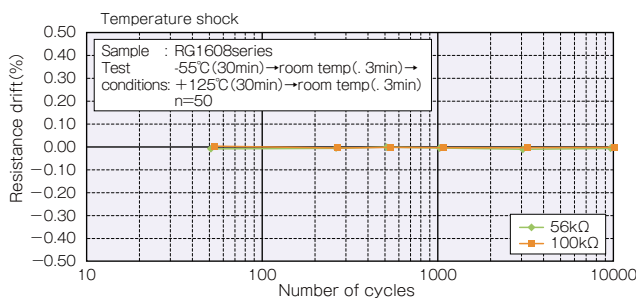
Biased life test



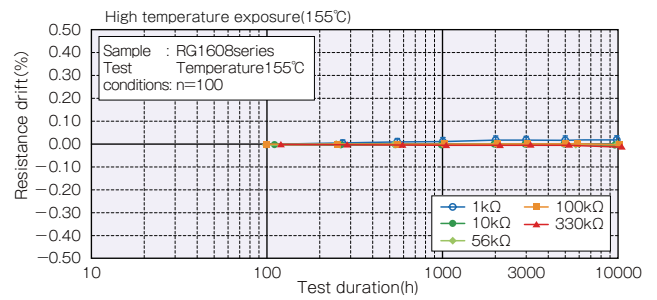
High temperature high humidity (biased)



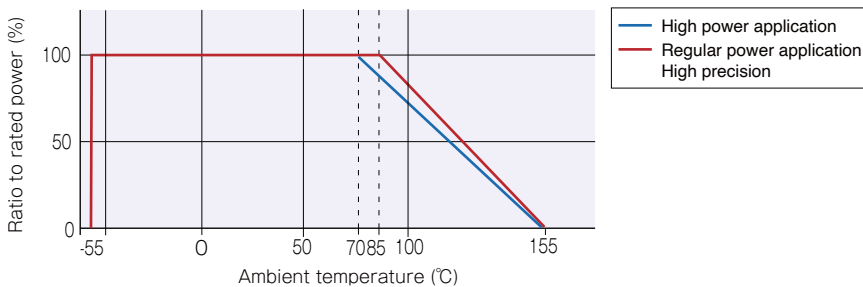
Temperature shock



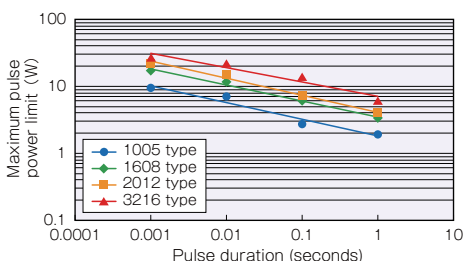
High temperature exposure



Derating Curve



Maximum pulse power limit



Test procedure

Voltage pulse is applied to the test samples mounted on the test board.
After each pulse, resistance drift is measured. Pulse voltage is increased until the drift exceeds +/-0.5%.
The power at that voltage is defined as the maximum pulse power.

OUR CERTIFICATE

DiGi provide top-quality products and perfect service for customer worldwide through standardization, technological innovation and continuous improvement. DiGi through third-party certification, we stricly control the quality of products and services. Welcome your RFQ to

Email: Info@DiGi-Electronics.com



Tel: +00 852-30501935

RFQ Email: Info@DiGi-Electronics.com

DiGi is a global authorized distributor of electronic components.