

FG24X7S2A105KRT00 Datasheet

www.digi-electronics.com



<https://www.DiGi-Electronics.com>

DiGi Electronics Part Number	FG24X7S2A105KRT00-DG
Manufacturer	TDK Corporation
Manufacturer Product Number	FG24X7S2A105KRT00
Description	CAP CER 1UF 100V X7S RADIAL
Detailed Description	1 μ F \pm 10% 100V Ceramic Capacitor X7S Radial

This model FG24X7S2A105KRT00 is available at DiGi Electronics.

DiGi Electronics offers a global database of semiconductor and electronic component datasheets.

We welcome your inquiries regarding pricing, lead time, or other product-related questions.

 [Request a Quote](#)

 [Datasheet Search](#)



Tel: +00 852-30501935

RFQ Email: Info@DiGi-Electronics.com

DiGi is a global authorized distributor of electronic components.

Purchase and inquiry

Manufacturer Product Number:

FG24X7S2A105KRT00

Series:

FG

Capacitance:

1 μ F

Voltage - Rated:

100V

Operating Temperature:

-55°C ~ 125°C

Ratings:

-

Failure Rate:

-

Package / Case:

Radial

Height - Seated (Max):

0.217" (5.50mm)

Lead Spacing:

0.197" (5.00mm)

Manufacturer:

TDK Corporation

Product Status:

Active

Tolerance:

\pm 10%

Temperature Coefficient:

X75

Features:

-

Applications:

General Purpose

Mounting Type:

Through Hole

Size / Dimension:

0.177" L x 0.118" W (4.50mm x 3.00mm)

Thickness (Max):

-

Lead Style:

Formed Leads - Kinked

Environmental & Export classification

RoHS Status:

ROHS3 Compliant

REACH Status:

REACH Unaffected

HTSUS:

8532.24.0060

Moisture Sensitivity Level (MSL):

Not Applicable

ECCN:

EAR99




November 2024

MLCC with dipped radial lead

(Halogen-free, commercial grade)

FG series

Type:	Lead pitch	5.0 mm
		FG28 [4.0x5.5mm]
		FG24 [4.5x5.5mm]
		FG26 [5.5x6.0mm]
		FG20 [5.5x7.0mm]
		FG22 [7.5x8.5mm]
		FG23 [8.5x11.0mm]
	Lead pitch	2.5 mm
		FG18 [4.0x5.5mm]
		FG14 [4.5x5.5mm]
		FG16 [5.5x6.0mm]
		FG11 [5.5x7.0mm]



REMINDERS FOR USING THESE PRODUCTS

Before using these products, be sure to request the delivery specifications.

SAFETY REMINDERS

Please pay sufficient attention to the warnings for safe designing when using this products

REMINDERS

1. The products listed on this catalog are intended for use in general electronic equipment (AV equipment, telecommunications equipment, home appliances, amusement equipment, computer equipment, personal equipment, office equipment, measurement equipment, industrial robots) under a normal operation and use condition.

The products are not designed or warranted to meet the requirements of the applications listed below, whose performance and/or quality require a more stringent level of safety or reliability, or whose failure, malfunction or trouble could cause serious damage to society, person or property.

If you intend to use the products in the applications listed below or if you have special requirements exceeding the range or conditions set forth in the each catalog, please contact us.

- | | |
|--|--|
| (1) Aerospace/aviation equipment | (7) Transportation control equipment |
| (2) Transportation equipment (cars, electric trains, ships, etc.) | (8) Public information-processing equipment |
| (3) Medical equipment (excepting Pharmaceutical Affairs Law classification Class1,2) | (9) Military equipment |
| (4) Power-generation control equipment | (10) Electric heating apparatus, burning equipment |
| (5) Atomic energy-related equipment | (11) Disaster prevention/crime prevention equipment |
| (6) Seabed equipment | (12) Safety equipment |
| | (13) Other applications that are not considered general-purpose applications |

When designing your equipment even for general-purpose applications, you are kindly requested to take into consideration securing protection circuit/device or providing backup circuits in your equipment.

2. We may modify products or discontinue production of a product listed in this catalog without prior notification.
3. We provide "Delivery Specification" that explain precautions for the specifications and safety of each product listed in this catalog. We strongly recommend that you exchange these delivery specifications with customers that use one of these products.
4. If you plan to export a product listed in this catalog, keep in mind that it may be a restricted item according to the "Foreign Exchange and Foreign Trade Control Law". In such cases, it is necessary to acquire export permission in harmony with this law.
5. Any reproduction or transferring of the contents of this catalog is prohibited without prior permission from our company.
6. We are not responsible for problems that occur related to the intellectual property rights or other rights of our company or a third party when you use a product listed in this catalog. We do not grant license of these rights.
7. This catalog only applies to products purchased through our company or one of our company's official agencies. This catalog does not apply to products that are purchased through other third parties.

MLCC with dipped radial lead

Product compatible with RoHS directive
Halogen-free

Halogen-free, commercial grade

Overview of the FG series

FEATURES

- Voltage rating of 10V to 630V with capacitance range of 1pF to 47μF

APPLICATION

- Noise reduction measures for various motors
- Bypass capacitors and smoothing capacitors for switching power sources, etc.
- Snubber circuits
- PFC input filters

PART NUMBER CONSTRUCTION

FG	2	8	COG	1H	010	C	□□□	□
Series name	Lead pitch (mm)	LxWxT Dimensions (mm)	Capacitance temperature characteristics	Rated voltage (V)	Nominal capacitance (pF)	Capacitance tolerance	Internal code	Packaging style
	1 2.5	8 4.0x5.5x2.5	COG 0±30ppm/°C	1A 10	010 1	C ±0.25pF		0 Bulk
	2 5.0	4 4.5x5.5x3.0	X5R ±15%	1C 16	100 10	D ±0.5pF		6 Taping
		6 5.5x6.0x3.5	X7R ±15%	1E 25	101 100	J ±5%		
		0 5.5x7.0x4.0	X7S ±22%	1H 50	102 1,000	K ±10%		
		1 5.5x7.0x4.0	X7T +22, -33%	2A 100		M ±20%		
		2 7.5x8.5x4.5		2E 250				
		3 8.5x11.0x5.5		2W 450				
				2J 630				

OPERATING TEMPERATURE RANGE


Capacitance temperature characteristics	Temperature range*	
	Operating temperature (°C)	Storage temperature** (°C)
COG, X7R, X7S, X7T	-55 to +125	-55 to +125
X5R	-55 to +85	-55 to +85

* The maximum operating temperature includes capacitor self-generated heat of up to 20°C.

** The storage temperature range is for after the assembly.

○ RoHS Directive Compliant Product: See the following for more details. <https://product.tdk.com/en/environment/rohs/index.html>

○ Halogen-free: indicates that Cl content is less than 900ppm, Br content is less than 900ppm, and that the total Cl and Br content is less than 1500ppm.

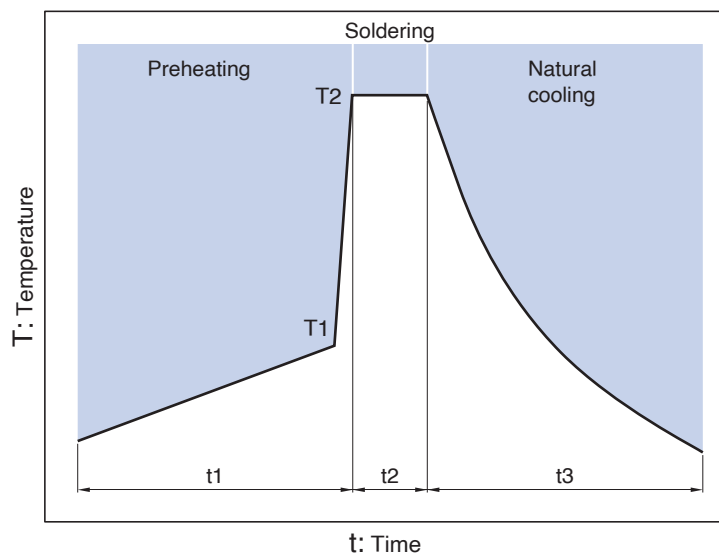
 Please be sure to request delivery specifications that provide further details on the features and specifications of the products for proper and safe use. Please note that the contents may change without any prior notice due to reasons such as upgrading.

Overview of the FG series

PACKAGE QUANTITY

Type	Package quantity	
	Taping (pieces / box)	Bulk (pieces / bag)
FG28	2000	500
FG24	2000	500
FG26	2000	500
FG20	1500	500
FG22	1000	500
FG23	1000	200
FG18	2000	500
FG14	2000	500
FG16	2000	500
FG11	1500	500

RECOMMENDED FLOW PROFILE



Preheating		Peak		Natural cooling
Temp.	Time	Temp.	Time	Time
T1	t1	T2	t2	t3
110°C min.	Over 60s.	260°C	Within 5s.	Over 60s.

CAPACITORS

MLCC with dipped radial lead
Halogen-free, commercial grade

Product compatible with RoHS directive
Halogen-free

Capacitance range chart

FG28 type

Capacitance		COG			X7R		X7S
(pF)	Code	2E (250V)	2A (100V)	1H (50V)	2A (100V)	1H (50V)	2A (100V)
1	010						
1.5	1R5						
2	020						
2.2	2R2						
3	030						
3.3	3R3						
4	040						
4.7	4R7						
5	050						
6	060						
6.8	6R8						
7	070						
8	080						
9	090						
10	100						
12	120						
15	150						
18	180						
22	220						
27	270						
33	330						
39	390						
47	470						
56	560						
68	680						
82	820						
100	101						
120	121						
150	151						
180	181						
220	221						
270	271						
330	331						
390	391						
470	471						
560	561						
680	681						
820	821						
1,000	102						
1,200	122						
1,500	152						
1,800	182						
2,200	222						
2,700	272						
3,300	332						
3,900	392						
4,700	472						
5,600	562						
6,800	682						
8,200	822						
10,000	103						
15,000	153						
22,000	223						
33,000	333						

- Background gray: These products are not recommended for new designs.
- Click the charts for details.
- For details such as the catalog numbers, please refer to the capacitance range table on page 16 and after.

Please be sure to request delivery specifications that provide further details on the features and specifications of the products for proper and safe use. Please note that the contents may change without any prior notice due to reasons such as upgrading.

CAPACITORS 

MLCC with dipped radial lead
Halogen-free, commercial grade

Product compatible with RoHS directive
Halogen-free

Capacitance range chart

FG28 type

Capacitance		X5R		X7R			X7S
(pF)	Code	1H (50V)	1E (25V)	1H (50V)	1E (25V)	1A (10V)	2A (100V)
47,000	473			■			■
68,000	683			■			■
100,000	104			■			■
150,000	154			■	■		■
220,000	224			■			■
330,000	334			■			■
470,000	474			■			■
680,000	684	■			■		■
1,000,000	105	■			■		■
1,500,000	155		■			■	
1,800,000	185						■
2,200,000	225		■			■	
2,700,000	275		■				
3,300,000	335		■				
3,900,000	395		■				
4,700,000	475		■				
5,600,000	565		■				
6,800,000	685		■				
10,000,000	106		■				

- Background gray: These products are not recommended for new designs.
- Click the charts for details.
- For details such as the catalog numbers, please refer to the capacitance range table on page 16 and after.

⚠ Please be sure to request delivery specifications that provide further details on the features and specifications of the products for proper and safe use. Please note that the contents may change without any prior notice due to reasons such as upgrading.

CAPACITORS

MLCC with dipped radial lead

Halogen-free, commercial grade

Product compatible with RoHS directive
Halogen-free

Capacitance range chart

FG24 type

Capacitance		COG				X5R		X7R					X7S	X7T	
(pF)	Code	2W (450V)	2E (250V)	2A (100V)	1H (50V)	1H (50V)	1E (25V)	2E (250V)	2A (100V)	1H (50V)	1E (25V)	1C (16V)	1A (10V)	2A (100V)	2E (250V)
100	101	█													
120	121	█													
150	151	█													
180	181	█													
220	221	█													
270	271	█													
330	331	█													
390	391	█													
470	471	█													
560	561	█													
680	681	█													
820	821	█													
1,000	102	█						█							
1,200	122	█						█							
1,500	152	█						█							
1,800	182	█						█							
2,200	222	█						█							
2,700	272	█	█					█							
3,300	332	█	█					█							
3,900	392	█	█	█				█							
4,700	472	█	█	█				█							
5,600	562	█	█	█				█							
6,800	682	█	█	█				█							
8,200	822	█	█	█				█							
10,000	103	█	█	█	█			█							
15,000	153	█	█	█	█			█							
22,000	223	█	█	█	█			█							
33,000	333	█	█	█	█			█	█						█
47,000	473	█	█	█	█			█	█						█
68,000	683	█	█	█	█			█	█						█
100,000	104	█	█	█	█			█	█						█
150,000	154	█	█	█	█			█	█	█			█		█
220,000	224	█	█	█	█			█	█	█			█		█
330,000	334	█	█	█	█			█	█	█			█		█
470,000	474	█	█	█	█			█	█	█	█		█		█
680,000	684	█	█	█	█			█	█	█	█	█	█		█
1,000,000	105	█	█	█	█			█	█	█	█	█	█		█
1,500,000	155	█	█	█	█			█	█	█	█	█	█		█
2,200,000	225	█	█	█	█			█	█	█	█	█	█		█
3,300,000	335	█	█	█	█			█	█	█	█	█	█		█
4,700,000	475	█	█	█	█			█	█	█	█	█	█		█
6,800,000	685	█	█	█	█			█	█	█	█	█	█		█
10,000,000	106	█	█	█	█			█	█	█	█	█	█		█
15,000,000	156	█	█	█	█			█	█	█	█	█	█		█

- Background gray: These products are not recommended for new designs.
- Click the charts for details.
- For details such as the catalog numbers, please refer to the capacitance range table on page 16 and after.

⚠ Please be sure to request delivery specifications that provide further details on the features and specifications of the products for proper and safe use. Please note that the contents may change without any prior notice due to reasons such as upgrading.

CAPACITORS 

MLCC with dipped radial lead
Halogen-free, commercial grade

Product compatible with RoHS directive
Halogen-free

Capacitance range chart

FG26 type

Capacitance		COG					X5R		X7R					X7S	X7T
(pF)	Code	2J (630V)	2W (450V)	2E (250V)	2A (100V)	1H (50V)	1H (50V)	1E (25V)	2J (630V)	2E (250V)	2A (100V)	1H (50V)	1E (25V)	2A (100V)	2E (250V)
100	101	█													
120	121	█													
150	151	█													
180	181	█													
220	221	█													
270	271	█													
330	331	█													
390	391	█													
470	471	█													
560	561	█													
680	681	█													
820	821	█													
1,000	102	█							█						
1,200	122	█							█						
1,500	152	█							█						
1,800	182	█							█						
2,200	222	█							█						
2,700	272	█							█						
3,300	332	█							█						
3,900	392	█							█						
4,700	472	█							█						
5,600	562	█							█						
6,800	682	█	█						█						
8,200	822	█	█						█						
10,000	103	█							█						
15,000	153	█	█	█	█				█						
22,000	223	█	█	█	█				█	█					
33,000	333	█	█	█	█	█			█	█					
47,000	473	█	█	█	█	█			█	█					
68,000	683	█	█	█	█	█			█	█					
100,000	104	█	█	█	█	█			█	█					
150,000	154	█	█	█	█	█			█	█	█			█	
220,000	224	█	█	█	█	█			█	█	█			█	
330,000	334	█	█	█	█	█			█	█	█			█	
470,000	474	█	█	█	█	█			█	█	█	█		█	
680,000	684	█	█	█	█	█			█	█	█	█	█	█	
1,000,000	105	█	█	█	█	█			█	█	█	█	█	█	
1,500,000	155	█	█	█	█	█			█	█	█	█	█	█	
2,200,000	225	█	█	█	█	█			█	█	█	█	█	█	
3,300,000	335	█	█	█	█	█			█	█	█	█	█	█	
4,700,000	475	█	█	█	█	█			█	█	█	█	█	█	
6,800,000	685	█	█	█	█	█	█		█	█	█	█	█	█	
10,000,000	106	█	█	█	█	█	█		█	█	█	█	█	█	
15,000,000	156	█	█	█	█	█	█		█	█	█	█	█	█	
22,000,000	226	█	█	█	█	█	█		█	█	█	█	█	█	
33,000,000	336	█	█	█	█	█	█	█	█	█	█	█	█	█	
47,000,000	476	█	█	█	█	█	█	█	█	█	█	█	█	█	

- █ Background gray: These products are not recommended for new designs.
- █ Click the charts for details.
- █ For details such as the catalog numbers, please refer to the capacitance range table on page 16 and after.

⚠ Please be sure to request delivery specifications that provide further details on the features and specifications of the products for proper and safe use. Please note that the contents may change without any prior notice due to reasons such as upgrading.

CAPACITORS

MLCC with dipped radial lead

Halogen-free, commercial grade

Product compatible with RoHS directive
Halogen-free

Capacitance range chart

FG20 type

Capacitance		COG				X7R						X7S		X7T
(pF)	Code	2J (630V)	2W (450V)	2E (250V)	2A (100V)	2J (630V)	2E (250V)	2A (100V)	1H (50V)	1E (25V)	1C (16V)	2A (100V)	1H (50V)	2E (250V)
15,000	153	■												
22,000	223	■	■											
33,000	333	■	■	■										
47,000	473			■	■	■								
68,000	683				■	■								
100,000	104													
150,000	154						■							
220,000	224						■							
330,000	334													■
470,000	474													
680,000	684													
1,000,000	105								■					
1,500,000	155							■	■					
2,200,000	225							■						
3,300,000	335								■					
4,700,000	475								■			■		
6,800,000	685											■	■	
10,000,000	106								■				■	
15,000,000	156										■			
22,000,000	226										■			

- Background gray: These products are not recommended for new designs.
- Click the charts for details.
- For details such as the catalog numbers, please refer to the capacitance range table on page 16 and after.

⚠ Please be sure to request delivery specifications that provide further details on the features and specifications of the products for proper and safe use. Please note that the contents may change without any prior notice due to reasons such as upgrading.

CAPACITORS

MLCC with dipped radial lead

Halogen-free, commercial grade

Product compatible with RoHS directive
Halogen-free

Capacitance range chart

FG22 type

Capacitance		COG					X5R		X7R						X7T	
(pF)	Code	2J (630V)	2W (450V)	2E (250V)	2A (100V)	1H (50V)	1C (16V)	1A (10V)	2J (100V)	2E (250V)	2A (100V)	1H (50V)	1E (25V)	1C (16V)	2E (250V)	
47,000	473	■	■													
68,000	683		■													
100,000	104			■	■				■							
150,000	154					■										
220,000	224															
330,000	334									■						
470,000	474									■						
680,000	684															
1,000,000	105														■	
1,500,000	155															
2,200,000	225															
3,300,000	335															
4,700,000	475															
6,800,000	685															
10,000,000	106															
15,000,000	156															
22,000,000	226															
33,000,000	336							■								
47,000,000	476								■							

- Background gray: These products are not recommended for new designs.
- Click the charts for details.
- For details such as the catalog numbers, please refer to the capacitance range table on page 16 and after.

Capacitance range chart

FG23 type

Capacitance		COG				X7R						X7S	X7T
(pF)	Code	2J (630V)	2W (450V)	2E (250V)	2A (100V)	2J (630V)	2E (250V)	2A (100V)	1H (50V)	1E (25V)	1C (16V)	2A (100V)	2E (250V)
68,000	683	■											
100,000	104	■	■										
150,000	154			■	■	■							
220,000	224					■							
330,000	334												
470,000	474												
680,000	684							■					
1,000,000	105												
1,500,000	155												
2,200,000	225												■
3,300,000	335												
4,700,000	475												
6,800,000	685												
10,000,000	106												
15,000,000	156												
22,000,000	226												
33,000,000	336												
47,000,000	476												

- Background gray: These products are not recommended for new designs.
- Click the charts for details.
- For details such as the catalog numbers, please refer to the capacitance range table on page 16 and after.

⚠ Please be sure to request delivery specifications that provide further details on the features and specifications of the products for proper and safe use. Please note that the contents may change without any prior notice due to reasons such as upgrading.

CAPACITORS 




MLCC with dipped radial lead
Halogen-free, commercial grade


Product compatible with RoHS directive
Halogen-free

Capacitance range chart

FG18 type

Capacitance		COG		X7R		X7S
(pF)	Code	2A (100V)	1H (50V)	2A (100V)	1H (50V)	2A (100V)
1	010					
1.5	1R5					
2	020					
2.2	2R2					
3	030					
3.3	3R3					
4	040					
4.7	4R7					
5	050					
6	060					
6.8	6R8					
7	070					
8	080					
9	090					
10	100					
12	120					
15	150					
18	180					
22	220					
27	270					
33	330					
39	390					
47	470					
56	560					
68	680					
82	820					
100	101					
120	121					
150	151					
180	181					
220	221					
270	271					
330	331					
390	391					
470	471					
560	561					
680	681					
820	821					
1,000	102					
1,200	122					
1,500	152					
1,800	182					
2,200	222					
2,700	272					
3,300	332					
3,900	392					
4,700	472					
5,600	562					
6,800	682					
8,200	822					
10,000	103					
15,000	153					
22,000	223					
33,000	333					

-  Background gray: These products are not recommended for new designs.
-  Click the charts for details.
-  For details such as the catalog numbers, please refer to the capacitance range table on page 16 and after.

 Please be sure to request delivery specifications that provide further details on the features and specifications of the products for proper and safe use. Please note that the contents may change without any prior notice due to reasons such as upgrading.

CAPACITORS 




MLCC with dipped radial lead
Halogen-free, commercial grade


Product compatible with RoHS directive
Halogen-free

Capacitance range chart

FG18 type

Capacitance		X5R		X7R			X7S
(pF)	Code	1H (50V)	1E (25V)	1H (50V)	1E (25V)	1A (10V)	2A (100V)
47,000	473			■			■
68,000	683			■			■
100,000	104			■			■
150,000	154			■	■		■
220,000	224			■			■
330,000	334			■			■
470,000	474			■			■
680,000	684	■			■		■
1,000,000	105	■			■		■
1,500,000	155		■			■	
1,800,000	185						■
2,200,000	225		■			■	
2,700,000	275		■				
3,300,000	335		■				
3,900,000	395		■				
4,700,000	475		■				
5,600,000	565		■				
6,800,000	685		■				
10,000,000	106		■				

-  Background gray: These products are not recommended for new designs.
-  Click the charts for details.
-  For details such as the catalog numbers, please refer to the capacitance range table on page 16 and after.

 Please be sure to request delivery specifications that provide further details on the features and specifications of the products for proper and safe use. Please note that the contents may change without any prior notice due to reasons such as upgrading.

CAPACITORS

MLCC with dipped radial lead

Halogen-free, commercial grade

Product compatible with RoHS directive
Halogen-free

Capacitance range chart

FG14 type

Capacitance		COG		X5R		X7R			X7S
(pF)	Code	2A (100V)	1H (50V)	1H (50V)	1E (25V)	2A (100V)	1H (50V)	1E (25V)	2A (100V)
3,900	392	█							
4,700	472	█							
5,600	562	█							
6,800	682	█							
8,200	822	█							
10,000	103	█							
15,000	153	█	█						
22,000	223	█	█						
33,000	333					█			
47,000	473					█			
68,000	683					█			
100,000	104					█			
150,000	154					█	█		█
220,000	224					█	█		█
330,000	334					█	█		█
470,000	474					█	█	█	█
680,000	684					█	█	█	█
1,000,000	105					█	█	█	█
1,500,000	155					█	█	█	█
2,200,000	225					█	█	█	█
3,300,000	335			█				█	
4,700,000	475			█				█	
6,800,000	685			█				█	
10,000,000	106				█				
15,000,000	156				█				

- Background gray: These products are not recommended for new designs.
- Click the charts for details.
- For details such as the catalog numbers, please refer to the capacitance range table on page 16 and after.

Please be sure to request delivery specifications that provide further details on the features and specifications of the products for proper and safe use. Please note that the contents may change without any prior notice due to reasons such as upgrading.

CAPACITORS 

MLCC with dipped radial lead
Halogen-free, commercial grade

Product compatible with RoHS directive
Halogen-free

Capacitance range chart

FG16 type

Capacitance		COG		X5R		X7R			X7S
(pF)	Code	2A (100V)	1H (50V)	1H (50V)	1E (25V)	2A (100V)	1H (50V)	1E (25V)	2A (100V)
15,000	153	█							
22,000	223	█							
33,000	333	█							
47,000	473	█	█						
68,000	683	█	█						
100,000	104								
150,000	154					█			
220,000	224					█			
330,000	334					█			
470,000	474					█	█		
680,000	684					█	█		
1,000,000	105					█		█	
1,500,000	155								█
2,200,000	225								█
3,300,000	335								█
4,700,000	475						█		█
6,800,000	685							█	
10,000,000	106				█				
1,500,000	156								
2,200,000	225								
33,000,000	336				█				

- █ Background gray: These products are not recommended for new designs.
- █ Click the charts for details.
- █ For details such as the catalog numbers, please refer to the capacitance range table on page 16 and after.

Capacitance range chart

FG11 type

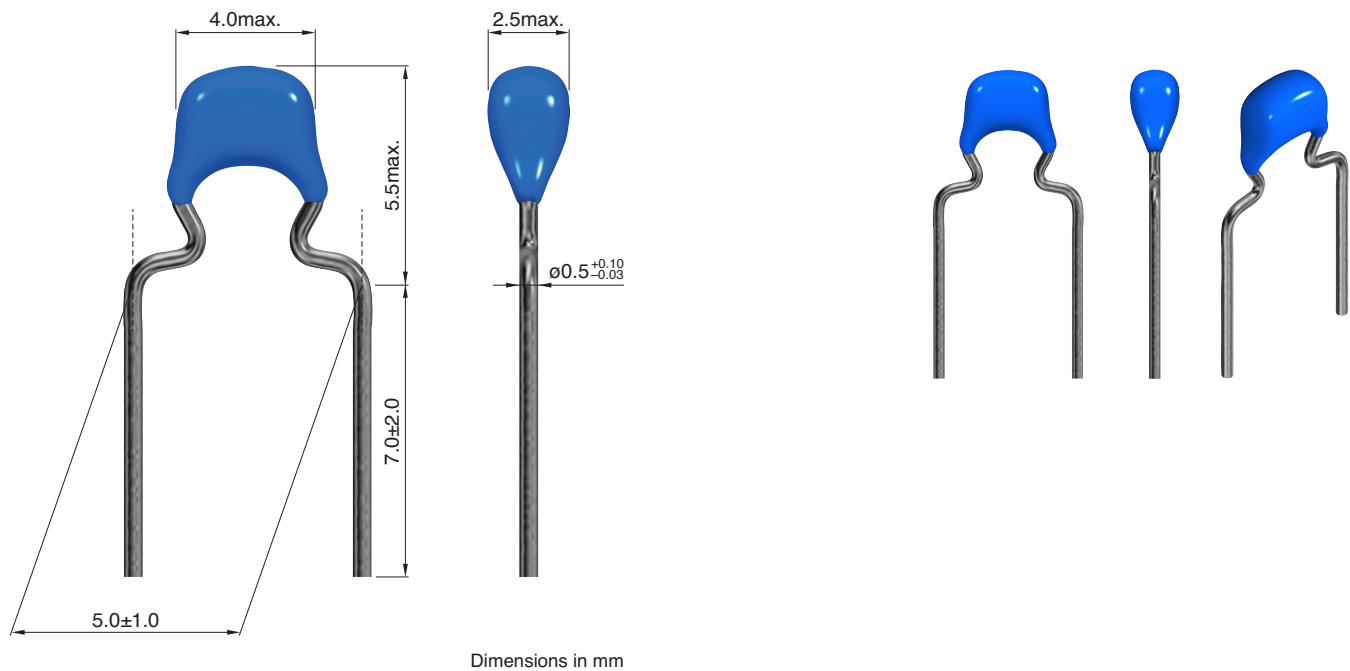
Capacitance		COG		X7R			X7S	
(pF)	Code	2A (100V)	2A (100V)	1H (50V)	1E (25V)	1C (16V)	2A (100V)	1H (50V)
47,000	473	█						
68,000	683	█						
100,000	104							
150,000	154							
220,000	224							
330,000	334							
470,000	474							
680,000	684							
1,000,000	105							
1,500,000	155		█	█				
2,200,000	225		█					
3,300,000	335				█			
4,700,000	475						█	
6,800,000	685							█
10,000,000	106							█
15,000,000	156					█		
22,000,000	226					█		

- █ Background gray: These products are not recommended for new designs.
- █ Click the charts for details.
- █ For details such as the catalog numbers, please refer to the capacitance range table on page 16 and after.

⚠ Please be sure to request delivery specifications that provide further details on the features and specifications of the products for proper and safe use. Please note that the contents may change without any prior notice due to reasons such as upgrading.

FG28 type

SHAPE & DIMENSIONS



CAPACITORS



FG28 type

ELECTRICAL CHARACTERISTICS

CHARACTERISTICS SPECIFICATION TABLE

CLASS 1 (TEMPERATURE COMPENSATION)

Temperature characteristics	Capacitance	Tolerance	Rated voltage Edc (V)	Part No.*	
				Separate	Taping
C0G	1.0pF	±0.25pF	50	FG28C0G1H010CNT00	FG28C0G1H010CNT06
C0G	1.5pF	±0.25pF	50	FG28C0G1H1R5CNT00	FG28C0G1H1R5CNT06
C0G	2.0pF	±0.25pF	50	FG28C0G1H020CNT00	FG28C0G1H020CNT06
C0G	2.2pF	±0.25pF	50	FG28C0G1H2R2CNT00	FG28C0G1H2R2CNT06
C0G	3.0pF	±0.25pF	50	FG28C0G1H030CNT00	FG28C0G1H030CNT06
C0G	3.3pF	±0.25pF	50	FG28C0G1H3R3CNT00	FG28C0G1H3R3CNT06
C0G	4.0pF	±0.25pF	50	FG28C0G1H040CNT00	FG28C0G1H040CNT06
C0G	4.7pF	±0.25pF	50	FG28C0G1H4R7CNT00	FG28C0G1H4R7CNT06
C0G	5.0pF	±0.25pF	50	FG28C0G1H050CNT00	FG28C0G1H050CNT06
C0G	6.0pF	±0.5pF	50	FG28C0G1H060DNT00	FG28C0G1H060DNT06
C0G	6.8pF	±0.5pF	50	FG28C0G1H6R8DNT00	FG28C0G1H6R8DNT06
C0G	7.0pF	±0.5pF	50	FG28C0G1H070DNT00	FG28C0G1H070DNT06
C0G	8.0pF	±0.5pF	50	FG28C0G1H080DNT00	FG28C0G1H080DNT06
C0G	9.0pF	±0.5pF	50	FG28C0G1H090DNT00	FG28C0G1H090DNT06
C0G	10pF	±0.5pF	50	FG28C0G1H100DNT00	FG28C0G1H100DNT06
C0G	12pF	±5%	50	FG28C0G1H120JNT00	FG28C0G1H120JNT06
C0G	15pF	±5%	50	FG28C0G1H150JNT00	FG28C0G1H150JNT06
C0G	18pF	±5%	50	FG28C0G1H180JNT00	FG28C0G1H180JNT06
C0G	22pF	±5%	50	FG28C0G1H220JNT00	FG28C0G1H220JNT06
C0G	27pF	±5%	50	FG28C0G1H270JNT00	FG28C0G1H270JNT06
C0G	33pF	±5%	50	FG28C0G1H330JNT00	FG28C0G1H330JNT06
C0G	39pF	±5%	50	FG28C0G1H390JNT00	FG28C0G1H390JNT06
C0G	47pF	±5%	50	FG28C0G1H470JNT00	FG28C0G1H470JNT06
C0G	56pF	±5%	50	FG28C0G1H560JNT00	FG28C0G1H560JNT06
C0G	68pF	±5%	50	FG28C0G1H680JNT00	FG28C0G1H680JNT06
C0G	82pF	±5%	50	FG28C0G1H820JNT00	FG28C0G1H820JNT06
C0G	100pF	±5%	50	FG28C0G1H101JNT00	FG28C0G1H101JNT06
C0G	120pF	±5%	50	FG28C0G1H121JNT00	FG28C0G1H121JNT06
C0G	150pF	±5%	50	FG28C0G1H151JNT00	FG28C0G1H151JNT06
C0G	180pF	±5%	50	FG28C0G1H181JNT00	FG28C0G1H181JNT06
C0G	220pF	±5%	50	FG28C0G1H221JNT00	FG28C0G1H221JNT06
C0G	270pF	±5%	50	FG28C0G1H271JNT00	FG28C0G1H271JNT06
C0G	330pF	±5%	50	FG28C0G1H331JNT00	FG28C0G1H331JNT06
C0G	390pF	±5%	50	FG28C0G1H391JNT00	FG28C0G1H391JNT06
C0G	470pF	±5%	50	FG28C0G1H471JNT00	FG28C0G1H471JNT06
C0G	560pF	±5%	50	FG28C0G1H561JNT00	FG28C0G1H561JNT06
C0G	680pF	±5%	50	FG28C0G1H681JNT00	FG28C0G1H681JNT06
C0G	820pF	±5%	50	FG28C0G1H821JNT00	FG28C0G1H821JNT06
C0G	1nF	±5%	50	FG28C0G1H102JNT00	FG28C0G1H102JNT06
C0G	1.2nF	±5%	50	FG28C0G1H122JNT00	FG28C0G1H122JNT06
C0G	1.5nF	±5%	50	FG28C0G1H152JNT00	FG28C0G1H152JNT06
C0G	1.8nF	±5%	50	FG28C0G1H182JNT00	FG28C0G1H182JNT06
C0G	2.2nF	±5%	50	FG28C0G1H222JNT00	FG28C0G1H222JNT06
C0G	2.7nF	±5%	50	FG28C0G1H272JNT00	FG28C0G1H272JNT06
C0G	3.3nF	±5%	50	FG28C0G1H332JNT00	FG28C0G1H332JNT06
C0G	3.9nF	±5%	50	FG28C0G1H392JNT00	FG28C0G1H392JNT06
C0G	4.7nF	±5%	50	FG28C0G1H472JNT00	FG28C0G1H472JNT06
C0G	5.6nF	±5%	50	FG28C0G1H562JNT00	FG28C0G1H562JNT06
C0G	6.8nF	±5%	50	FG28C0G1H682JNT00	FG28C0G1H682JNT06
C0G	8.2nF	±5%	50	FG28C0G1H822JNT00	FG28C0G1H822JNT06

■ Gray items: These products are not recommended for new designs.

Click the part numbers for details.

* The part numbers are TDK's standard specification products.

CAPACITORS



FG28 type

ELECTRICAL CHARACTERISTICS

CHARACTERISTICS SPECIFICATION TABLE

CLASS 1 (TEMPERATURE COMPENSATION)

Temperature characteristics	Capacitance	Tolerance	Rated voltage Edc (V)	Part No.*	
				Separate	Taping
C0G	10nF	±5%	50	FG28C0G1H103JNT00	FG28C0G1H103JNT06
C0G	1.0pF	±0.25pF	100	FG28C0G2A010CNT00	FG28C0G2A010CNT06
C0G	1.5pF	±0.25pF	100	FG28C0G2A1R5CNT00	FG28C0G2A1R5CNT06
C0G	2.0pF	±0.25pF	100	FG28C0G2A020CNT00	FG28C0G2A020CNT06
C0G	2.2pF	±0.25pF	100	FG28C0G2A2R2CNT00	FG28C0G2A2R2CNT06
C0G	3.0pF	±0.25pF	100	FG28C0G2A030CNT00	FG28C0G2A030CNT06
C0G	3.3pF	±0.25pF	100	FG28C0G2A3R3CNT00	FG28C0G2A3R3CNT06
C0G	4.0pF	±0.25pF	100	FG28C0G2A040CNT00	FG28C0G2A040CNT06
C0G	4.7pF	±0.25pF	100	FG28C0G2A4R7CNT00	FG28C0G2A4R7CNT06
C0G	5.0pF	±0.25pF	100	FG28C0G2A050CNT00	FG28C0G2A050CNT06
C0G	6.0pF	±0.5pF	100	FG28C0G2A060DNT00	FG28C0G2A060DNT06
C0G	6.8pF	±0.5pF	100	FG28C0G2A6R8DNT00	FG28C0G2A6R8DNT06
C0G	7.0pF	±0.5pF	100	FG28C0G2A070DNT00	FG28C0G2A070DNT06
C0G	8.0pF	±0.5pF	100	FG28C0G2A080DNT00	FG28C0G2A080DNT06
C0G	9.0pF	±0.5pF	100	FG28C0G2A090DNT00	FG28C0G2A090DNT06
C0G	10pF	±0.5pF	100	FG28C0G2A100DNT00	FG28C0G2A100DNT06
C0G	12pF	±5%	100	FG28C0G2A120JNT00	FG28C0G2A120JNT06
C0G	15pF	±5%	100	FG28C0G2A150JNT00	FG28C0G2A150JNT06
C0G	18pF	±5%	100	FG28C0G2A180JNT00	FG28C0G2A180JNT06
C0G	22pF	±5%	100	FG28C0G2A220JNT00	FG28C0G2A220JNT06
C0G	27pF	±5%	100	FG28C0G2A270JNT00	FG28C0G2A270JNT06
C0G	33pF	±5%	100	FG28C0G2A330JNT00	FG28C0G2A330JNT06
C0G	39pF	±5%	100	FG28C0G2A390JNT00	FG28C0G2A390JNT06
C0G	47pF	±5%	100	FG28C0G2A470JNT00	FG28C0G2A470JNT06
C0G	56pF	±5%	100	FG28C0G2A560JNT00	FG28C0G2A560JNT06
C0G	68pF	±5%	100	FG28C0G2A680JNT00	FG28C0G2A680JNT06
C0G	82pF	±5%	100	FG28C0G2A820JNT00	FG28C0G2A820JNT06
C0G	100pF	±5%	100	FG28C0G2A101JNT00	FG28C0G2A101JNT06
C0G	120pF	±5%	100	FG28C0G2A121JNT00	FG28C0G2A121JNT06
C0G	150pF	±5%	100	FG28C0G2A151JNT00	FG28C0G2A151JNT06
C0G	180pF	±5%	100	FG28C0G2A181JNT00	FG28C0G2A181JNT06
C0G	220pF	±5%	100	FG28C0G2A221JNT00	FG28C0G2A221JNT06
C0G	270pF	±5%	100	FG28C0G2A271JNT00	FG28C0G2A271JNT06
C0G	330pF	±5%	100	FG28C0G2A331JNT00	FG28C0G2A331JNT06
C0G	390pF	±5%	100	FG28C0G2A391JNT00	FG28C0G2A391JNT06
C0G	470pF	±5%	100	FG28C0G2A471JNT00	FG28C0G2A471JNT06
C0G	560pF	±5%	100	FG28C0G2A561JNT00	FG28C0G2A561JNT06
C0G	680pF	±5%	100	FG28C0G2A681JNT00	FG28C0G2A681JNT06
C0G	820pF	±5%	100	FG28C0G2A821JNT00	FG28C0G2A821JNT06
C0G	1nF	±5%	100	FG28C0G2A102JNT00	FG28C0G2A102JNT06
C0G	1.2nF	±5%	100	FG28C0G2A122JNT00	FG28C0G2A122JNT06
C0G	1.5nF	±5%	100	FG28C0G2A152JNT00	FG28C0G2A152JNT06
C0G	1.8nF	±5%	100	FG28C0G2A182JNT00	FG28C0G2A182JNT06
C0G	2.2nF	±5%	100	FG28C0G2A222JNT00	FG28C0G2A222JNT06
C0G	2.7nF	±5%	100	FG28C0G2A272JNT00	FG28C0G2A272JNT06
C0G	3.3nF	±5%	100	FG28C0G2A332JNT00	FG28C0G2A332JNT06
C0G	3.9nF	±5%	100	FG28C0G2A392JRT00	FG28C0G2A392JRT06
C0G	4.7nF	±5%	100	FG28C0G2A472JRT00	FG28C0G2A472JRT06
C0G	5.6nF	±5%	100	FG28C0G2A562JRT00	FG28C0G2A562JRT06
C0G	6.8nF	±5%	100	FG28C0G2A682JRT00	FG28C0G2A682JRT06
C0G	8.2nF	±5%	100	FG28C0G2A822JRT00	FG28C0G2A822JRT06
C0G	10nF	±5%	100	FG28C0G2A103JRT00	FG28C0G2A103JRT06

■ Gray items: These products are not recommended for new designs.

Click the part numbers for details.

* The part numbers are TDK's standard specification products.

FG28 type

ELECTRICAL CHARACTERISTICS

CHARACTERISTICS SPECIFICATION TABLE

CLASS 1 (TEMPERATURE COMPENSATION)

Temperature characteristics	Capacitance	Tolerance	Rated voltage Edc (V)	Part No.*	
				Separate	Taping
C0G	100pF	±5%	250	FG28C0G2E101JNT00	FG28C0G2E101JNT06
C0G	120pF	±5%	250	FG28C0G2E121JNT00	FG28C0G2E121JNT06
C0G	150pF	±5%	250	FG28C0G2E151JNT00	FG28C0G2E151JNT06
C0G	180pF	±5%	250	FG28C0G2E181JNT00	FG28C0G2E181JNT06
C0G	220pF	±5%	250	FG28C0G2E221JNT00	FG28C0G2E221JNT06
C0G	270pF	±5%	250	FG28C0G2E271JNT00	FG28C0G2E271JNT06
C0G	330pF	±5%	250	FG28C0G2E331JNT00	FG28C0G2E331JNT06
C0G	390pF	±5%	250	FG28C0G2E391JNT00	FG28C0G2E391JNT06
C0G	470pF	±5%	250	FG28C0G2E471JNT00	FG28C0G2E471JNT06
C0G	560pF	±5%	250	FG28C0G2E561JNT00	FG28C0G2E561JNT06
C0G	680pF	±5%	250	FG28C0G2E681JNT00	FG28C0G2E681JNT06
C0G	820pF	±5%	250	FG28C0G2E821JNT00	FG28C0G2E821JNT06
C0G	1nF	±5%	250	FG28C0G2E102JNT00	FG28C0G2E102JNT06
C0G	1.2nF	±5%	250	FG28C0G2E122JNT00	FG28C0G2E122JNT06
C0G	1.5nF	±5%	250	FG28C0G2E152JNT00	FG28C0G2E152JNT06
C0G	1.8nF	±5%	250	FG28C0G2E182JNT00	FG28C0G2E182JNT06
C0G	2.2nF	±5%	250	FG28C0G2E222JNT00	FG28C0G2E222JNT06

■ Gray items: These products are not recommended for new designs.

Click the part numbers for details.

* The part numbers are TDK's standard specification products.

CAPACITORS



FG28 type

ELECTRICAL CHARACTERISTICS

CHARACTERISTICS SPECIFICATION TABLE

CLASS 2 (TEMPERATURE STABLE)

Temperature characteristics	Capacitance	Tolerance	Rated voltage Edc (V)	Part No.*	
				Separate	Taping
X5R	1.5uF	±10%	25	FG28X5R1E155KRT00	FG28X5R1E155KRT06
X5R	2.2uF	±10%	25	FG28X5R1E225KRT00	FG28X5R1E225KRT06
X5R	3.3uF	±10%	25	FG28X5R1E335KRT00	FG28X5R1E335KRT06
X5R	4.7uF	±10%	25	FG28X5R1E475KRT00	FG28X5R1E475KRT06
X5R	6.8uF	±10%	25	FG28X5R1E685KRT00	FG28X5R1E685KRT06
X5R	10uF	±20%	25	FG28X5R1E106MRT00	FG28X5R1E106MRT06
X5R	680nF	±10%	50	FG28X5R1H684KRT00	FG28X5R1H684KRT06
X5R	1uF	±10%	50	FG28X5R1H105KRT00	FG28X5R1H105KRT06
X7R	1.5uF	±10%	10	FG28X7R1A155KRT00	FG28X7R1A155KRT06
X7R	2.2uF	±10%	10	FG28X7R1A225KRT00	FG28X7R1A225KRT06
X7R	150nF	±10%	25	FG28X7R1E154KNT00	FG28X7R1E154KNT06
X7R	680nF	±10%	25	FG28X7R1E684KRT00	FG28X7R1E684KRT06
X7R	1uF	±10%	25	FG28X7R1E105KRT00	FG28X7R1E105KRT06
X7R	1nF	±10%	50	FG28X7R1H102KNT00	FG28X7R1H102KNT06
X7R	1.5nF	±10%	50	FG28X7R1H152KNT00	FG28X7R1H152KNT06
X7R	2.2nF	±10%	50	FG28X7R1H222KNT00	FG28X7R1H222KNT06
X7R	3.3nF	±10%	50	FG28X7R1H332KNT00	FG28X7R1H332KNT06
X7R	4.7nF	±10%	50	FG28X7R1H472KNT00	FG28X7R1H472KNT06
X7R	6.8nF	±10%	50	FG28X7R1H682KNT00	FG28X7R1H682KNT06
X7R	10nF	±10%	50	FG28X7R1H103KNT00	FG28X7R1H103KNT06
X7R	15nF	±10%	50	FG28X7R1H153KNT00	FG28X7R1H153KNT06
X7R	22nF	±10%	50	FG28X7R1H223KNT00	FG28X7R1H223KNT06
X7R	33nF	±10%	50	FG28X7R1H333KNT00	FG28X7R1H333KNT06
X7R	47nF	±10%	50	FG28X7R1H473KNT00	FG28X7R1H473KNT06
X7R	68nF	±10%	50	FG28X7R1H683KNT00	FG28X7R1H683KNT06
X7R	100nF	±10%	50	FG28X7R1H104KNT00	FG28X7R1H104KNT06
X7R	150nF	±10%	50	FG28X7R1H154KRT00	FG28X7R1H154KRT06
X7R	220nF	±10%	50	FG28X7R1H224KRT00	FG28X7R1H224KRT06
X7R	330nF	±10%	50	FG28X7R1H334KRT00	FG28X7R1H334KRT06
X7R	470nF	±10%	50	FG28X7R1H474KRT00	FG28X7R1H474KRT06
X7R	1nF	±10%	100	FG28X7R2A102KNT00	FG28X7R2A102KNT06
X7R	1.5nF	±10%	100	FG28X7R2A152KNT00	FG28X7R2A152KNT06
X7R	2.2nF	±10%	100	FG28X7R2A222KNT00	FG28X7R2A222KNT06
X7R	3.3nF	±10%	100	FG28X7R2A332KNT00	FG28X7R2A332KNT06
X7R	4.7nF	±10%	100	FG28X7R2A472KNT00	FG28X7R2A472KNT06
X7R	6.8nF	±10%	100	FG28X7R2A682KNT00	FG28X7R2A682KNT06
X7R	10nF	±10%	100	FG28X7R2A103KNT00	FG28X7R2A103KNT06
X7R	15nF	±10%	100	FG28X7R2A153KNT00	FG28X7R2A153KNT06
X7R	22nF	±10%	100	FG28X7R2A223KNT00	FG28X7R2A223KNT06
X7S	33nF	±10%	100	FG28X7S2A333KRT00	FG28X7S2A333KRT06
X7S	47nF	±10%	100	FG28X7S2A473KRT00	FG28X7S2A473KRT06
X7S	68nF	±10%	100	FG28X7S2A683KRT00	FG28X7S2A683KRT06
X7S	100nF	±10%	100	FG28X7S2A104KRT00	FG28X7S2A104KRT06

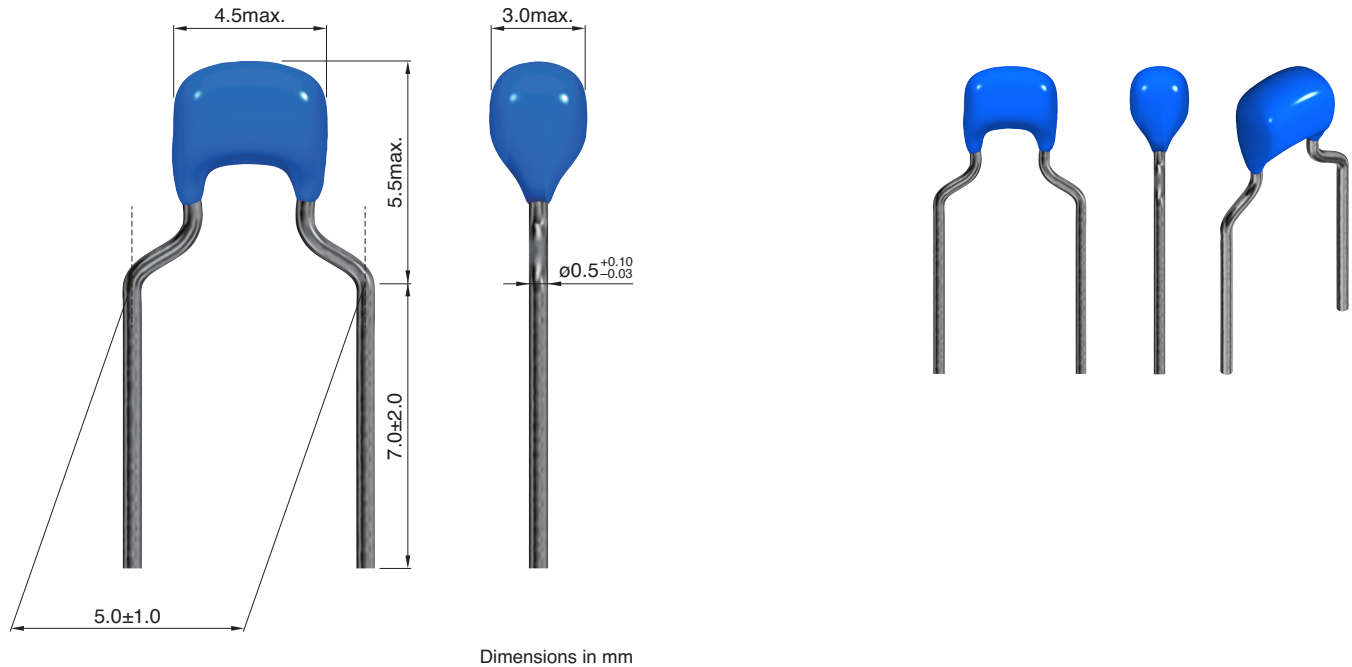
■ Gray items: These products are not recommended for new designs.

Click the part numbers for details.

* The part numbers are TDK's standard specification products.

FG24 type

■ SHAPE & DIMENSIONS



CAPACITORS



FG24 type

ELECTRICAL CHARACTERISTICS

CHARACTERISTICS SPECIFICATION TABLE

CLASS 1 (TEMPERATURE COMPENSATION)

Temperature characteristics	Capacitance	Tolerance	Rated voltage Edc (V)	Part No.*	
				Separate	Taping
C0G	15nF	±5%	50	FG24C0G1H153JNT00	FG24C0G1H153JNT06
C0G	22nF	±5%	50	FG24C0G1H223JNT00	FG24C0G1H223JNT06
C0G	33nF	±5%	50	FG24C0G1H333JNT00	FG24C0G1H333JNT06
C0G	3.9nF	±5%	100	FG24C0G2A392JNT00	FG24C0G2A392JNT06
C0G	4.7nF	±5%	100	FG24C0G2A472JNT00	FG24C0G2A472JNT06
C0G	5.6nF	±5%	100	FG24C0G2A562JNT00	FG24C0G2A562JNT06
C0G	6.8nF	±5%	100	FG24C0G2A682JNT00	FG24C0G2A682JNT06
C0G	8.2nF	±5%	100	FG24C0G2A822JNT00	FG24C0G2A822JNT06
C0G	10nF	±5%	100	FG24C0G2A103JNT00	FG24C0G2A103JNT06
C0G	15nF	±5%	100	FG24C0G2A153JRT00	FG24C0G2A153JRT06
C0G	22nF	±5%	100	FG24C0G2A223JRT00	FG24C0G2A223JRT06
C0G	33nF	±5%	100	FG24C0G2A333JRT00	FG24C0G2A333JRT06
C0G	2.7nF	±5%	250	FG24C0G2E272JNT00	FG24C0G2E272JNT06
C0G	3.3nF	±5%	250	FG24C0G2E332JNT00	FG24C0G2E332JNT06
C0G	3.9nF	±5%	250	FG24C0G2E392JNT00	FG24C0G2E392JNT06
C0G	4.7nF	±5%	250	FG24C0G2E472JNT00	FG24C0G2E472JNT06
C0G	5.6nF	±5%	250	FG24C0G2E562JNT00	FG24C0G2E562JNT06
C0G	6.8nF	±5%	250	FG24C0G2E682JNT00	FG24C0G2E682JNT06
C0G	8.2nF	±5%	250	FG24C0G2E822JNT00	FG24C0G2E822JNT06
C0G	10nF	±5%	250	FG24C0G2E103JNT00	FG24C0G2E103JNT06
C0G	100pF	±5%	450	FG24C0G2W101JNT00	FG24C0G2W101JNT06
C0G	120pF	±5%	450	FG24C0G2W121JNT00	FG24C0G2W121JNT06
C0G	150pF	±5%	450	FG24C0G2W151JNT00	FG24C0G2W151JNT06
C0G	180pF	±5%	450	FG24C0G2W181JNT00	FG24C0G2W181JNT06
C0G	220pF	±5%	450	FG24C0G2W221JNT00	FG24C0G2W221JNT06
C0G	270pF	±5%	450	FG24C0G2W271JNT00	FG24C0G2W271JNT06
C0G	330pF	±5%	450	FG24C0G2W331JNT00	FG24C0G2W331JNT06
C0G	390pF	±5%	450	FG24C0G2W391JNT00	FG24C0G2W391JNT06
C0G	470pF	±5%	450	FG24C0G2W471JNT00	FG24C0G2W471JNT06
C0G	560pF	±5%	450	FG24C0G2W561JNT00	FG24C0G2W561JNT06
C0G	680pF	±5%	450	FG24C0G2W681JNT00	FG24C0G2W681JNT06
C0G	820pF	±5%	450	FG24C0G2W821JNT00	FG24C0G2W821JNT06
C0G	1nF	±5%	450	FG24C0G2W102JNT00	FG24C0G2W102JNT06
C0G	1.2nF	±5%	450	FG24C0G2W122JNT00	FG24C0G2W122JNT06
C0G	1.5nF	±5%	450	FG24C0G2W152JNT00	FG24C0G2W152JNT06
C0G	1.8nF	±5%	450	FG24C0G2W182JNT00	FG24C0G2W182JNT06
C0G	2.2nF	±5%	450	FG24C0G2W222JNT00	FG24C0G2W222JNT06
C0G	2.7nF	±5%	450	FG24C0G2W272JNT00	FG24C0G2W272JNT06
C0G	3.3nF	±5%	450	FG24C0G2W332JNT00	FG24C0G2W332JNT06
C0G	3.9nF	±5%	450	FG24C0G2W392JNT00	FG24C0G2W392JNT06
C0G	4.7nF	±5%	450	FG24C0G2W472JNT00	FG24C0G2W472JNT06
C0G	5.6nF	±5%	450	FG24C0G2W562JNT00	FG24C0G2W562JNT06

■ Gray items: These products are not recommended for new designs.

Click the part numbers for details.

* The part numbers are TDK's standard specification products.

CAPACITORS



FG24 type

ELECTRICAL CHARACTERISTICS

CHARACTERISTICS SPECIFICATION TABLE

CLASS 2 (TEMPERATURE STABLE)

Temperature characteristics	Capacitance	Tolerance	Rated voltage Edc (V)	Part No.*	
				Separate	Taping
X5R	15uF	±20%	25	FG24X5R1E156MRT00	FG24X5R1E156MRT06
X5R	3.3uF	±10%	50	FG24X5R1H335KRT00	FG24X5R1H335KRT06
X5R	4.7uF	±10%	50	FG24X5R1H475KRT00	FG24X5R1H475KRT06
X7R	6.8uF	±10%	10	FG24X7R1A685KRT00	FG24X7R1A685KRT06
X7R	10uF	±10%	10	FG24X7R1A106KRT00	FG24X7R1A106KRT06
X7R	680nF	±10%	16	FG24X7R1C684KNT00	FG24X7R1C684KNT06
X7R	470nF	±10%	25	FG24X7R1E474KNT00	FG24X7R1E474KNT06
X7R	3.3uF	±10%	25	FG24X7R1E335KRT00	FG24X7R1E335KRT06
X7R	4.7uF	±10%	25	FG24X7R1E475KRT00	FG24X7R1E475KRT06
X7R	150nF	±10%	50	FG24X7R1H154KNT00	FG24X7R1H154KNT06
X7R	220nF	±10%	50	FG24X7R1H224KNT00	FG24X7R1H224KNT06
X7R	330nF	±10%	50	FG24X7R1H334KNT00	FG24X7R1H334KNT06
X7R	680nF	±10%	50	FG24X7R1H684KRT00	FG24X7R1H684KRT06
X7R	1uF	±10%	50	FG24X7R1H105KRT00	FG24X7R1H105KRT06
X7R	1.5uF	±10%	50	FG24X7R1H155KRT00	FG24X7R1H155KRT06
X7R	2.2uF	±10%	50	FG24X7R1H225KRT00	FG24X7R1H225KRT06
X7R	33nF	±10%	100	FG24X7R2A333KNT00	FG24X7R2A333KNT06
X7R	47nF	±10%	100	FG24X7R2A473KNT00	FG24X7R2A473KNT06
X7R	68nF	±10%	100	FG24X7R2A683KNT00	FG24X7R2A683KNT06
X7R	100nF	±10%	100	FG24X7R2A104KNT00	FG24X7R2A104KNT06
X7R	1nF	±10%	250	FG24X7R2E102KNT00	FG24X7R2E102KNT06
X7R	1.5nF	±10%	250	FG24X7R2E152KNT00	FG24X7R2E152KNT06
X7R	2.2nF	±10%	250	FG24X7R2E222KNT00	FG24X7R2E222KNT06
X7R	3.3nF	±10%	250	FG24X7R2E332KNT00	FG24X7R2E332KNT06
X7R	4.7nF	±10%	250	FG24X7R2E472KNT00	FG24X7R2E472KNT06
X7R	6.8nF	±10%	250	FG24X7R2E682KNT00	FG24X7R2E682KNT06
X7R	10nF	±10%	250	FG24X7R2E103KNT00	FG24X7R2E103KNT06
X7R	15nF	±10%	250	FG24X7R2E153KNT00	FG24X7R2E153KNT06
X7R	22nF	±10%	250	FG24X7R2E223KNT00	FG24X7R2E223KNT06
X7S	150nF	±10%	100	FG24X7S2A154KRT00	FG24X7S2A154KRT06
X7S	220nF	±10%	100	FG24X7S2A224KRT00	FG24X7S2A224KRT06
X7S	330nF	±10%	100	FG24X7S2A334KRT00	FG24X7S2A334KRT06
X7S	470nF	±10%	100	FG24X7S2A474KRT00	FG24X7S2A474KRT06
X7S	680nF	±10%	100	FG24X7S2A684KRT00	FG24X7S2A684KRT06
X7S	1uF	±10%	100	FG24X7S2A105KRT00	FG24X7S2A105KRT06
X7T	33nF	±10%	250	FG24X7T2E333KNT00	FG24X7T2E333KNT06
X7T	47nF	±10%	250	FG24X7T2E473KNT00	FG24X7T2E473KNT06
X7T	68nF	±10%	250	FG24X7T2E683KNT00	FG24X7T2E683KNT06
X7T	100nF	±10%	250	FG24X7T2E104KNT00	FG24X7T2E104KNT06

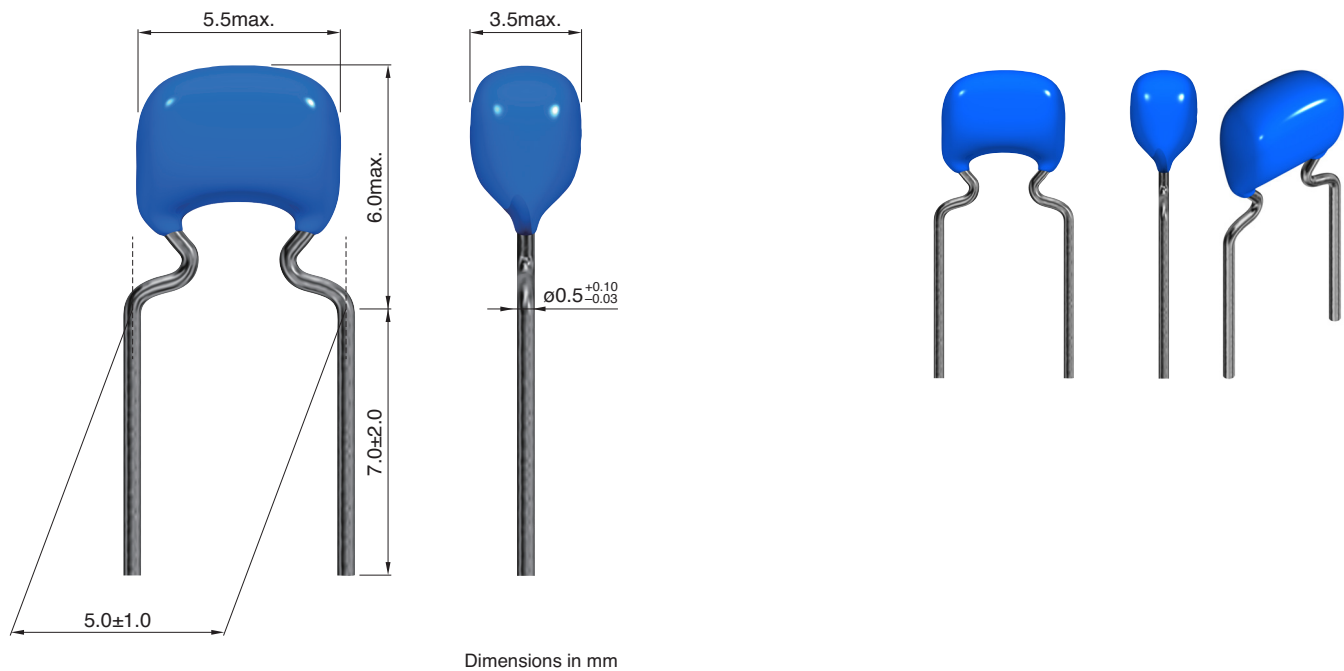
■ Gray items: These products are not recommended for new designs.

Click the part numbers for details.

* The part numbers are TDK's standard specification products.

FG26 type

■ SHAPE & DIMENSIONS



CAPACITORS



FG26 type

ELECTRICAL CHARACTERISTICS

CHARACTERISTICS SPECIFICATION TABLE

CLASS 1 (TEMPERATURE COMPENSATION)

Temperature characteristics	Capacitance	Tolerance	Rated voltage Edc (V)	Part No.*	
				Separate	Taping
C0G	47nF	±5%	50	FG26C0G1H473JNT00	FG26C0G1H473JNT06
C0G	68nF	±5%	50	FG26C0G1H683JNT00	FG26C0G1H683JNT06
C0G	100nF	±5%	50	FG26C0G1H104JNT00	FG26C0G1H104JNT06
C0G	15nF	±5%	100	FG26C0G2A153JNT00	FG26C0G2A153JNT06
C0G	22nF	±5%	100	FG26C0G2A223JNT00	FG26C0G2A223JNT06
C0G	33nF	±5%	100	FG26C0G2A333JNT00	FG26C0G2A333JNT06
C0G	47nF	±5%	100	FG26C0G2A473JRT00	FG26C0G2A473JRT06
C0G	68nF	±5%	100	FG26C0G2A683JRT00	FG26C0G2A683JRT06
C0G	100nF	±5%	100	FG26C0G2A104JRT00	FG26C0G2A104JRT06
C0G	15nF	±5%	250	FG26C0G2E153JNT00	FG26C0G2E153JNT06
C0G	22nF	±5%	250	FG26C0G2E223JNT00	FG26C0G2E223JNT06
C0G	6.8nF	±5%	450	FG26C0G2W682JNT00	FG26C0G2W682JNT06
C0G	8.2nF	±5%	450	FG26C0G2W822JNT00	FG26C0G2W822JNT06
C0G	10nF	±5%	450	FG26C0G2W103JNT00	FG26C0G2W103JNT06
C0G	15nF	±5%	450	FG26C0G2W153JNT00	FG26C0G2W153JNT06
C0G	100pF	±5%	630	FG26C0G2J101JNT00	FG26C0G2J101JNT06
C0G	120pF	±5%	630	FG26C0G2J121JNT00	FG26C0G2J121JNT06
C0G	150pF	±5%	630	FG26C0G2J151JNT00	FG26C0G2J151JNT06
C0G	180pF	±5%	630	FG26C0G2J181JNT00	FG26C0G2J181JNT06
C0G	220pF	±5%	630	FG26C0G2J221JNT00	FG26C0G2J221JNT06
C0G	270pF	±5%	630	FG26C0G2J271JNT00	FG26C0G2J271JNT06
C0G	330pF	±5%	630	FG26C0G2J331JNT00	FG26C0G2J331JNT06
C0G	390pF	±5%	630	FG26C0G2J391JNT00	FG26C0G2J391JNT06
C0G	470pF	±5%	630	FG26C0G2J471JNT00	FG26C0G2J471JNT06
C0G	560pF	±5%	630	FG26C0G2J561JNT00	FG26C0G2J561JNT06
C0G	680pF	±5%	630	FG26C0G2J681JNT00	FG26C0G2J681JNT06
C0G	820pF	±5%	630	FG26C0G2J821JNT00	FG26C0G2J821JNT06
C0G	1nF	±5%	630	FG26C0G2J102JNT00	FG26C0G2J102JNT06
C0G	1.2nF	±5%	630	FG26C0G2J122JNT00	FG26C0G2J122JNT06
C0G	1.5nF	±5%	630	FG26C0G2J152JNT00	FG26C0G2J152JNT06
C0G	1.8nF	±5%	630	FG26C0G2J182JNT00	FG26C0G2J182JNT06
C0G	2.2nF	±5%	630	FG26C0G2J222JNT00	FG26C0G2J222JNT06
C0G	2.7nF	±5%	630	FG26C0G2J272JNT00	FG26C0G2J272JNT06
C0G	3.3nF	±5%	630	FG26C0G2J332JNT00	FG26C0G2J332JNT06
C0G	3.9nF	±5%	630	FG26C0G2J392JNT00	FG26C0G2J392JNT06
C0G	4.7nF	±5%	630	FG26C0G2J472JNT00	FG26C0G2J472JNT06
C0G	5.6nF	±5%	630	FG26C0G2J562JNT00	FG26C0G2J562JNT06
C0G	6.8nF	±5%	630	FG26C0G2J682JNT00	FG26C0G2J682JNT06
C0G	8.2nF	±5%	630	FG26C0G2J822JNT00	FG26C0G2J822JNT06
C0G	10nF	±5%	630	FG26C0G2J103JNT00	FG26C0G2J103JNT06

■ Gray items: These products are not recommended for new designs.

Click the part numbers for details.

* The part numbers are TDK's standard specification products.

CAPACITORS



FG26 type

ELECTRICAL CHARACTERISTICS

CHARACTERISTICS SPECIFICATION TABLE

CLASS 2 (TEMPERATURE STABLE)

Temperature characteristics	Capacitance	Tolerance	Rated voltage Edc (V)	Part No.*	
				Separate	Taping
X5R	33uF	±20%	25	FG26X5R1E336MRT00	FG26X5R1E336MRT06
X5R	6.8uF	±10%	50	FG26X5R1H685KRT00	FG26X5R1H685KRT06
X5R	10uF	±10%	50	FG26X5R1H106KRT00	FG26X5R1H106KRT06
X7R	1uF	±10%	25	FG26X7R1E105KNT00	FG26X7R1E105KNT06
X7R	1.5uF	±10%	25	FG26X7R1E155KNT00	FG26X7R1E155KNT06
X7R	2.2uF	±10%	25	FG26X7R1E225KNT00	FG26X7R1E225KNT06
X7R	6.8uF	±10%	25	FG26X7R1E685KRT00	FG26X7R1E685KRT06
X7R	10uF	±10%	25	FG26X7R1E106KRT00	FG26X7R1E106KRT06
X7R	470nF	±10%	50	FG26X7R1H474KNT00	FG26X7R1H474KNT06
X7R	680nF	±10%	50	FG26X7R1H684KNT00	FG26X7R1H684KNT06
X7R	3.3uF	±10%	50	FG26X7R1H335KRT00	FG26X7R1H335KRT06
X7R	4.7uF	±10%	50	FG26X7R1H475KRT00	FG26X7R1H475KRT06
X7R	150nF	±10%	100	FG26X7R2A154KNT00	FG26X7R2A154KNT06
X7R	220nF	±10%	100	FG26X7R2A224KNT00	FG26X7R2A224KNT06
X7R	330nF	±10%	100	FG26X7R2A334KNT00	FG26X7R2A334KNT06
X7R	470nF	±10%	100	FG26X7R2A474KNT00	FG26X7R2A474KNT06
X7R	680nF	±10%	100	FG26X7R2A684KNT00	FG26X7R2A684KNT06
X7R	1uF	±10%	100	FG26X7R2A105KNT00	FG26X7R2A105KNT06
X7R	33nF	±10%	250	FG26X7R2E333KNT00	FG26X7R2E333KNT06
X7R	47nF	±10%	250	FG26X7R2E473KNT00	FG26X7R2E473KNT06
X7R	68nF	±10%	250	FG26X7R2E683KNT00	FG26X7R2E683KNT06
X7R	100nF	±10%	250	FG26X7R2E104KNT00	FG26X7R2E104KNT06
X7R	1nF	±10%	630	FG26X7R2J102KNT00	FG26X7R2J102KNT06
X7R	1.5nF	±10%	630	FG26X7R2J152KNT00	FG26X7R2J152KNT06
X7R	2.2nF	±10%	630	FG26X7R2J222KNT00	FG26X7R2J222KNT06
X7R	3.3nF	±10%	630	FG26X7R2J332KNT00	FG26X7R2J332KNT06
X7R	4.7nF	±10%	630	FG26X7R2J472KNT00	FG26X7R2J472KNT06
X7R	6.8nF	±10%	630	FG26X7R2J682KNT00	FG26X7R2J682KNT06
X7R	10nF	±10%	630	FG26X7R2J103KNT00	FG26X7R2J103KNT06
X7R	15nF	±10%	630	FG26X7R2J153KNT00	FG26X7R2J153KNT06
X7R	22nF	±10%	630	FG26X7R2J223KNT00	FG26X7R2J223KNT06
X7R	33nF	±10%	630	FG26X7R2J333KNT00	FG26X7R2J333KNT06
X7S	1.5uF	±10%	100	FG26X7S2A155KRT00	FG26X7S2A155KRT06
X7S	2.2uF	±10%	100	FG26X7S2A225KRT00	FG26X7S2A225KRT06
X7S	3.3uF	±10%	100	FG26X7S2A335KRT00	FG26X7S2A335KRT06
X7T	150nF	±10%	250	FG26X7T2E154KNT00	FG26X7T2E154KNT06
X7T	220nF	±10%	250	FG26X7T2E224KNT00	FG26X7T2E224KNT06

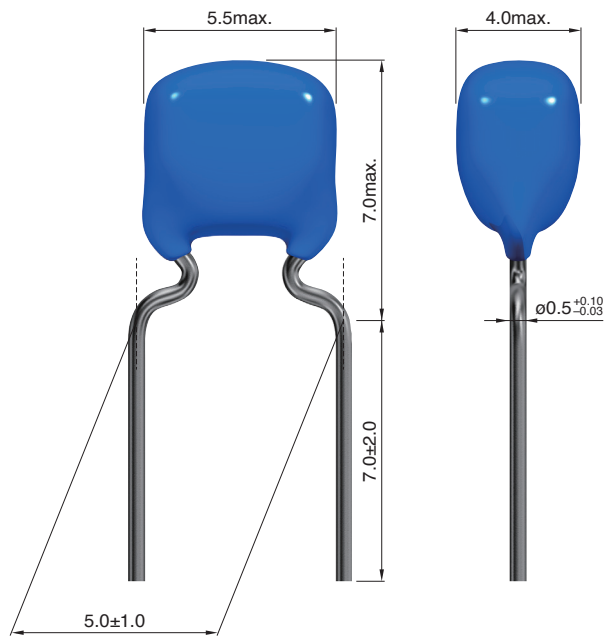
■ Gray items: These products are not recommended for new designs.

Click the part numbers for details.


* The part numbers are TDK's standard specification products.

FG20 type

■ SHAPE & DIMENSIONS



Dimensions in mm



CAPACITORS



FG20 type

ELECTRICAL CHARACTERISTICS

CHARACTERISTICS SPECIFICATION TABLE

CLASS 1 (TEMPERATURE COMPENSATION)

Temperature characteristics	Capacitance	Tolerance	Rated voltage Edc (V)	Part No.*	
				Separate	Taping
C0G	47nF	±5%	100	FG20C0G2A473JNT00	FG20C0G2A473JNT06
C0G	68nF	±5%	100	FG20C0G2A683JNT00	FG20C0G2A683JNT06
C0G	33nF	±5%	250	FG20C0G2E333JNT00	FG20C0G2E333JNT06
C0G	47nF	±5%	250	FG20C0G2E473JNT00	FG20C0G2E473JNT06
C0G	22nF	±5%	450	FG20C0G2W223JNT00	FG20C0G2W223JNT06
C0G	33nF	±5%	450	FG20C0G2W333JNT00	FG20C0G2W333JNT06
C0G	15nF	±5%	630	FG20C0G2J153JNT00	FG20C0G2J153JNT06
C0G	22nF	±5%	630	FG20C0G2J223JNT00	FG20C0G2J223JNT06
C0G	33nF	±5%	630	FG20C0G2J333JNT00	FG20C0G2J333JNT06

Click the part numbers for details.

* The part numbers are TDK's standard specification products.

CLASS 2 (TEMPERATURE STABLE)

Temperature characteristics	Capacitance	Tolerance	Rated voltage Edc (V)	Part No.*	
				Separate	Taping
X7R	15uF	±20%	16	FG20X7R1C156MRT00	FG20X7R1C156MRT06
X7R	22uF	±20%	16	FG20X7R1C226MRT00	FG20X7R1C226MRT06
X7R	3.3uF	±10%	25	FG20X7R1E335KNT00	FG20X7R1E335KNT06
X7R	4.7uF	±10%	25	FG20X7R1E475KNT00	FG20X7R1E475KNT06
X7R	1uF	±10%	50	FG20X7R1H105KNT00	FG20X7R1H105KNT06
X7R	1.5uF	±10%	50	FG20X7R1H155KNT00	FG20X7R1H155KNT06
X7R	10uF	±10%	50	FG20X7R1H106KRT00	FG20X7R1H106KRT06
X7R	1.5uF	±10%	100	FG20X7R2A155KRT00	FG20X7R2A155KRT06
X7R	2.2uF	±10%	100	FG20X7R2A225KRT00	FG20X7R2A225KRT06
X7R	150nF	±10%	250	FG20X7R2E154KNT00	FG20X7R2E154KNT06
X7R	220nF	±10%	250	FG20X7R2E224KNT00	FG20X7R2E224KNT06
X7R	47nF	±10%	630	FG20X7R2J473KNT00	FG20X7R2J473KNT06
X7R	68nF	±10%	630	FG20X7R2J683KNT00	FG20X7R2J683KNT06
X7S	6.8uF	±10%	50	FG20X7S1H685KRT00	FG20X7S1H685KRT06
X7S	10uF	±10%	50	FG20X7S1H106KRT00	FG20X7S1H106KRT06
X7S	4.7uF	±10%	100	FG20X7S2A475KRT00	FG20X7S2A475KRT06
X7T	330nF	±10%	250	FG20X7T2E334KNT00	FG20X7T2E334KNT06

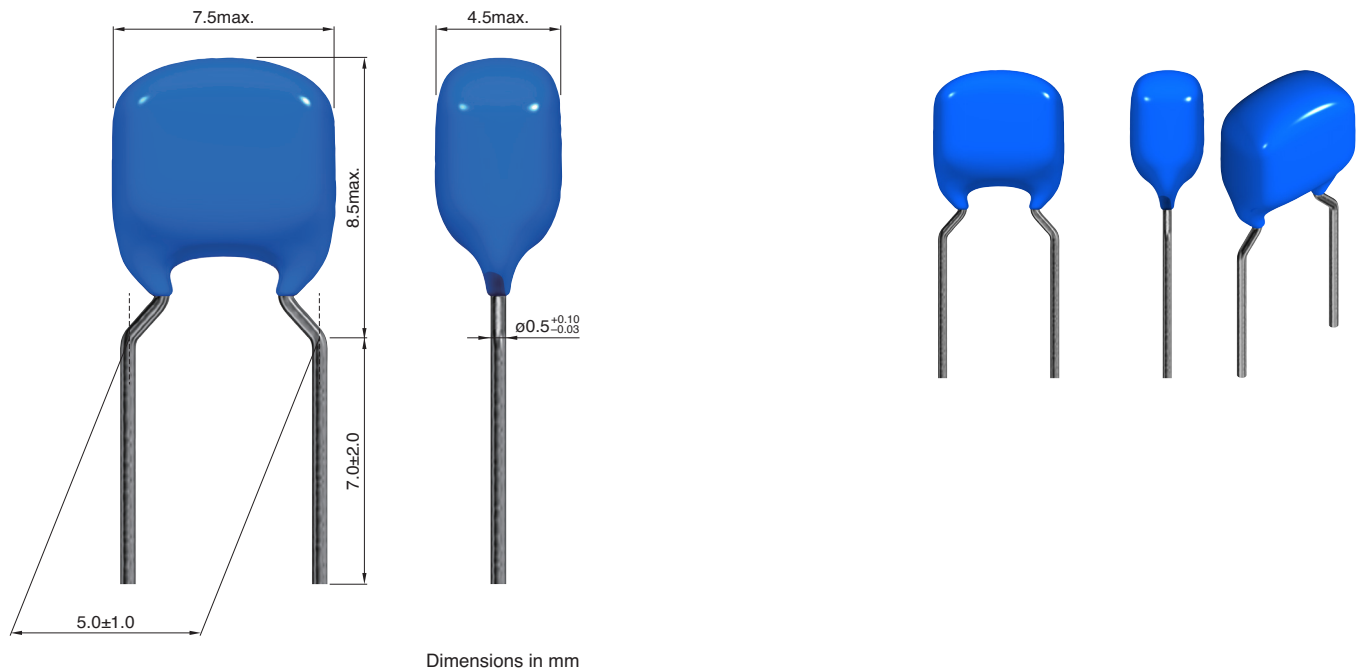
■ Gray items: These products are not recommended for new designs.

Click the part numbers for details.

* The part numbers are TDK's standard specification products.

FG22 type

■ SHAPE & DIMENSIONS



CAPACITORS



FG22 type

ELECTRICAL CHARACTERISTICS

CHARACTERISTICS SPECIFICATION TABLE

CLASS 1 (TEMPERATURE COMPENSATION)

Temperature characteristics	Capacitance	Tolerance	Rated voltage Edc (V)	Part No.*	
				Separate	Taping
C0G	150nF	±5%	50	FG22C0G1H154JNT00	FG22C0G1H154JNT06
C0G	220nF	±5%	50	FG22C0G1H224JNT00	FG22C0G1H224JNT06
C0G	100nF	±5%	100	FG22C0G2A104JNT00	FG22C0G2A104JNT06
C0G	68nF	±5%	250	FG22C0G2E683JRT00	FG22C0G2E683JRT06
C0G	100nF	±5%	250	FG22C0G2E104JRT00	FG22C0G2E104JRT06
C0G	47nF	±5%	450	FG22C0G2W473JNT00	FG22C0G2W473JNT06
C0G	68nF	±5%	450	FG22C0G2W683JNT00	FG22C0G2W683JNT06
C0G	47nF	±5%	630	FG22C0G2J473JNT00	FG22C0G2J473JNT06

Click the part numbers for details.

* The part numbers are TDK's standard specification products.

CLASS 2 (TEMPERATURE STABLE)

Temperature characteristics	Capacitance	Tolerance	Rated voltage Edc (V)	Part No.*	
				Separate	Taping
X5R	47uF	±20%	10	FG22X5R1A476MNT00	FG22X5R1A476MNT06
X5R	33uF	±20%	16	FG22X5R1C336MNT00	FG22X5R1C336MNT06
X7R	33uF	±20%	16	FG22X7R1C336MRT00	FG22X7R1C336MRT06
X7R	10uF	±10%	25	FG22X7R1E106KNT00	FG22X7R1E106KNT06
X7R	15uF	±20%	25	FG22X7R1E156MRT00	FG22X7R1E156MRT06
X7R	22uF	±20%	25	FG22X7R1E226MRT00	FG22X7R1E226MRT06
X7R	2.2uF	±10%	50	FG22X7R1H225KNT00	FG22X7R1H225KNT06
X7R	3.3uF	±10%	50	FG22X7R1H335KNT00	FG22X7R1H335KNT06
X7R	6.8uF	±10%	50	FG22X7R1H685KRT00	FG22X7R1H685KRT06
X7R	1.5uF	±10%	100	FG22X7R2A155KNT00	FG22X7R2A155KNT06
X7R	2.2uF	±10%	100	FG22X7R2A225KNT00	FG22X7R2A225KNT06
X7R	330nF	±10%	250	FG22X7R2E334KNT00	FG22X7R2E334KNT06
X7R	470nF	±10%	250	FG22X7R2E474KNT00	FG22X7R2E474KNT06
X7R	100nF	±10%	630	FG22X7R2J104KNT00	FG22X7R2J104KNT06
X7T	680nF	±10%	250	FG22X7T2E684KNT00	FG22X7T2E684KNT06
X7T	1uF	±10%	250	FG22X7T2E105KNT00	FG22X7T2E105KNT06


■ Gray items: These products are not recommended for new designs.

Click the part numbers for details.

* The part numbers are TDK's standard specification products.

FG23 type

■ SHAPE & DIMENSIONS



Dimensions in mm

FG23 type

ELECTRICAL CHARACTERISTICS

CHARACTERISTICS SPECIFICATION TABLE

CLASS 1 (TEMPERATURE COMPENSATION)

Temperature characteristics	Capacitance	Tolerance	Rated voltage Edc (V)	Part No.*	
				Separate	Taping
C0G	150nF	±5%	100	FG23C0G2A154JNT00	FG23C0G2A154JNT06
C0G	150nF	±5%	250	FG23C0G2E154JRT00	FG23C0G2E154JRT06
C0G	100nF	±5%	450	FG23C0G2W104JNT00	FG23C0G2W104JNT06
C0G	68nF	±5%	630	FG23C0G2J683JRT00	FG23C0G2J683JRT06
C0G	100nF	±5%	630	FG23C0G2J104JRT00	FG23C0G2J104JRT06

Click the part numbers for details.

* The part numbers are TDK's standard specification products.

CLASS 2 (TEMPERATURE STABLE)

Temperature characteristics	Capacitance	Tolerance	Rated voltage Edc (V)	Part No.*	
				Separate	Taping
X7R	47µF	±20%	16	FG23X7R1C476MRT00	FG23X7R1C476MRT06
X7R	22µF	±20%	25	FG23X7R1E226MNT00	FG23X7R1E226MNT06
X7R	10µF	±10%	50	FG23X7R1H106KRT00	FG23X7R1H106KRT06
X7R	3.3µF	±10%	100	FG23X7R2A335KNT00	FG23X7R2A335KNT06
X7R	4.7µF	±10%	100	FG23X7R2A475KNT00	FG23X7R2A475KNT06
X7R	680nF	±10%	250	FG23X7R2E684KNT00	FG23X7R2E684KNT06
X7R	1µF	±10%	250	FG23X7R2E105KNT00	FG23X7R2E105KNT06
X7R	150nF	±10%	630	FG23X7R2J154KNT00	FG23X7R2J154KNT06
X7R	220nF	±10%	630	FG23X7R2J224KNT00	FG23X7R2J224KNT06
X7S	6.8µF	±10%	100	FG23X7S2A685KRT00	FG23X7S2A685KRT06
X7S	10µF	±10%	100	FG23X7S2A106KRT00	FG23X7S2A106KRT06
X7S	15µF	±20%	100	FG23X7S2A156MRT00	FG23X7S2A156MRT06
X7T	1.5µF	±10%	250	FG23X7T2E155KNT00	FG23X7T2E155KNT06
X7T	2.2µF	±10%	250	FG23X7T2E225KNT00	FG23X7T2E225KNT06

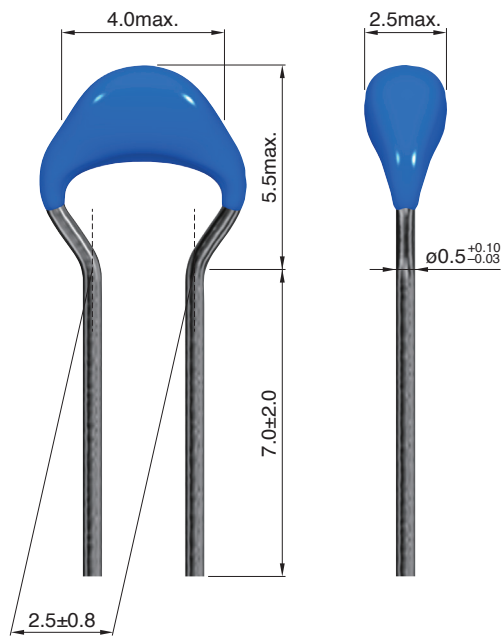
■ Gray items: These products are not recommended for new designs.

Click the part numbers for details.


* The part numbers are TDK's standard specification products.

FG18 type

SHAPE & DIMENSIONS



Dimensions in mm



CAPACITORS



FG18 type

ELECTRICAL CHARACTERISTICS

CHARACTERISTICS SPECIFICATION TABLE

CLASS 1 (TEMPERATURE COMPENSATION)

Temperature characteristics	Capacitance	Tolerance	Rated voltage Edc (V)	Part No.*	
				Separate	Taping
C0G	1.0pF	±0.25pF	50	FG18C0G1H010CNT00	FG18C0G1H010CNT06
C0G	1.5pF	±0.25pF	50	FG18C0G1H1R5CNT00	FG18C0G1H1R5CNT06
C0G	2.0pF	±0.25pF	50	FG18C0G1H020CNT00	FG18C0G1H020CNT06
C0G	2.2pF	±0.25pF	50	FG18C0G1H2R2CNT00	FG18C0G1H2R2CNT06
C0G	3.0pF	±0.25pF	50	FG18C0G1H030CNT00	FG18C0G1H030CNT06
C0G	3.3pF	±0.25pF	50	FG18C0G1H3R3CNT00	FG18C0G1H3R3CNT06
C0G	4.0pF	±0.25pF	50	FG18C0G1H040CNT00	FG18C0G1H040CNT06
C0G	4.7pF	±0.25pF	50	FG18C0G1H4R7CNT00	FG18C0G1H4R7CNT06
C0G	5.0pF	±0.25pF	50	FG18C0G1H050CNT00	FG18C0G1H050CNT06
C0G	6.0pF	±0.5pF	50	FG18C0G1H060DNT00	FG18C0G1H060DNT06
C0G	6.8pF	±0.5pF	50	FG18C0G1H6R8DNT00	FG18C0G1H6R8DNT06
C0G	7.0pF	±0.5pF	50	FG18C0G1H070DNT00	FG18C0G1H070DNT06
C0G	8.0pF	±0.5pF	50	FG18C0G1H080DNT00	FG18C0G1H080DNT06
C0G	9.0pF	±0.5pF	50	FG18C0G1H090DNT00	FG18C0G1H090DNT06
C0G	10pF	±0.5pF	50	FG18C0G1H100DNT00	FG18C0G1H100DNT06
C0G	12pF	±5%	50	FG18C0G1H120JNT00	FG18C0G1H120JNT06
C0G	15pF	±5%	50	FG18C0G1H150JNT00	FG18C0G1H150JNT06
C0G	18pF	±5%	50	FG18C0G1H180JNT00	FG18C0G1H180JNT06
C0G	22pF	±5%	50	FG18C0G1H220JNT00	FG18C0G1H220JNT06
C0G	27pF	±5%	50	FG18C0G1H270JNT00	FG18C0G1H270JNT06
C0G	33pF	±5%	50	FG18C0G1H330JNT00	FG18C0G1H330JNT06
C0G	39pF	±5%	50	FG18C0G1H390JNT00	FG18C0G1H390JNT06
C0G	47pF	±5%	50	FG18C0G1H470JNT00	FG18C0G1H470JNT06
C0G	56pF	±5%	50	FG18C0G1H560JNT00	FG18C0G1H560JNT06
C0G	68pF	±5%	50	FG18C0G1H680JNT00	FG18C0G1H680JNT06
C0G	82pF	±5%	50	FG18C0G1H820JNT00	FG18C0G1H820JNT06
C0G	100pF	±5%	50	FG18C0G1H101JNT00	FG18C0G1H101JNT06
C0G	120pF	±5%	50	FG18C0G1H121JNT00	FG18C0G1H121JNT06
C0G	150pF	±5%	50	FG18C0G1H151JNT00	FG18C0G1H151JNT06
C0G	180pF	±5%	50	FG18C0G1H181JNT00	FG18C0G1H181JNT06
C0G	220pF	±5%	50	FG18C0G1H221JNT00	FG18C0G1H221JNT06
C0G	270pF	±5%	50	FG18C0G1H271JNT00	FG18C0G1H271JNT06
C0G	330pF	±5%	50	FG18C0G1H331JNT00	FG18C0G1H331JNT06
C0G	390pF	±5%	50	FG18C0G1H391JNT00	FG18C0G1H391JNT06
C0G	470pF	±5%	50	FG18C0G1H471JNT00	FG18C0G1H471JNT06
C0G	560pF	±5%	50	FG18C0G1H561JNT00	FG18C0G1H561JNT06
C0G	680pF	±5%	50	FG18C0G1H681JNT00	FG18C0G1H681JNT06
C0G	820pF	±5%	50	FG18C0G1H821JNT00	FG18C0G1H821JNT06
C0G	1nF	±5%	50	FG18C0G1H102JNT00	FG18C0G1H102JNT06
C0G	1.2nF	±5%	50	FG18C0G1H122JNT00	FG18C0G1H122JNT06
C0G	1.5nF	±5%	50	FG18C0G1H152JNT00	FG18C0G1H152JNT06
C0G	1.8nF	±5%	50	FG18C0G1H182JNT00	FG18C0G1H182JNT06
C0G	2.2nF	±5%	50	FG18C0G1H222JNT00	FG18C0G1H222JNT06
C0G	2.7nF	±5%	50	FG18C0G1H272JNT00	FG18C0G1H272JNT06
C0G	3.3nF	±5%	50	FG18C0G1H332JNT00	FG18C0G1H332JNT06
C0G	3.9nF	±5%	50	FG18C0G1H392JNT00	FG18C0G1H392JNT06
C0G	4.7nF	±5%	50	FG18C0G1H472JNT00	FG18C0G1H472JNT06
C0G	5.6nF	±5%	50	FG18C0G1H562JNT00	FG18C0G1H562JNT06
C0G	6.8nF	±5%	50	FG18C0G1H682JNT00	FG18C0G1H682JNT06
C0G	8.2nF	±5%	50	FG18C0G1H822JNT00	FG18C0G1H822JNT06

■ Gray items: These products are not recommended for new designs.

Click the part numbers for details.

* The part numbers are TDK's standard specification products.

CAPACITORS



FG18 type

ELECTRICAL CHARACTERISTICS

CHARACTERISTICS SPECIFICATION TABLE

CLASS 1 (TEMPERATURE COMPENSATION)

Temperature characteristics	Capacitance	Tolerance	Rated voltage Edc (V)	Part No.*	
				Separate	Taping
C0G	10nF	±5%	50	FG18C0G1H103JNT00	FG18C0G1H103JNT06
C0G	1.0pF	±0.25pF	100	FG18C0G2A010CNT00	FG18C0G2A010CNT06
C0G	1.5pF	±0.25pF	100	FG18C0G2A1R5CNT00	FG18C0G2A1R5CNT06
C0G	2.0pF	±0.25pF	100	FG18C0G2A020CNT00	FG18C0G2A020CNT06
C0G	2.2pF	±0.25pF	100	FG18C0G2A2R2CNT00	FG18C0G2A2R2CNT06
C0G	3.0pF	±0.25pF	100	FG18C0G2A030CNT00	FG18C0G2A030CNT06
C0G	3.3pF	±0.25pF	100	FG18C0G2A3R3CNT00	FG18C0G2A3R3CNT06
C0G	4.0pF	±0.25pF	100	FG18C0G2A040CNT00	FG18C0G2A040CNT06
C0G	4.7pF	±0.25pF	100	FG18C0G2A4R7CNT00	FG18C0G2A4R7CNT06
C0G	5.0pF	±0.25pF	100	FG18C0G2A050CNT00	FG18C0G2A050CNT06
C0G	6.0pF	±0.5pF	100	FG18C0G2A060DNT00	FG18C0G2A060DNT06
C0G	6.8pF	±0.5pF	100	FG18C0G2A6R8DNT00	FG18C0G2A6R8DNT06
C0G	7.0pF	±0.5pF	100	FG18C0G2A070DNT00	FG18C0G2A070DNT06
C0G	8.0pF	±0.5pF	100	FG18C0G2A080DNT00	FG18C0G2A080DNT06
C0G	9.0pF	±0.5pF	100	FG18C0G2A090DNT00	FG18C0G2A090DNT06
C0G	10pF	±0.5pF	100	FG18C0G2A100DNT00	FG18C0G2A100DNT06
C0G	12pF	±5%	100	FG18C0G2A120JNT00	FG18C0G2A120JNT06
C0G	15pF	±5%	100	FG18C0G2A150JNT00	FG18C0G2A150JNT06
C0G	18pF	±5%	100	FG18C0G2A180JNT00	FG18C0G2A180JNT06
C0G	22pF	±5%	100	FG18C0G2A220JNT00	FG18C0G2A220JNT06
C0G	27pF	±5%	100	FG18C0G2A270JNT00	FG18C0G2A270JNT06
C0G	33pF	±5%	100	FG18C0G2A330JNT00	FG18C0G2A330JNT06
C0G	39pF	±5%	100	FG18C0G2A390JNT00	FG18C0G2A390JNT06
C0G	47pF	±5%	100	FG18C0G2A470JNT00	FG18C0G2A470JNT06
C0G	56pF	±5%	100	FG18C0G2A560JNT00	FG18C0G2A560JNT06
C0G	68pF	±5%	100	FG18C0G2A680JNT00	FG18C0G2A680JNT06
C0G	82pF	±5%	100	FG18C0G2A820JNT00	FG18C0G2A820JNT06
C0G	100pF	±5%	100	FG18C0G2A101JNT00	FG18C0G2A101JNT06
C0G	120pF	±5%	100	FG18C0G2A121JNT00	FG18C0G2A121JNT06
C0G	150pF	±5%	100	FG18C0G2A151JNT00	FG18C0G2A151JNT06
C0G	180pF	±5%	100	FG18C0G2A181JNT00	FG18C0G2A181JNT06
C0G	220pF	±5%	100	FG18C0G2A221JNT00	FG18C0G2A221JNT06
C0G	270pF	±5%	100	FG18C0G2A271JNT00	FG18C0G2A271JNT06
C0G	330pF	±5%	100	FG18C0G2A331JNT00	FG18C0G2A331JNT06
C0G	390pF	±5%	100	FG18C0G2A391JNT00	FG18C0G2A391JNT06
C0G	470pF	±5%	100	FG18C0G2A471JNT00	FG18C0G2A471JNT06
C0G	560pF	±5%	100	FG18C0G2A561JNT00	FG18C0G2A561JNT06
C0G	680pF	±5%	100	FG18C0G2A681JNT00	FG18C0G2A681JNT06
C0G	820pF	±5%	100	FG18C0G2A821JNT00	FG18C0G2A821JNT06
C0G	1nF	±5%	100	FG18C0G2A102JNT00	FG18C0G2A102JNT06
C0G	1.2nF	±5%	100	FG18C0G2A122JNT00	FG18C0G2A122JNT06
C0G	1.5nF	±5%	100	FG18C0G2A152JNT00	FG18C0G2A152JNT06
C0G	1.8nF	±5%	100	FG18C0G2A182JNT00	FG18C0G2A182JNT06
C0G	2.2nF	±5%	100	FG18C0G2A222JNT00	FG18C0G2A222JNT06
C0G	2.7nF	±5%	100	FG18C0G2A272JNT00	FG18C0G2A272JNT06
C0G	3.3nF	±5%	100	FG18C0G2A332JNT00	FG18C0G2A332JNT06
C0G	3.9nF	±5%	100	FG18C0G2A392JRT00	FG18C0G2A392JRT06
C0G	4.7nF	±5%	100	FG18C0G2A472JRT00	FG18C0G2A472JRT06
C0G	5.6nF	±5%	100	FG18C0G2A562JRT00	FG18C0G2A562JRT06
C0G	6.8nF	±5%	100	FG18C0G2A682JRT00	FG18C0G2A682JRT06
C0G	8.2nF	±5%	100	FG18C0G2A822JRT00	FG18C0G2A822JRT06
C0G	10nF	±5%	100	FG18C0G2A103JRT00	FG18C0G2A103JRT06

■ Gray items: These products are not recommended for new designs.

Click the part numbers for details.

* The part numbers are TDK's standard specification products.

CAPACITORS



FG18 type

ELECTRICAL CHARACTERISTICS

CHARACTERISTICS SPECIFICATION TABLE

CLASS 2 (TEMPERATURE STABLE)

Temperature characteristics	Capacitance	Tolerance	Rated voltage Edc (V)	Part No.*	
				Separate	Taping
X5R	1.5uF	±10%	25	FG18X5R1E155KRT00	FG18X5R1E155KRT06
X5R	2.2uF	±10%	25	FG18X5R1E225KRT00	FG18X5R1E225KRT06
X5R	3.3uF	±10%	25	FG18X5R1E335KRT00	FG18X5R1E335KRT06
X5R	4.7uF	±10%	25	FG18X5R1E475KRT00	FG18X5R1E475KRT06
X5R	6.8uF	±10%	25	FG18X5R1E685KRT00	FG18X5R1E685KRT06
X5R	10uF	±20%	25	FG18X5R1E106MRT00	FG18X5R1E106MRT06
X5R	680nF	±10%	50	FG18X5R1H684KRT00	FG18X5R1H684KRT06
X5R	1uF	±10%	50	FG18X5R1H105KRT00	FG18X5R1H105KRT06
X7R	1.5uF	±10%	10	FG18X7R1A155KRT00	FG18X7R1A155KRT06
X7R	2.2uF	±10%	10	FG18X7R1A225KRT00	FG18X7R1A225KRT06
X7R	150nF	±10%	25	FG18X7R1E154KNT00	FG18X7R1E154KNT06
X7R	680nF	±10%	25	FG18X7R1E684KRT00	FG18X7R1E684KRT06
X7R	1uF	±10%	25	FG18X7R1E105KRT00	FG18X7R1E105KRT06
X7R	1nF	±10%	50	FG18X7R1H102KNT00	FG18X7R1H102KNT06
X7R	1.5nF	±10%	50	FG18X7R1H152KNT00	FG18X7R1H152KNT06
X7R	2.2nF	±10%	50	FG18X7R1H222KNT00	FG18X7R1H222KNT06
X7R	3.3nF	±10%	50	FG18X7R1H332KNT00	FG18X7R1H332KNT06
X7R	4.7nF	±10%	50	FG18X7R1H472KNT00	FG18X7R1H472KNT06
X7R	6.8nF	±10%	50	FG18X7R1H682KNT00	FG18X7R1H682KNT06
X7R	10nF	±10%	50	FG18X7R1H103KNT00	FG18X7R1H103KNT06
X7R	15nF	±10%	50	FG18X7R1H153KNT00	FG18X7R1H153KNT06
X7R	22nF	±10%	50	FG18X7R1H223KNT00	FG18X7R1H223KNT06
X7R	33nF	±10%	50	FG18X7R1H333KNT00	FG18X7R1H333KNT06
X7R	47nF	±10%	50	FG18X7R1H473KNT00	FG18X7R1H473KNT06
X7R	68nF	±10%	50	FG18X7R1H683KNT00	FG18X7R1H683KNT06
X7R	100nF	±10%	50	FG18X7R1H104KNT00	FG18X7R1H104KNT06
X7R	150nF	±10%	50	FG18X7R1H154KRT00	FG18X7R1H154KRT06
X7R	220nF	±10%	50	FG18X7R1H224KRT00	FG18X7R1H224KRT06
X7R	330nF	±10%	50	FG18X7R1H334KRT00	FG18X7R1H334KRT06
X7R	470nF	±10%	50	FG18X7R1H474KRT00	FG18X7R1H474KRT06
X7R	1nF	±10%	100	FG18X7R2A102KNT00	FG18X7R2A102KNT06
X7R	1.5nF	±10%	100	FG18X7R2A152KNT00	FG18X7R2A152KNT06
X7R	2.2nF	±10%	100	FG18X7R2A222KNT00	FG18X7R2A222KNT06
X7R	3.3nF	±10%	100	FG18X7R2A332KNT00	FG18X7R2A332KNT06
X7R	4.7nF	±10%	100	FG18X7R2A472KNT00	FG18X7R2A472KNT06
X7R	6.8nF	±10%	100	FG18X7R2A682KNT00	FG18X7R2A682KNT06
X7R	10nF	±10%	100	FG18X7R2A103KNT00	FG18X7R2A103KNT06
X7R	15nF	±10%	100	FG18X7R2A153KNT00	FG18X7R2A153KNT06
X7R	22nF	±10%	100	FG18X7R2A223KNT00	FG18X7R2A223KNT06
X7S	33nF	±10%	100	FG18X7S2A333KRT00	FG18X7S2A333KRT06
X7S	47nF	±10%	100	FG18X7S2A473KRT00	FG18X7S2A473KRT06
X7S	68nF	±10%	100	FG18X7S2A683KRT00	FG18X7S2A683KRT06
X7S	100nF	±10%	100	FG18X7S2A104KRT00	FG18X7S2A104KRT06

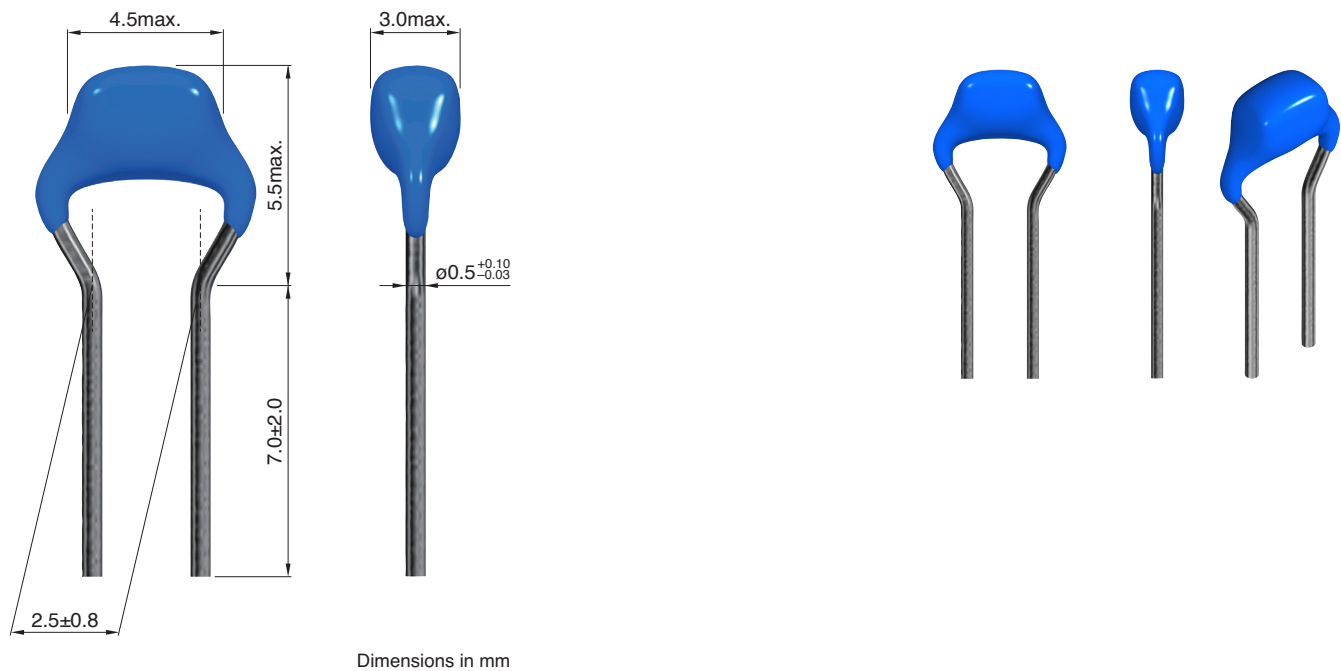
■ Gray items: These products are not recommended for new designs.

Click the part numbers for details.

* The part numbers are TDK's standard specification products.

FG14 type

■ SHAPE & DIMENSIONS



CAPACITORS



FG14 type

ELECTRICAL CHARACTERISTICS

CHARACTERISTICS SPECIFICATION TABLE

CLASS 1 (TEMPERATURE COMPENSATION)

Temperature characteristics	Capacitance	Tolerance	Rated voltage Edc (V)	Part No.*	
				Separate	Taping
C0G	15nF	±5%	50	FG14C0G1H153JNT00	FG14C0G1H153JNT06
C0G	22nF	±5%	50	FG14C0G1H223JNT00	FG14C0G1H223JNT06
C0G	33nF	±5%	50	FG14C0G1H333JNT00	FG14C0G1H333JNT06
C0G	3.9nF	±5%	100	FG14C0G2A392JNT00	FG14C0G2A392JNT06
C0G	4.7nF	±5%	100	FG14C0G2A472JNT00	FG14C0G2A472JNT06
C0G	5.6nF	±5%	100	FG14C0G2A562JNT00	FG14C0G2A562JNT06
C0G	6.8nF	±5%	100	FG14C0G2A682JNT00	FG14C0G2A682JNT06
C0G	8.2nF	±5%	100	FG14C0G2A822JNT00	FG14C0G2A822JNT06
C0G	10nF	±5%	100	FG14C0G2A103JNT00	FG14C0G2A103JNT06
C0G	15nF	±5%	100	FG14C0G2A153JRT00	FG14C0G2A153JRT06
C0G	22nF	±5%	100	FG14C0G2A223JRT00	FG14C0G2A223JRT06
C0G	33nF	±5%	100	FG14C0G2A333JRT00	FG14C0G2A333JRT06

Click the part numbers for details.

* The part numbers are TDK's standard specification products.

CLASS 2 (TEMPERATURE STABLE)

Temperature characteristics	Capacitance	Tolerance	Rated voltage Edc (V)	Part No.*	
				Separate	Taping
X5R	15uF	±20%	25	FG14X5R1E156MRT00	FG14X5R1E156MRT06
X5R	3.3uF	±10%	50	FG14X5R1H335KRT00	FG14X5R1H335KRT06
X5R	4.7uF	±10%	50	FG14X5R1H475KRT00	FG14X5R1H475KRT06
X7R	6.8uF	±10%	10	FG14X7R1A685KRT00	FG14X7R1A685KRT06
X7R	10uF	±10%	10	FG14X7R1A106KRT00	FG14X7R1A106KRT06
X7R	680nF	±10%	16	FG14X7R1C684KNT00	FG14X7R1C684KNT06
X7R	470nF	±10%	25	FG14X7R1E474KNT00	FG14X7R1E474KNT06
X7R	3.3uF	±10%	25	FG14X7R1E335KRT00	FG14X7R1E335KRT06
X7R	4.7uF	±10%	25	FG14X7R1E475KRT00	FG14X7R1E475KRT06
X7R	150nF	±10%	50	FG14X7R1H154KNT00	FG14X7R1H154KNT06
X7R	220nF	±10%	50	FG14X7R1H224KNT00	FG14X7R1H224KNT06
X7R	330nF	±10%	50	FG14X7R1H334KNT00	FG14X7R1H334KNT06
X7R	680nF	±10%	50	FG14X7R1H684KRT00	FG14X7R1H684KRT06
X7R	1uF	±10%	50	FG14X7R1H105KRT00	FG14X7R1H105KRT06
X7R	1.5uF	±10%	50	FG14X7R1H155KRT00	FG14X7R1H155KRT06
X7R	2.2uF	±10%	50	FG14X7R1H225KRT00	FG14X7R1H225KRT06
X7R	33nF	±10%	100	FG14X7R2A333KNT00	FG14X7R2A333KNT06
X7R	47nF	±10%	100	FG14X7R2A473KNT00	FG14X7R2A473KNT06
X7R	68nF	±10%	100	FG14X7R2A683KNT00	FG14X7R2A683KNT06
X7R	100nF	±10%	100	FG14X7R2A104KNT00	FG14X7R2A104KNT06
X7S	150nF	±10%	100	FG14X7S2A154KRT00	FG14X7S2A154KRT06
X7S	220nF	±10%	100	FG14X7S2A224KRT00	FG14X7S2A224KRT06
X7S	330nF	±10%	100	FG14X7S2A334KRT00	FG14X7S2A334KRT06
X7S	470nF	±10%	100	FG14X7S2A474KRT00	FG14X7S2A474KRT06
X7S	680nF	±10%	100	FG14X7S2A684KRT00	FG14X7S2A684KRT06
X7S	1uF	±10%	100	FG14X7S2A105KRT00	FG14X7S2A105KRT06

■ Gray items: These products are not recommended for new designs.

Click the part numbers for details.

* The part numbers are TDK's standard specification products.

FG16 type

■ SHAPE & DIMENSIONS



CAPACITORS



FG16 type

ELECTRICAL CHARACTERISTICS

CHARACTERISTICS SPECIFICATION TABLE

CLASS 1 (TEMPERATURE COMPENSATION)

Temperature characteristics	Capacitance	Tolerance	Rated voltage Edc (V)	Part No.*	
				Separate	Taping
C0G	47nF	±5%	50	FG16C0G1H473JNT00	FG16C0G1H473JNT06
C0G	68nF	±5%	50	FG16C0G1H683JNT00	FG16C0G1H683JNT06
C0G	100nF	±5%	50	FG16C0G1H104JNT00	FG16C0G1H104JNT06
C0G	15nF	±5%	100	FG16C0G2A153JNT00	FG16C0G2A153JNT06
C0G	22nF	±5%	100	FG16C0G2A223JNT00	FG16C0G2A223JNT06
C0G	33nF	±5%	100	FG16C0G2A333JNT00	FG16C0G2A333JNT06
C0G	47nF	±5%	100	FG16C0G2A473JRT00	FG16C0G2A473JRT06
C0G	68nF	±5%	100	FG16C0G2A683JRT00	FG16C0G2A683JRT06
C0G	100nF	±5%	100	FG16C0G2A104JRT00	FG16C0G2A104JRT06

Click the part numbers for details.

* The part numbers are TDK's standard specification products.

CLASS 2 (TEMPERATURE STABLE)

Temperature characteristics	Capacitance	Tolerance	Rated voltage Edc (V)	Part No.*	
				Separate	Taping
X5R	33uF	±20%	25	FG16X5R1E336MRT00	FG16X5R1E336MRT06
X5R	6.8uF	±10%	50	FG16X5R1H685KRT00	FG16X5R1H685KRT06
X5R	10uF	±10%	50	FG16X5R1H106KRT00	FG16X5R1H106KRT06
X7R	1uF	±10%	25	FG16X7R1E105KNT00	FG16X7R1E105KNT06
X7R	1.5uF	±10%	25	FG16X7R1E155KNT00	FG16X7R1E155KNT06
X7R	2.2uF	±10%	25	FG16X7R1E225KNT00	FG16X7R1E225KNT06
X7R	6.8uF	±10%	25	FG16X7R1E685KRT00	FG16X7R1E685KRT06
X7R	10uF	±10%	25	FG16X7R1E106KRT00	FG16X7R1E106KRT06
X7R	470nF	±10%	50	FG16X7R1H474KNT00	FG16X7R1H474KNT06
X7R	680nF	±10%	50	FG16X7R1H684KNT00	FG16X7R1H684KNT06
X7R	3.3uF	±10%	50	FG16X7R1H335KRT00	FG16X7R1H335KRT06
X7R	4.7uF	±10%	50	FG16X7R1H475KRT00	FG16X7R1H475KRT06
X7R	150nF	±10%	100	FG16X7R2A154KNT00	FG16X7R2A154KNT06
X7R	220nF	±10%	100	FG16X7R2A224KNT00	FG16X7R2A224KNT06
X7R	330nF	±10%	100	FG16X7R2A334KNT00	FG16X7R2A334KNT06
X7R	470nF	±10%	100	FG16X7R2A474KNT00	FG16X7R2A474KNT06
X7R	680nF	±10%	100	FG16X7R2A684KNT00	FG16X7R2A684KNT06
X7R	1uF	±10%	100	FG16X7R2A105KNT00	FG16X7R2A105KNT06
X7S	1.5uF	±10%	100	FG16X7S2A155KRT00	FG16X7S2A155KRT06
X7S	2.2uF	±10%	100	FG16X7S2A225KRT00	FG16X7S2A225KRT06
X7S	3.3uF	±10%	100	FG16X7S2A335KRT00	FG16X7S2A335KRT06

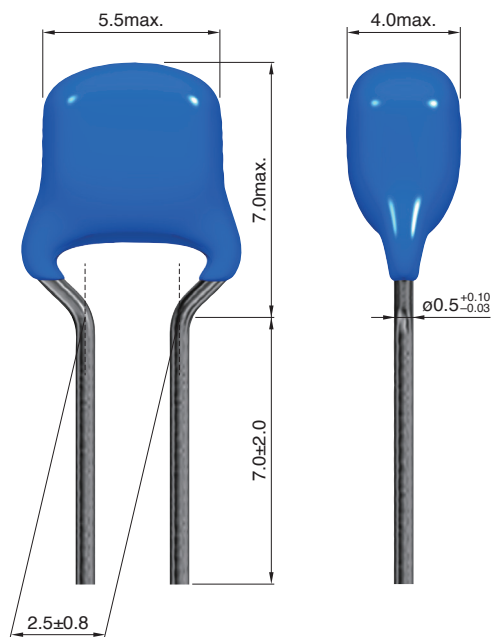
■ Gray items: These products are not recommended for new designs.

Click the part numbers for details.


* The part numbers are TDK's standard specification products.

FG11 type

■ SHAPE & DIMENSIONS



Dimensions in mm



FG11 type

ELECTRICAL CHARACTERISTICS

CHARACTERISTICS SPECIFICATION TABLE

CLASS 1 (TEMPERATURE COMPENSATION)

Temperature characteristics	Capacitance	Tolerance	Rated voltage Edc (V)	Part No.*	
				Separate	Taping
C0G	47nF	±5%	100	FG11C0G2A473JNT00	FG11C0G2A473JNT06
C0G	68nF	±5%	100	FG11C0G2A683JNT00	FG11C0G2A683JNT06

Click the part numbers for details.

* The part numbers are TDK's standard specification products.

CLASS 2 (TEMPERATURE STABLE)

Temperature characteristics	Capacitance	Tolerance	Rated voltage Edc (V)	Part No.*	
				Separate	Taping
X7R	15uF	±20%	16	FG11X7R1C156MRT00	FG11X7R1C156MRT06
X7R	22uF	±20%	16	FG11X7R1C226MRT00	FG11X7R1C226MRT06
X7R	3.3uF	±10%	25	FG11X7R1E335KNT00	FG11X7R1E335KNT06
X7R	4.7uF	±10%	25	FG11X7R1E475KNT00	FG11X7R1E475KNT06
X7R	1uF	±10%	50	FG11X7R1H105KNT00	FG11X7R1H105KNT06
X7R	1.5uF	±10%	50	FG11X7R1H155KNT00	FG11X7R1H155KNT06
X7R	10uF	±10%	50	FG11X7R1H106KRT00	FG11X7R1H106KRT06
X7R	1.5uF	±10%	100	FG11X7R2A155KRT00	FG11X7R2A155KRT06
X7R	2.2uF	±10%	100	FG11X7R2A225KRT00	FG11X7R2A225KRT06
X7S	6.8uF	±10%	50	FG11X7S1H685KRT00	FG11X7S1H685KRT06
X7S	10uF	±10%	50	FG11X7S1H106KRT00	FG11X7S1H106KRT06
X7S	4.7uF	±10%	100	FG11X7S2A475KRT00	FG11X7S2A475KRT06

■ Gray items: These products are not recommended for new designs.

Click the part numbers for details.

* The part numbers are TDK's standard specification products.

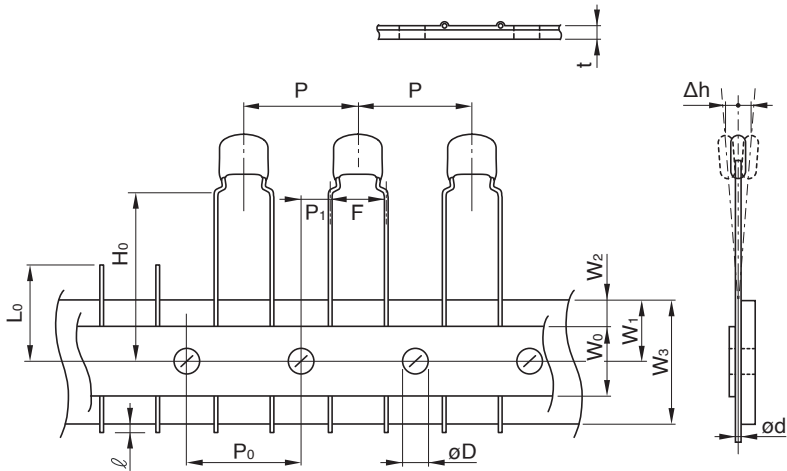
CAPACITORS **TDK**

PACKAGING STYLE

TAPING DIMENSIONS

Lead pitch 5.0 mm

(FG28, FG24, FG26, FG20, FG22, FG23 type)

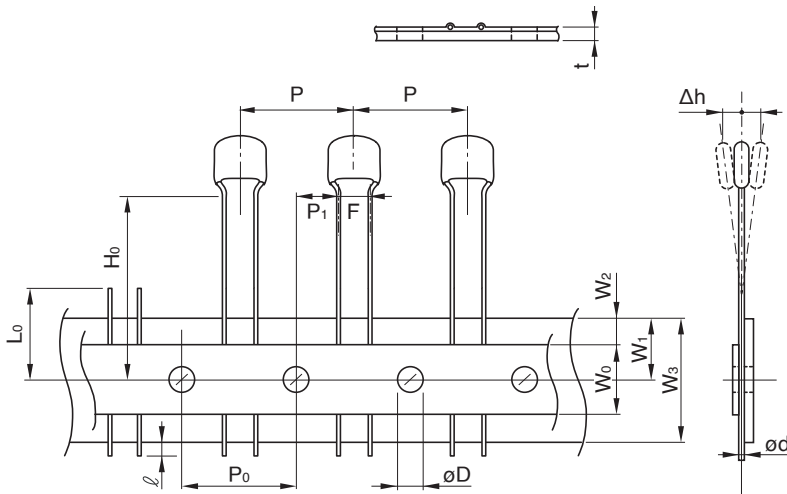


Symbol	Dimensions(mm)
P	(12.7)
P ₀	(12.7)
P ₁	(3.85)
W ₀	12.0±1.0
W ₁	9.0±0.5
W ₂ ^{*1}	3.0max.
W ₃	18.0+1.0, -0.5
H ₀	16.0±0.8
l	1.0max.
t	0.6±0.2
L ₀ ^{*2}	11.0max.
F ^{*3}	5.0+0.8, -0.2
ød	ø0.5+0.1, -0.03
øD	(ø4.0)
Δh	(±2)

The values in parentheses "()" are reference values.
 *1 Adhesive tape shall not stick out from carrier tape.
 *2 The number of consecutive gaps in the product shall be three or less.
 *3 The measurement position should be 1.5 to 2.0 mm below the kink.

Lead pitch 2.5 mm

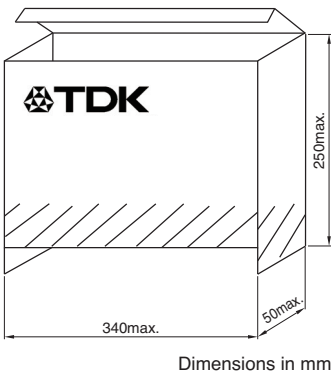
(FG18, FG14, FG16, FG11 type)



Symbol	Dimensions(mm)
P	(12.7)
P ₀	(12.7)
P ₁	(5.1)
W ₀	12.0±1.0
W ₁	9.0±0.5
W ₂ ^{*1}	3.0max.
W ₃	18.0+1.0, -0.5
H ₀	16.0±0.8
l	1.0max.
t	0.6±0.2
L ₀ ^{*2}	11.0max.
F ^{*3}	2.5+0.5, -0.2
ød	ø0.5+0.1, -0.03
øD	(ø4.0)
Δh	(±2)

The values in parentheses "()" are reference values.
 *1 Adhesive tape shall not stick out from carrier tape.
 *2 The number of consecutive gaps in the product shall be three or less.
 *3 The measurement position should be 1.5 to 2.0 mm below the kink.

AMMO PACK INNER BOX SIZE



⚠ Please be sure to request delivery specifications that provide further details on the features and specifications of the products for proper and safe use. Please note that the contents may change without any prior notice due to reasons such as upgrading.

OUR CERTIFICATE

DiGi provide top-quality products and perfect service for customer worldwide through standardization, technological innovation and continuous improvement. DiGi through third-party certification, we stricly control the quality of products and services. Welcome your RFQ to

Email: Info@DiGi-Electronics.com



Tel: +00 852-30501935

RFQ Email: Info@DiGi-Electronics.com

DiGi is a global authorized distributor of electronic components.