

# MMZ2012R150AT000 Datasheet

[www.digi-electronics.com](http://www.digi-electronics.com)



<https://www.DiGi-Electronics.com>

DiGi Electronics Part Number	MMZ2012R150AT000-DG
Manufacturer	<a href="#">TDK Corporation</a>
Manufacturer Product Number	MMZ2012R150AT000
Description	FERRITE BEAD 15 OHM 0805 1LN
Detailed Description	15 Ohms 1 Signal Line Ferrite Bead 0805 (2012 Metric) 1.5A 50mOhm

This model MMZ2012R150AT000 is available at DiGi Electronics.

DiGi Electronics offers a global database of semiconductor and electronic component datasheets.

We welcome your inquiries regarding pricing, lead time, or other product-related questions.

 [Request a Quote](#)

 [Datasheet Search](#)



Tel: +00 852-30501935

RFQ Email: [Info@DiGi-Electronics.com](mailto:Info@DiGi-Electronics.com)

DiGi is a global authorized distributor of electronic components.

## Purchase and inquiry

Manufacturer Product Number:

MMZ2012R150AT000

Series:

MMZ

Filter Type:

Signal Line

Impedance @ Frequency:

15 Ohms @ 100 MHz

DC Resistance (DCR) (Max):

50mOhm

Operating Temperature:

-55°C ~ 125°C

Mounting Type:

Surface Mount

Size / Dimension:

0.079" L x 0.049" W (2.00mm x 1.25mm)

Manufacturer:

TDK Corporation

Product Status:

Last Time Buy

Number of Lines:

1

Current Rating (Max):

1.5A

Ratings:

-

Package / Case:

0805 (2012 Metric)

Height (Max):

0.041" (1.05mm)

## Environmental & Export classification

RoHS Status:

ROHS3 Compliant

REACH Status:

REACH Unaffected

HTSUS:

8548.00.0000

Moisture Sensitivity Level (MSL):

1 (Unlimited)

ECCN:

EAR99

Chip beads  
For general signal line  
MMZ series



# MMZ2012 type



## FEATURES

- Noise reduction solution for general signal line.
- Various frequency characteristics with 4 materials of different features for countermeasures against everything from general signals to high-speed signals.
- Operating temperature range: -55 to +125°C

## APPLICATION

- Noise removal for mobile devices such as smartphones and tablet terminals, and various modules.
- Noise removal for PCs and recorders, household appliances such as STBs, smart grids, and industrial equipment.

## PART NUMBER CONSTRUCTION

MMZ	2012	R	150	A	T	000
Series name	LxWxT dimensions 2.0x1.25x0.85 mm	Material name	Impedance (Ω) at 100MHz	Characteristic type	Packaging style	Internal code


## CHARACTERISTICS SPECIFICATION TABLE

Impedance [100MHz] (Ω)	Tolerance	DC resistance (Ω)max.	Rated current (mA)max.	Part No.
15	±25%	0.05	1500	<a href="#">MMZ2012R150AT000</a>
30	±25%	0.05	1500	<a href="#">MMZ2012R300AT000</a>
60	±25%	0.10	1000	<a href="#">MMZ2012R600AT000</a>
120	±25%	0.12	800	<a href="#">MMZ2012R121AT000</a>
300	±25%	0.15	600	<a href="#">MMZ2012R301AT000</a>
600	±25%	0.20	500	<a href="#">MMZ2012R601AT000</a>
1000	±25%	0.30	500	<a href="#">MMZ2012R102AT000</a>
40	±25%	0.10	1000	<a href="#">MMZ2012S400AT000</a>
80	±25%	0.10	800	<a href="#">MMZ2012S800AT000</a>
120	±25%	0.15	800	<a href="#">MMZ2012S121AT000</a>
150	±25%	0.15	700	<a href="#">MMZ2012S151AT000</a>
180	±25%	0.15	600	<a href="#">MMZ2012S181AT000</a>
300	±25%	0.20	600	<a href="#">MMZ2012S301AT000</a>
600	±25%	0.30	500	<a href="#">MMZ2012S601AT000</a>
1000	±25%	0.35	500	<a href="#">MMZ2012S102AT000</a>

### Measurement equipment

Measurement item	Product No.	Manufacturer
Impedance	E4991A+16192A	Keysight Technologies
DC resistance	Type-7556	Yokogawa

\* Equivalent measurement equipment may be used.



# MMZ2012 type

## CHARACTERISTICS SPECIFICATION TABLE

Impedance [100MHz] ( $\Omega$ )		DC resistance ( $\Omega$ )max.	Rated current (mA)max.	Part No.
	Tolerance			
15	$\pm 25\%$	0.05	1500	<a href="#">MMZ2012Y150BT000</a>
30	$\pm 25\%$	0.05	1500	<a href="#">MMZ2012Y300BT000</a>
60	$\pm 25\%$	0.10	1000	<a href="#">MMZ2012Y600BT000</a>
120	$\pm 25\%$	0.12	800	<a href="#">MMZ2012Y121BT000</a>
300	$\pm 25\%$	0.15	600	<a href="#">MMZ2012Y301BT000</a>
600	$\pm 25\%$	0.20	500	<a href="#">MMZ2012Y601BT000</a>
1000	$\pm 25\%$	0.30	500	<a href="#">MMZ2012Y102BT000</a>
1500	$\pm 25\%$	0.40	500	<a href="#">MMZ2012Y152BT000</a>
2000	$\pm 25\%$	0.50	400	<a href="#">MMZ2012Y202BT000</a>
80	$\pm 25\%$	0.30	500	<a href="#">MMZ2012D800BT000</a>
120	$\pm 25\%$	0.30	500	<a href="#">MMZ2012D121BT000</a>
300	$\pm 25\%$	0.50	400	<a href="#">MMZ2012D301BT000</a>

### Measurement equipment

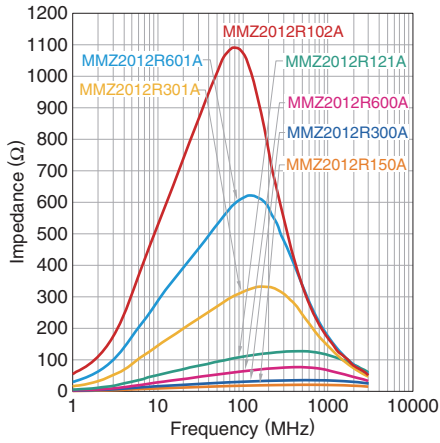
Measurement item	Product No.	Manufacturer
Impedance	E4991A+16192A	Keysight Technologies
DC resistance	Type-7556	Yokogawa

\* Equivalent measurement equipment may be used.

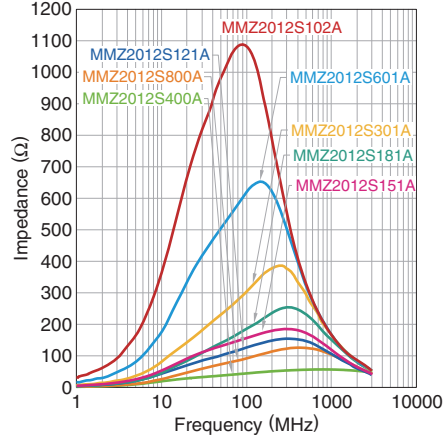
# MMZ2012 type

## Z VS. FREQUENCY CHARACTERISTICS (BY SERIES)

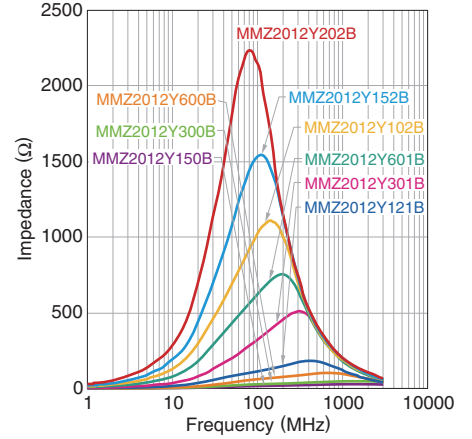
### MMZ2012R series



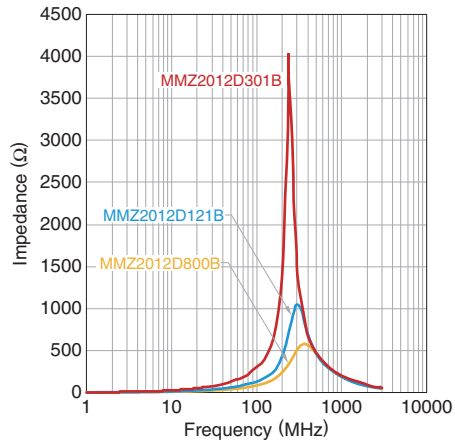
### MMZ2012S series



### MMZ2012Y series



### MMZ2012D series



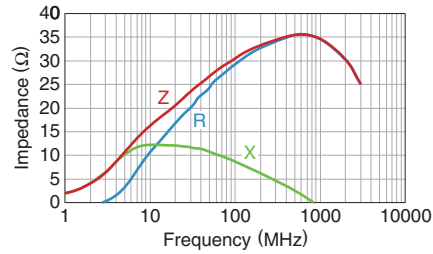
# MMZ2012 type

## Z, X, R VS. FREQUENCY CHARACTERISTICS

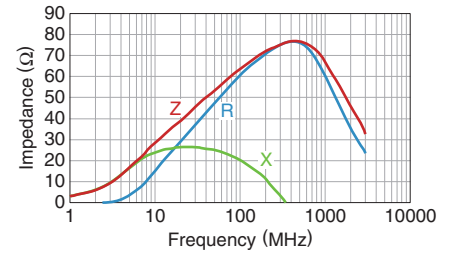
MMZ2012R150AT000



MMZ2012R300AT000



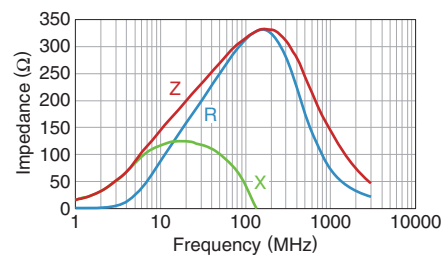
MMZ2012R600AT000



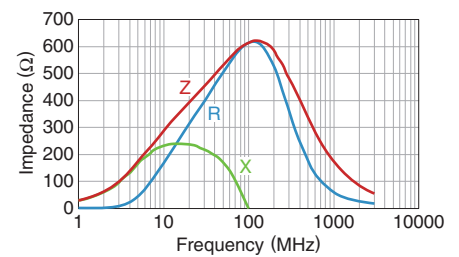
MMZ2012R121AT000



MMZ2012R301AT000



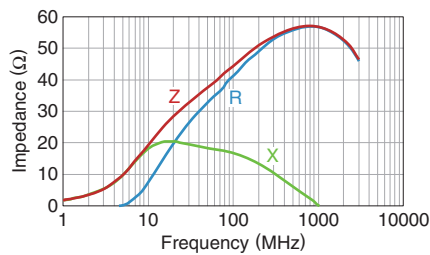
MMZ2012R601AT000



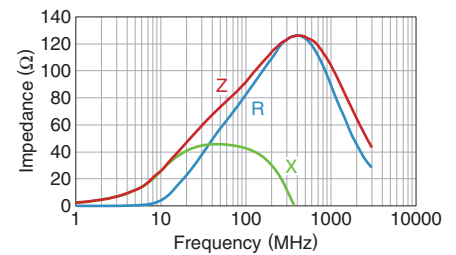
MMZ2012R102AT000



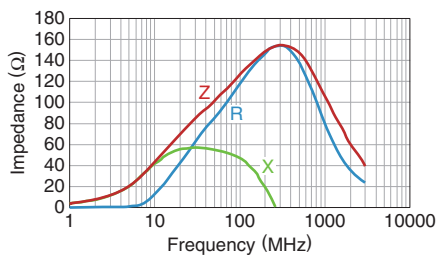
MMZ2012S400AT000



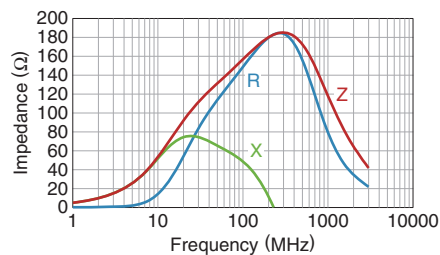
MMZ2012S800AT000



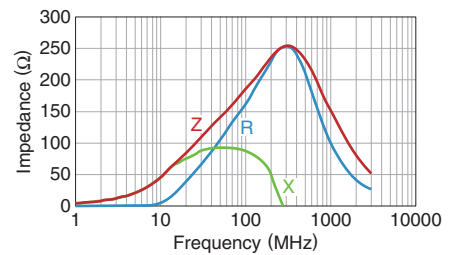
MMZ2012S121AT000



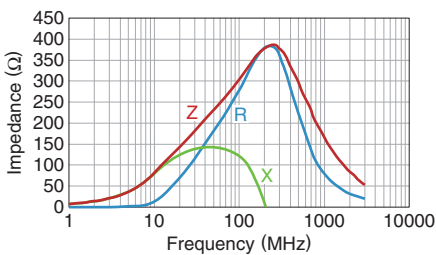
MMZ2012S151AT000



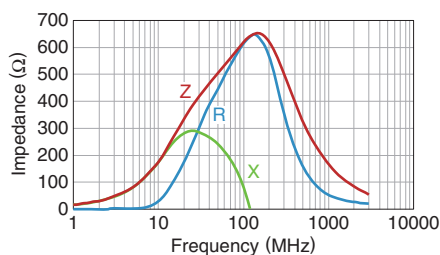
MMZ2012S181AT000



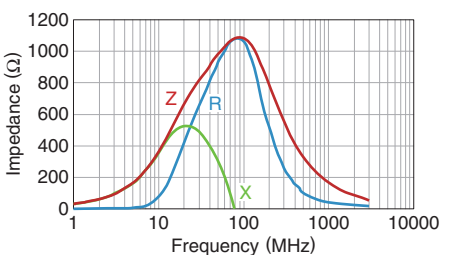
MMZ2012S301AT000



MMZ2012S601AT000



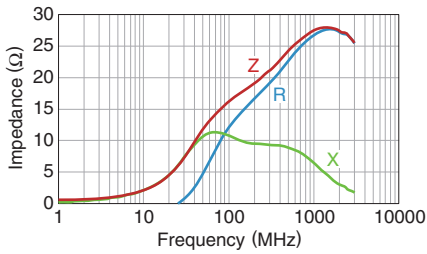
MMZ2012S102AT000



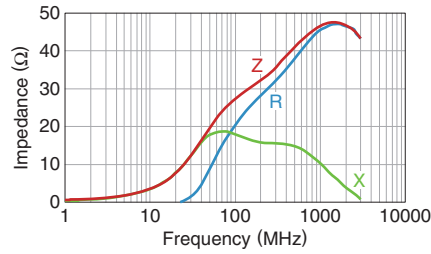
# MMZ2012 type

## Z, X, R VS. FREQUENCY CHARACTERISTICS

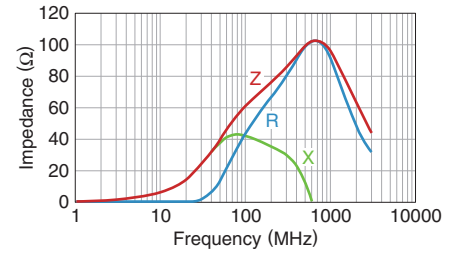
MMZ2012Y150B



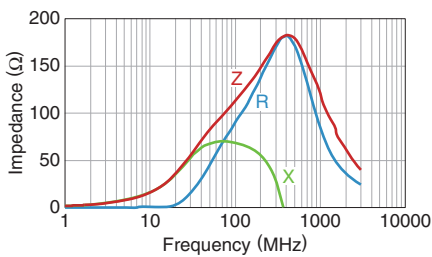
T000MMZ2012Y300BT000



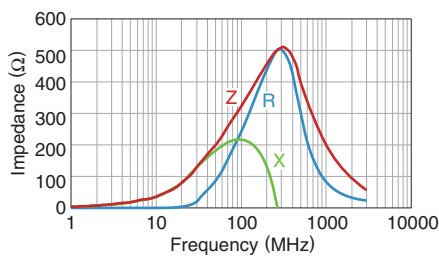
MMZ2012Y600BT000



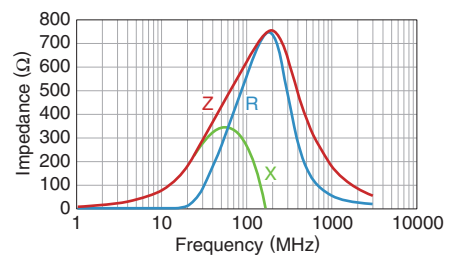
MMZ2012Y121BT000



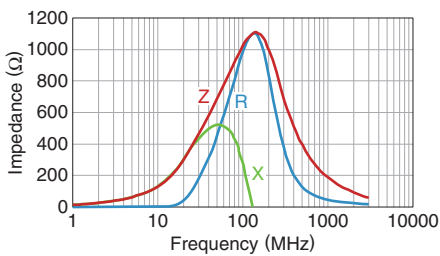
MMZ2012Y301BT000



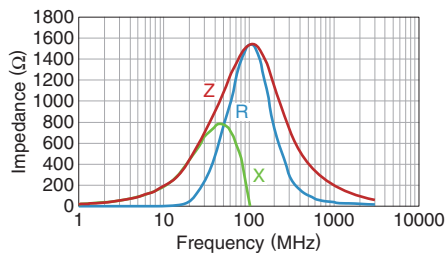
MMZ2012Y601BT000



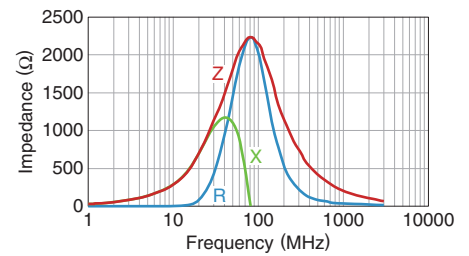
MMZ2012Y102BT000



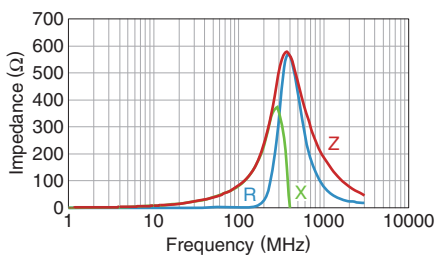
MMZ2012Y152BT000



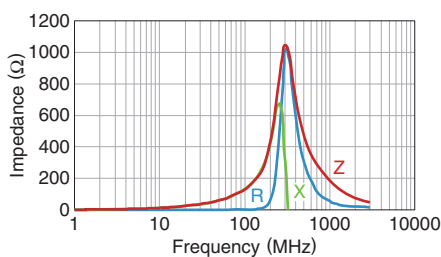
MMZ2012Y202BT000



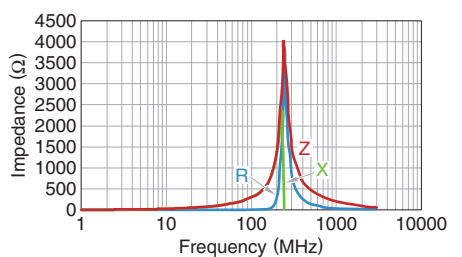
MMZ2012D800BT000



MMZ2012D121BT000

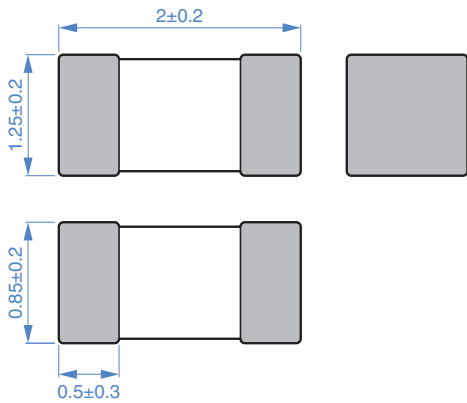


MMZ2012D301BT000



# MMZ2012 type

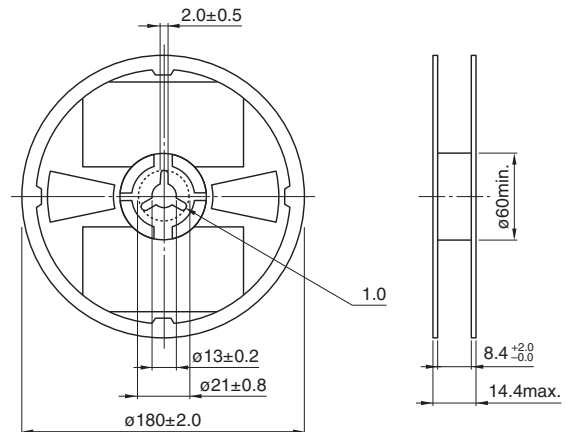
## SHAPE & DIMENSIONS



Dimensions in mm

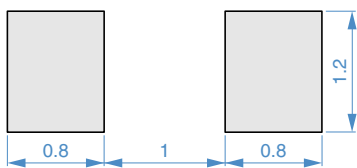
## PACKAGING STYLE

### REEL DIMENSIONS



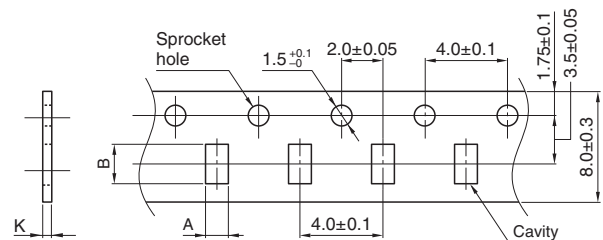
Dimensions in mm

## RECOMMENDED LAND PATTERN



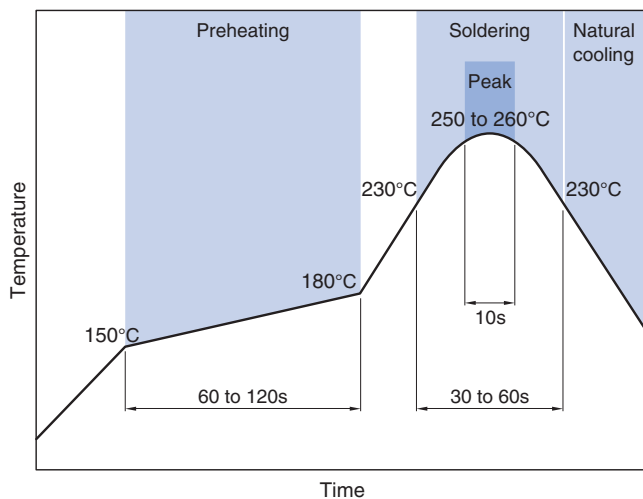
Dimensions in mm

### TAPE DIMENSIONS

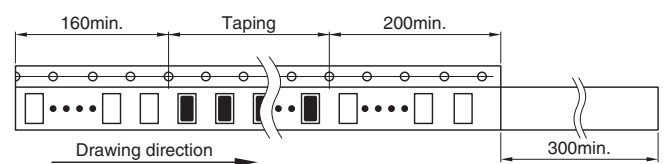


Dimensions in mm

## RECOMMENDED REFLOW PROFILE



Type	A	B	K
MMZ2012	1.5±0.2	2.3±0.2	1.1max.



Dimensions in mm

### PACKAGE QUANTITY

Package quantity	4,000 pcs/reel
------------------	----------------

### TEMPERATURE RANGE, INDIVIDUAL WEIGHT

Operating temperature range	Storage temperature range*	Individual weight
-55 to +125°C	-55 to +125°C	8 mg

\* The storage temperature range is for after the assembly.

## REMINDERS FOR USING THESE PRODUCTS

Before using these products, be sure to request the delivery specifications.

### SAFETY REMINDERS

Please pay sufficient attention to the warnings for safe designing when using this products.

#### REMINDERS

- The storage period is within 12 months. Be sure to follow the storage conditions (temperature: 5 to 40°C, humidity: 10 to 75% RH or less).  
If the storage period elapses, the soldering of the terminal electrodes may deteriorate.
- Do not use or store in locations where there are conditions such as gas corrosion (salt, acid, alkali, etc.).
- Before soldering, be sure to preheat components.  
The preheating temperature should be set so that the temperature difference between the solder temperature and chip temperature does not exceed 150°C.
- Soldering corrections after mounting should be within the range of the conditions determined in the specifications.  
If overheated, a short circuit, performance deterioration, or lifespan shortening may occur.
- When embedding a printed circuit board where a chip is mounted to a set, be sure that residual stress is not given to the chip due to the overall distortion of the printed circuit board and partial distortion such as at screw tightening portions.
- Self heating (temperature increase) occurs when the power is turned ON, so the tolerance should be sufficient for the set thermal design.
- Carefully lay out the coil for the circuit board design of the non-magnetic shield type.  
A malfunction may occur due to magnetic interference.
- Use a wrist band to discharge static electricity in your body through the grounding wire.
- Do not expose the products to magnets or magnetic fields.
- Do not use for a purpose outside of the contents regulated in the delivery specifications.
- The products listed on this catalog are intended for use in general electronic equipment (AV equipment, telecommunications equipment, home appliances, amusement equipment, computer equipment, personal equipment, office equipment, measurement equipment, industrial robots) under a normal operation and use condition.  
The products are not designed or warranted to meet the requirements of the applications listed below, whose performance and/or quality require a more stringent level of safety or reliability, or whose failure, malfunction or trouble could cause serious damage to society, person or property.  
If you intend to use the products in the applications listed below or if you have special requirements exceeding the range or conditions set forth in the each catalog, please contact us.

- (1) Aerospace/aviation equipment
- (2) Transportation equipment (cars, electric trains, ships, etc.)
- (3) Medical equipment
- (4) Power-generation control equipment
- (5) Atomic energy-related equipment
- (6) Seabed equipment
- (7) Transportation control equipment

- (8) Public information-processing equipment
- (9) Military equipment
- (10) Electric heating apparatus, burning equipment
- (11) Disaster prevention/crime prevention equipment
- (12) Safety equipment
- (13) Other applications that are not considered general-purpose applications

When designing your equipment even for general-purpose applications, you are kindly requested to take into consideration securing protection circuit/device or providing backup circuits in your equipment.

## OUR CERTIFICATE

DiGi provide top-quality products and perfect service for customer worldwide through standardization, technological innovation and continuous improvement. DiGi through third-party certification, we stricly control the quality of products and services. Welcome your RFQ to

Email: [Info@DiGi-Electronics.com](mailto:Info@DiGi-Electronics.com)



Tel: +00 852-30501935

RFQ Email: [Info@DiGi-Electronics.com](mailto:Info@DiGi-Electronics.com)

DiGi is a global authorized distributor of electronic components.