


# KMS40-5 Datasheet

[www.digi-electronics.com](http://www.digi-electronics.com)



<https://www.DiGi-Electronics.com>

DiGi Electronics Part Number	KMS40-5-DG
Manufacturer	<a href="#">TDK-Lambda Americas Inc</a>
Manufacturer Product Number	KMS40-5
Description	AC/DC CONVERTER 5V 40W
Detailed Description	Enclosed AC DC Converters 1 Output 5V 8A 90 ~ 264 VAC, 100 ~ 375 VDC Input

This model KMS40-5 is available at DiGi Electronics.

DiGi Electronics offers a global database of semiconductor and electronic component datasheets.

We welcome your inquiries regarding pricing, lead time, or other product-related questions.

 [Request a Quote](#)

 [Datasheet Search](#)



Tel: +00 852-30501935

RFQ Email: [Info@DiGi-Electronics.com](mailto:Info@DiGi-Electronics.com)

DiGi is a global authorized distributor of electronic components.

## Purchase and inquiry

**Manufacturer Product Number:**

KMS40-5

**Series:**

KM (40W)

**Type:**

Enclosed

**Voltage - Input:**

90 ~ 264 VAC, 100 ~ 375 VDC

**Voltage - Output 2:**

-

**Voltage - Output 4:**

-

**Power (Watts):**

40 W

**Features:**

Universal Input

**Efficiency:**

79%

**Package / Case:**

7-DIP Module, 5 Leads

**Approval Agency:**

CE, EN, IEC, UL

**Line Regulation:**

0.5%

**Weight:**

0.618 lb (280.32 g)

**Manufacturer:**

TDK-Lambda Americas Inc

**Product Status:**

Not For New Designs

**Number of Outputs:**

1

**Voltage - Output 1:**

5V

**Voltage - Output 3:**

-

**Current - Output (Max):**

8A

**Applications:**

Medical

**Operating Temperature:**

-25°C ~ 70°C (With Derating)

**Mounting Type:**

Through Hole

**Size / Dimension:**

3.50" L x 2.50" W x 1.06" H (89.0mm x 63.5mm x 27.0mm)

**Standard Number:**

60601-1; 60950-1; 62368-1

**Load Regulation:**

1%

**Base Product Number:**

KMS40

## Environmental & Export classification

**RoHS Status:**

RoHS Compliant

**REACH Status:**

REACH Unaffected

**HTSUS:**

8504.40.9510

**Moisture Sensitivity Level (MSL):**

Not Applicable

**ECCN:**

EAR99



- Small Size & Lightweight
- PCB Board Mountable
- Wide Range Input
- Medical Safety Certifications (4kVAC Input - Output)
- Class II (No ground needed)

## Key Market Segments & Applications

Portable Medical Equipment  
General Low Power Applications

## KM Series

15 to 40W Medical AC-DC  
PCB - Mount Power Supplies

*Not Recommended for New Designs*

### KM Features and Benefits

#### Features

- Small Size
- Wide Input Range
- High efficiency

#### Benefits

- Minimises PCB Space
- Global use with no manual intervention
- Lower Heat Dissipated in System

### Specifications

ITEMS	MODELS	KMS15	KMD15	KMT15	KMS40	KMD40	KMT40
Input Voltage Range	-	90-264VAC 47-440Hz or 100-375VDC					
Inrush Current Limiting	A	10 / 20A, cold start, 25°C ambient (115 / 230VAC)					
Input Current (115 / 230VAC)	mA	220 / 118mA			860 / 460mA		
Internal Fuse (live line) <sup>(1)</sup>	-	250V/T2A			250V/T3.15A		
Temperature Coefficient (O/PV)	-	±0.01%/°C					
Ripple and Noise (pk-pk)	mV	50mV or 1%, whichever is greater					
Overcurrent Protection	-	105-200%, hiccup mode, automatic recovery					
Overvoltage Protection	%	Yes, Zener diode clamp					
Hold-up Time (typical)	ms	20ms			18ms		
Touch Current	mA	< 0.1					
Operating Temperature	-	-25°C to 70°C, derate linearly to 50% load from 50°C to 70°C. Max case temperature 95°C					
Storage Temperature	-	-40°C to 100°C					
Humidity	%RH	20% to 95% RH (non-condensing)					
Cooling	-	Convection, over temperature protected ~100°C case temperature)					
Withstand Voltage	VAC	Input to output: 4kVAC					
Immunity	-	EN60601-1-2					
Safety Agency Certification	-	IEC/EN62368-1, IEC/EN60950-1, ANSI/AAMI ES60601-1, IEC/EN60601-1, CE Mark					
Conducted EMI	-	EN55011, EN55032 Class B			EN55011, EN55032 Class A <sup>(2)</sup>		
Switching Frequency	kHz	132kHz					
Weight	g	120			280		
Size (LxWxH)	mm	64 x 46 x 24			89.0 x 63.5 x 27.6		
Mounting & Case	-	PC board mountable. Plastic resin fibreglass case (UL 94V-0)					
MTBF	hrs	200,000 to 400,000 hours, model dependent					
Warranty	yrs	2					

#### Notes:

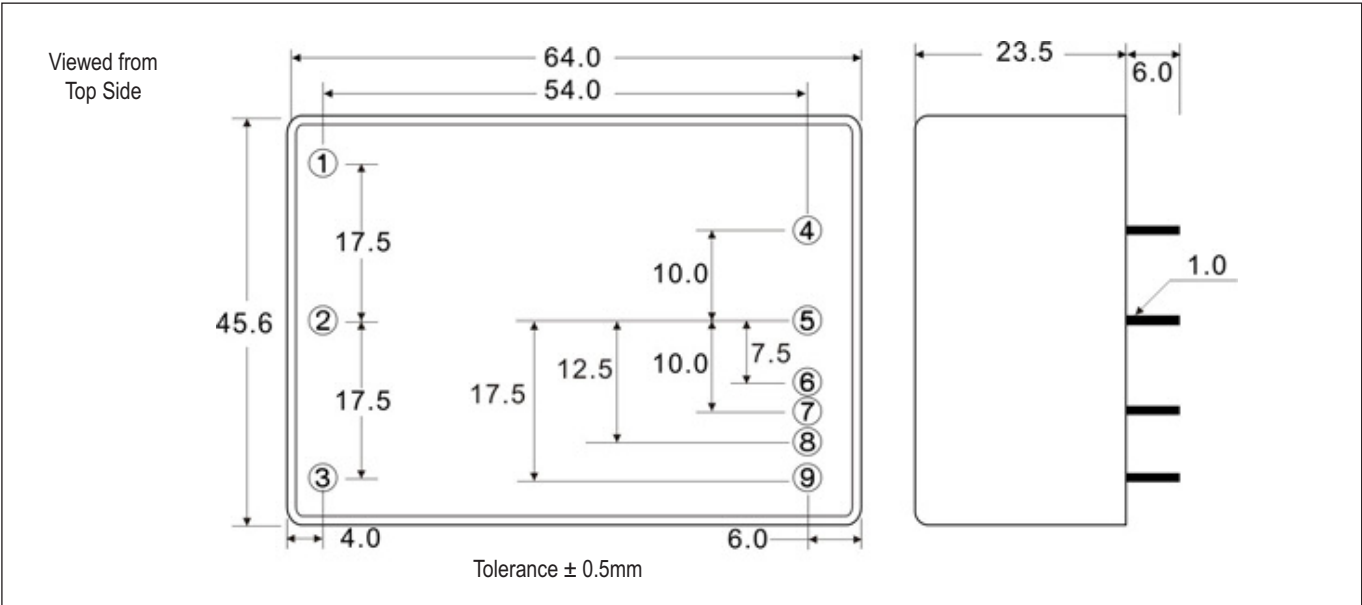
- (1) For medical applications an equivalent external fuse should be installed in the neutral line  
(2) Class I Applications: An external filter can be added to meet EN55011 Class B - see application notes

Model Selector										
Model		Output Voltage (V)	Minimum Current (A)	Maximum Current (A)	Power (W)	Output Set Accuracy (%)	Line Regulation (%)	Load Regulation (1) (%)	Cross Regulation	Efficiency (%)
<b>Single Output</b>										
KMS15-3P3	V1	3.3V	0A	3.00A	9.9W	±2%	0.5%	1%	-	74%
KMS40-3P3	V1	3.3V	80mA	8.00A	26.4W	±2%	0.5%	1%	-	75%
KMS15-5	V1	5V	0A	3.00A	15W	±2%	0.5%	1%	-	78%
KMS40-5	V1	5V	80mA	8.00A	40W	±2%	0.5%	1%	-	79%
KMS15-9	V1	9V	0A	1.67A	15W	±2%	0.5%	1%	-	79%
KMS40-9	V1	9V	44mA	4.44A	40W	±2%	0.5%	1%	-	82%
KMS15-12	V1	12V	0A	1.25A	15W	±2%	0.5%	1%	-	81%
KMS40-12	V1	12V	33mA	3.33A	40W	±2%	0.5%	1%	-	83%
KMS15-15	V1	15V	0A	1.00A	15W	±2%	0.5%	1%	-	81%
KMS40-15	V1	15V	26.7mA	2.67A	40W	±2%	0.5%	1%	-	83%
KMS15-24	V1	24V	0A	0.62A	15W	±2%	0.5%	1%	-	83%
KMS40-24	V1	24V	16.7mA	1.67A	40W	±2%	0.5%	1%	-	83%
<b>Dual Output</b>										
KMD15-55	V1	+5V	150mA	1.5A	15W	±2%	0.5%	1%	5%	78%
	V2	-5V	150mA	1.5A		±2%	0.5%	1%	5%	
KMD40-55	V1	+5V	400mA	4A	40W	±2%	0.5%	1%	5%	79%
	V2	-5V	400mA	4A		±2%	0.5%	1%	5%	
KMD40-512	V1	5V(2)	1250mA	5A	40W	±3%	0.5%	2%	1%	80%
	V2	12V(2)	312mA	1.25A		±5%	5.0%	6%	7%	
KMD40-524	V1	5V(2)	1250mA	5A	40W	±3%	0.5%	2%	1%	80%
	V2	24V(2)	156mA	0.625A		±5%	5.0%	6%	7%	
KMD15-1212	V1	+12V	62.5mA	0.625A	15W	±2%	0.5%	1%	3%	80%
	V2	-12V	62.5mA	0.625A		±2%	0.5%	1%	3%	
KMD40-1212	V1	+12V	166mA	1.66A	40W	±2%	0.5%	1%	5%	83%
	V2	-12V	166mA	1.66A		±2%	0.5%	1%	5%	
KMD15-1515	V1	+15V	50mA	0.5A	15W	±2%	0.5%	1%	3%	81%
	V2	-15V	50mA	0.5A		±2%	0.5%	1%	3%	
KMD40-1515	V1	+15V	133mA	1.33A	40W	±2%	0.5%	1%	5%	81%
	V2	-15V	133mA	1.33A		±2%	0.5%	1%	5%	
<b>Triple Output</b>										
KMT15-51212	V1	5V(3)	500mA	2A	15W	±2%	0.5%	1%	1%	78%
	V2	+12V	50mA	0.2A		±3%	2.0%	5%	5%	
	V3	-12V	50mA	0.2A		±3%	2.0%	5%	5%	
KMT40-51212	V1	5V(3)	1250mA	5A	40W	±3%	0.5%	3%	3%	80%
	V2	+12V	150mA	0.6A		±5%	5.0%	7%	7%	
	V3	-12V	150mA	0.6A		±5%	5.0%	7%	7%	
KMT15-51515	V1	5V(3)	500mA	2A	15W	±2%	0.5%	1%	1%	78%
	V2	+15V	37.5mA	0.15A		±3%	2.0%	5%	5%	
	V3	-15V	37.5mA	0.15A		±3%	2.0%	5%	5%	
KMT40-51515	V1	5V(3)	1250mA	5A	40W	±3%	0.5%	3%	3%	80%
	V2	+15V	125mA	0.5A		±5%	5.0%	7%	7%	
	V3	-15V	125mA	0.5A		±5%	5.0%	7%	7%	

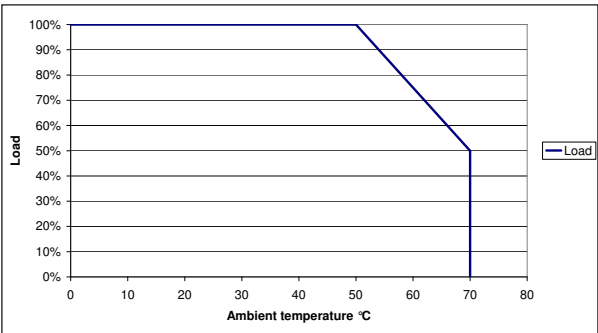
Pinout KM15			
PIN #	Function		
	Single O/P	Dual O/P	Triple O/P
1	No Pin	No Pin	No Pin
2	AC (L)	AC (L)	AC (L)
3	AC (N)	AC (N)	AC (N)
4	-DC	-DC	+5V GND
5	No Pin	GND	+5V
6	No Pin	No Pin	-DC
7	+DC	+DC	No Pin
8	No Pin	No Pin	GND
9	No Pin	No Pin	+DC

Pinout KM40				
PIN #	Function			
	Single O/P	Dual O/P	5S/12&24S	Triple O/P
1	AC (L)	AC (L)	AC (L)	AC (L)
2	AC (N)	AC (N)	AC (N)	AC (N)
3	+DC	+DC	+O/P2	+DC
4	No Pin	No Pin	+O/P1	+5V
5	-DC	GND	GND1	GND
6	No Pin	No Pin	GND2	+5V GND
7	No Connection	-DC	No Connection	-DC

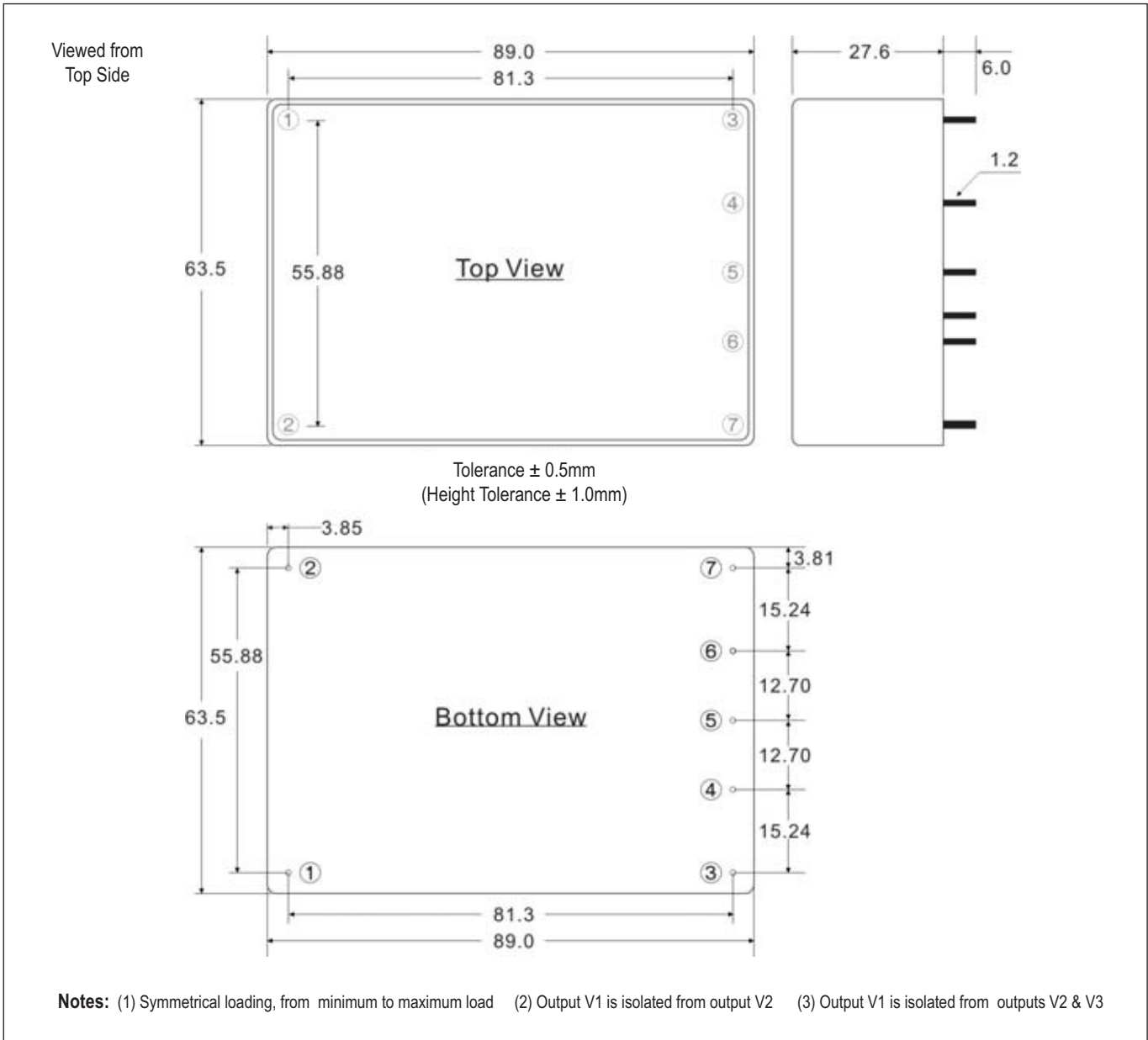
**Outline Drawing KM15 Series**



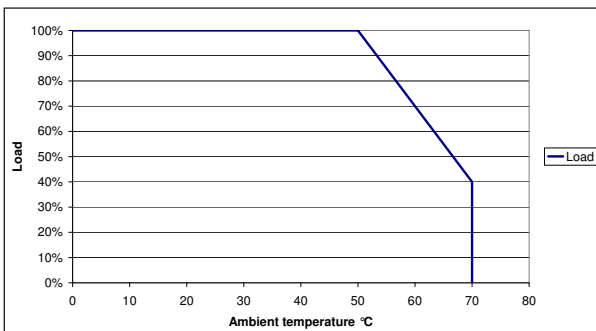
**Derating Curves KM15 Series**



Outline Drawing KM40 Series



Derating Curves KM40 Series



**TDK-Lambda France SAS**

Tel: +33 1 60 12 71 65  
 tlf.fr.powersolutions@tdk.com  
 www.emea.lambda.tdk.com/fr

**Italy Sales Office**

Tel: +39 02 61 29 38 63  
 tlf.it.powersolutions@tdk.com  
 www.emea.lambda.tdk.com/it

**Netherlands**

tlf.nl.powersolutions@tdk.com  
 www.emea.lambda.tdk.com/nl

**TDK-Lambda Germany GmbH**

Tel: +49 7841 666 0  
 tlq.powersolutions@tdk.com  
 www.emea.lambda.tdk.com/de

**Austria Sales Office**

Tel: +43 2256 655 84  
 tlq.at.powersolutions@tdk.com  
 www.emea.lambda.tdk.com/at

**Switzerland Sales Office**

Tel: +41 44 850 53 53  
 tlq.ch.powersolutions@tdk.com  
 www.emea.lambda.tdk.com/ch

**Nordic Sales Office**

Tel: +45 8853 8086  
 tlq.dk.powersolutions@tdk.com  
 www.emea.lambda.tdk.com/dk

**TDK-Lambda UK Ltd.**

Tel: +44 (0) 12 71 85 66 66  
 tlu.powersolutions@tdk.com  
 www.emea.lambda.tdk.com/uk

**TDK-Lambda Ltd.**

Tel: +9 723 902 4333  
 tli.powersolutions@tdk.com  
 www.emea.lambda.tdk.com/il-en

**TDK-Lambda Americas**

Tel: +1 800-LAMBDA-4 or 1-800-526-2324  
 tla.powersolutions@tdk.com  
 www.us.lambda.tdk.com

**TDK Electronics do Brasil Ltda**

Tel: +55 11 3289-9599  
 sales.br@tdk-electronics.tdk.com  
 www.tdk-electronics.tdk.com/en

**TDK-Lambda Corporation**

Tel: +81-3-6778-1113  
 www.jp.lambda.tdk.com

**TDK-Lambda (China) Electronics Co. Ltd.**

Tel: +86 21 6485-0777  
 tlc.powersolutions@tdk.com  
 www.lambda.tdk.com.cn

**TDK-Lambda Singapore Pte Ltd.**

Tel: +65 6251 7211  
 tfs.marketing@tdk.com  
 www.sg.lambda.tdk.com

**TDK India Private Limited, Power Supply Division**

Tel: +91 80 4039-0660  
 mathew.philip@tdk.com  
 www.sg.lambda.tdk.com



## OUR CERTIFICATE

DiGi provide top-quality products and perfect service for customer worldwide through standardization, technological innovation and continuous improvement. DiGi through third-party certification, we stricly control the quality of products and services. Welcome your RFQ to

Email: [Info@DiGi-Electronics.com](mailto:Info@DiGi-Electronics.com)



Tel: +00 852-30501935

RFQ Email: [Info@DiGi-Electronics.com](mailto:Info@DiGi-Electronics.com)

DiGi is a global authorized distributor of electronic components.