

DFE252010R-H-4R7M=P2 Datasheet

www.digi-electronics.com



<https://www.DiGi-Electronics.com>

DiGi Electronics Part Number	DFE252010R-H-4R7M=P2-DG
Manufacturer	Murata Electronics
Manufacturer Product Number	DFE252010R-H-4R7M=P2
Description	FIXED IND 4.7UH 1.1A 0.276OHM SM
Detailed Description	4.7 μ H Shielded Drum Core, Wirewound Inductor 1.1 A 276mOhm Max 1008 (2520 Metric) Flat Wire



Tel: +00 852-30501935

RFQ Email: Info@DiGi-Electronics.com

DiGi is a global authorized distributor of electronic components.

Purchase and inquiry

Manufacturer Product Number:

DFE252010R-H-4R7M=P2

Series:

DFE252010R

Type:

Drum Core, Wirewound

Inductance:

4.7 μ H

Current Rating (Amps):

1.1 A

Shielding:

Shielded

Q @ Freq:

-

Ratings:

-

Inductance Frequency - Test:

1 MHz

Mounting Type:

Surface Mount

Supplier Device Package:

2520

Height - Seated (Max):

0.039" (1.00mm)

Manufacturer:

Murata Electronics

Product Status:

Obsolete

Material - Core:

Iron Powder

Tolerance:

\pm 20%

Current - Saturation (Isat):

1.4A

DC Resistance (DCR):

276mOhm Max

Frequency - Self Resonant:

-

Operating Temperature:

-40°C ~ 85°C

Features:

Flat Wire

Package / Case:

1008 (2520 Metric)

Size / Dimension:

0.098" L x 0.079" W (2.50mm x 2.00mm)

Base Product Number:

DFE252010R

Environmental & Export classification

RoHS Status:

ROHS3 Compliant

ECCN:

EAR99

Moisture Sensitivity Level (MSL):

1 (Unlimited)

HTSUS:

8504.50.8000

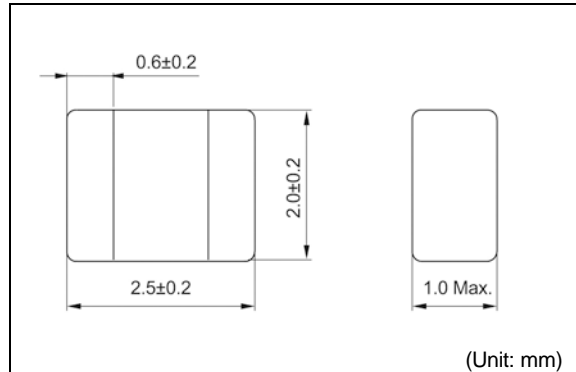

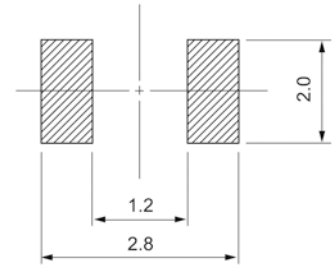
DFE252010R

85
°C

RoHS

REACH

Inductance Range: 1.0~4.7μH


Recommended patterns
 推荐焊盘尺寸


(Unit: mm)

FEATURES 特点

- Miniature size: 2520 footprint (2.5mm×2.0mm) and low profile(1.0mm Max. height)
- The use of magnetic iron powder ensure capability for large current.
- The use of Flat wire for Low DC resistance.
- Magnetically shielded, low audible core noise.
- Reflow solderable.
- Operating temperature : -40~+85°C
- 小型薄型构造(2.5 x 2.0 mm、高度1.0mm Max.)
- 使用合金系磁性粉，保证了大电流
- 采用平角线、低直流电阻
- 闭磁路构造、低芯片噪音
- 适合回流焊接
- 使用温度范围：-40~+85°C

STANDARD PART NUMBERS 标准零件号码

TYPE DFE252010R (Quantity/reel; 3,000 PCS)

零件号码	电感值 ⁽¹⁾	公差	测试频率	最大直流电阻 ⁽²⁾	最大电感值减小电流 ⁽³⁾	最大温度上升电流 ⁽³⁾
Part Number	Inductance ⁽¹⁾ L(μH)	Tolerance (%)	Test Frequency (MHz)	DC Resistance ⁽²⁾ (mΩ) Max. (Typ.)	Inductance Decrease Current ⁽³⁾ (A) Max. (Typ.) ΔL/L=30%	Temperature Rise Current ⁽³⁾ ΔT=40°C (A) Max. (Typ.)
DFE252010R-H-1R0M=P2	1.0	±20	1	68 (52)	3.0 (3.7)	2.7 (3.1)
DFE252010R-H-1R5M=P2	1.5	±20	1	90 (75)	2.3 (2.9)	2.1 (2.5)
DFE252010R-H-2R2M=P2	2.2	±20	1	126 (105)	2.1 (2.6)	1.7 (2.0)
DFE252010R-H-4R7M=P2	4.7	±20	1	276 (230)	1.4 (1.7)	1.1 (1.3)

(1) Inductance is measured with a LCR meter 4284A (Agilent Technologies) or equivalent. Test frequency at 1MHz

(2) DC resistance is measured with 34420A (Agilent Technologies) or 3541 (HIOKI). (Reference ambient temperature 20°C)

(3) Maximum allowable DC current is that which causes a 30% inductance reduction from the initial value, coil temperature to rise by 40°C whichever is smaller. (Reference ambient temperature 20°C)

(1)LCR仪表4284A (Agilent Technologies)或者功能相同的仪器在1MHz下测试电感值。

(2)通过数码万用表34420A (Agilent Technologies)/ 3541(HIOKI)或者相类似的工具测试直流电阻。(环境温度20°C)

(3)允许最大直流电的范围是以下两者中比较小的一个：从开始值降低30%的电感值，或者线圈温度升高40°C。(参考周围环境温度20°C)。

OUR CERTIFICATE

DiGi provide top-quality products and perfect service for customer worldwide through standardization, technological innovation and continuous improvement. DiGi through third-party certification, we stricly control the quality of products and services. Welcome your RFQ to

Email: Info@DiGi-Electronics.com



Tel: +00 852-30501935

RFQ Email: Info@DiGi-Electronics.com

DiGi is a global authorized distributor of electronic components.