OP233 Datasheet

https://www.DiGi-Electronics.com

DiGi Electronics Part Number	OP233-DG
Manufacturer	TT Electronics / Optek Technology
Manufacturer Product Number	OP233
Description	EMITTER IR 890NM 100MA TO-46
Detailed Description	Infrared (IR) Emitter 890nm 2V 100mA 18° TO-46-2 Lens Top Metal Can

This model OP233 is available at DiGi Electronics.

DiGi Electronics offers a global database of semiconductor and electronic component datasheets.

We welcome your inquiries regarding pricing, lead time, or other product-related questions.

Request a Quote

Datasheet Search

Tel: +00 852-30501935

RFQ Email: Info@DiGi-Electronics.com

DiGi is a global authorized distributor of electronic components.

Purchase and inquiry

Manufacturer Product Number:	Manufacturer:
OP233	TT Electronics / Optek Technology
Series:	Product Status:
-	Active
Type:	Current - DC Forward (If) (Max):
Infrared (IR)	100mA
Radiant Intensity (Ie) Min @ If:	Wavelength:
-	890nm
Voltage - Forward (Vf) (Typ):	Viewing Angle:
2V	18°
Orientation:	Operating Temperature:
Top View	-65°C ~ 125°C (TA)
Mounting Type:	Package / Case:
Through Hole	TO-46-2 Lens Top Metal Can

Environmental & Export classification

RoHS Status:	Moisture Sensitivity Level (MSL):
ROHS3 Compliant	1 (Unlimited)
REACH Status:	ECCN:
REACH Unaffected	EAR99
HTSUS:	
8541.41.0000	

Hermetic Infrared Emitting Diode

OP230 Series

Obsolete (OP231W)

Features:

- Focused and non-focused optical light pattern
- Enhanced temperature range
- TO-46 hermetically sealed package
- Mechanically and spectrally matched to other Optek devices
- Choice of power ranges
- Choice of narrow or wide irradiance pattern

Description:

Each device in this series is a gallium aluminum arsenide (GaAIAs) infrared emitting diode, mounted in a hermetic metal TO-46 housing. The gallium aluminum arsenide feature provides a higher radiated output than gallium arsenide at the same forward current.

Each **OP231**, **OP232**, **OP233**, **OP234** and **OP235** device is lensed to provide a narrow beam angle (18°) between half power points. The 890 nm wavelength closely matches the spectral response of silicon phototransistors, while the narrow beam angle – combined with the specified radiant intensity of the OP231 series – facilitates easy design in beam interrupt applications in conjunction with the OP800 or OP598 series photosensors. *The OP231 series is mechanically and spectrally matched to OP800, OP593 and OP598 phototransistors.*

Each **OP232W**, **OP233W**, **OP234W** and **OP235W** device is lensed to provide a wide beam angle (50°) between half power points. The 890 nm wavelength closely matches the spectral response of silicon photo-transistors, while the wide beam angle provides relatively even illumination over a large area. *The OP23xW series is mechanically and spectrally matched to the OP800WSL and OP830SL series devices.*

Please refer to Application Bulletins 208 and 210 for additional design information and reliability (degradation) data.

Custom electrical, wire and cabling and connectors are available. Contact your local representative or OPTEK for more information.

Applications:

- Non-contact reflective object sensor
- Assembly line automation
- Machine automation
- Machine safety
- End of travel sensor
- Door sensor

Ordering Information

Part Number	LED Peak Wavelength	Output Power (mW/cm^2) Min / Max	Total Beam Angle	Lead Length
OP231	890 nm	1.5 / NA	18°	0.50"
OP232		2.0 / 6.0		
OP233		3.0 / NA		
OP234	850 nm	5.0 / NA		
OP235		6.0 / NA		
OP231W (Obsolete)	890 nm	1.5 / NA	50°	
OP232W		3.5 / 7.0		
OP233W		5.0 / NA		
OP234W	850 nm	5.0 / NA		
OP235W		6.0 / NA		

General Note
TT Electronics reserves the right to make changes in product specification without notice or liability. All information is subject to TT Electronics' own data and is considered accurate at time of going to print.

© TT electronics plc

TT Electronics | OPTEK Technology
2900 E. Plano Pkwy, Plano, TX 75074 | Ph: +1 972 323 2200
www.ttelectronics.com | sensors@ttelectronics.com

Hermetic Infrared Emitting Diode

OP230 Series

Obsolete (OP231W)

Electrical Specifications

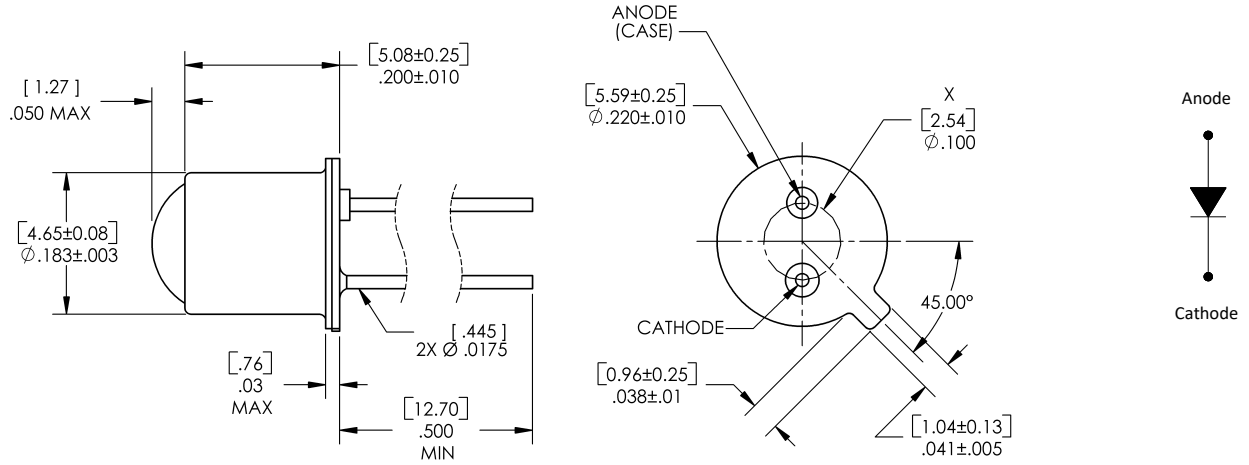

X THIS DIMENSION CONTROLLED AT HOUSING SURFACE.

DIMENSIONS ARE IN: **[MILLIMETERS]** **INCHES**

OP232W, OP233W, OP234W, OP235W

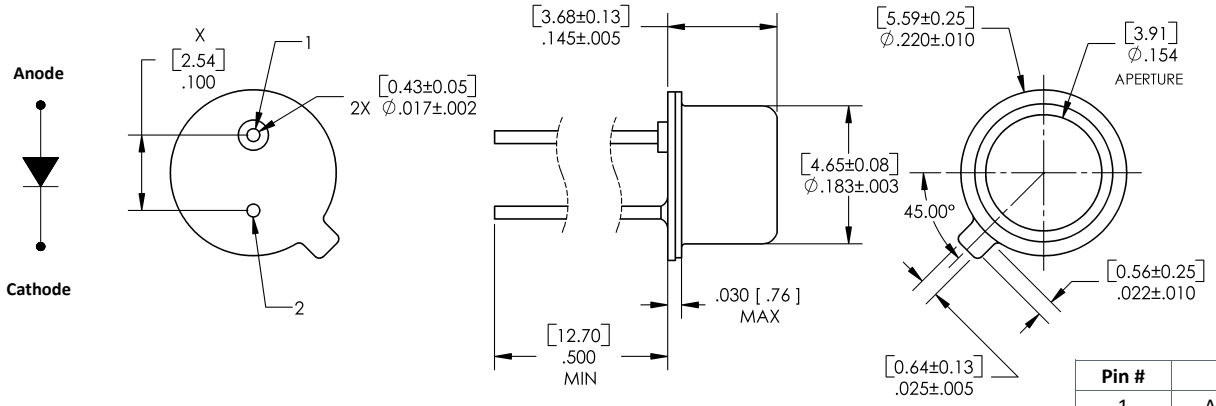

Pin #	LED
1	Anode
2	Cathode

X THIS DIMENSION CONTROLLED AT HOUSING SURFACE.

DIMENSIONS ARE IN: **[MILLIMETERS]** **INCHES**

Absolute Maximum Ratings (T_A = 25° C unless otherwise noted)

Storage Temperature Range	-65° C to +150° C
Operating Temperature Range	-65° C to +125° C
Reverse Voltage	2.0 V
Continuous Forward Current	100 mA
Peak Forward Current	10.0 A
Lead Soldering Temperature [1/16 inch (1.6 mm) from case for 5 seconds with soldering iron]	260° C(1)
Power Dissipation	200 mW(2)

General Note
TT Electronics reserves the right to make changes in product specification without notice or liability. All information is subject to TT Electronics' own data and is considered accurate at time of going to print.

© TT electronics plc

TT Electronics | OPTEK Technology
2900 E. Plano Pkwy, Plano, TX 75074 | Ph: +1 972 323 2200
www.ttelectronics.com | sensors@ttelectronics.com

Hermetic Infrared Emitting Diode

OP230 Series

Obsolete (OP231W)

Electrical Specifications

Electrical Characteristics (T_A = 25° C unless otherwise noted)

SYMBOL	PARAMETER	MIN	TYP	MAX	UNITS	TEST CONDITIONS
Input Diode						
$E_{E(APT)}$	Apertured Radiant Incidence OP231 OP232 OP233 OP234 OP235	 1.5 2.0 3.0 5.0 6.0	 - - - - -	 - 6.0 - - -	mW/ cm^2	I_F = 100 mA(3)(4) Aperture = 0.250” Distance = 1.429”
	OP232W OP233W OP234W OP235W	3.5 5.0 5.0 6.0	- - - -	7.0 - - -	mW/ cm^2	I_F = 100 mA(3)(4) Aperture = 0.250” Distance = 0.466”
P_O	Radiant Power Output OP231 OP232 OP233	 - - -	 6.0 8.0 10.0	 - - -	mW	I_F = 100 mA(3)
V_F	Forward Voltage	-	-	2.0	V	I_F = 100 mA(3)
I_R	Reverse Current	-	-	100	µA	V_R = 2.0 V
λ_P	Wavelength at Peak Emission OP231, OP232, OP233 OP234, OP235	 - -	 890 850	 - -	nm	I_F = 10 mA
β	Spectral Bandwidth between Half Power Points	-	80	-	nm	I_F = 10 mA
$\Delta\lambda_P/\Delta T$	Spectral Shift with Temperature	-	+0.30	-	nm/° C	I_F = Constant
θ_{HP}	Emission Angle at Half Power Points OP231 - OP235 OP231W - OP235W	 - -	 18 50	 - -	Degree	I_F = 100 mA
t_r	Output Rise Time	-	500	-	ns	$I_{F(PK)}$ = 100 mA, PW = 10 µs, and D.C. = 10.0 %
t_f	Output Fall Time	-	250	-	ns	

Notes:

1. RMA flux is recommended. Duration can be extended to 10 seconds maximum when flow soldering.
2. Derate linearly 2.0 mW/° C above 25° C.
3. Measurement made with 100 µs pulse measured at the trailing edge of the pulse with a duty cycle of 0.1 % and an I_F = 100 mA.
4. For the OP231 series, $E_{E(APT)}$ is a measurement of the average radiant intensity within the cone formed by the measurement surface, a radius of 1.429” (36.30 mm) measured from the lens side of the tab to the sensing surface and a sensing surface of 0.250” (6.35 mm) in diameter forming a 10° cone. For the OP23xW series, $E_{E(APT)}$ is a measurement of the average radiant intensity within the cone formed by the measurement surface, a radius of 0.466” (11.84 mm) measured from the lens side of the tab to the sensing surface and a sensing surface of 0.250” (6.35 mm) in diameter forming a 10° cone. $E_{E(APT)}$ is not necessarily uniform within the measured area.

General Note
TT Electronics reserves the right to make changes in product specification without notice or liability. All information is subject to TT Electronics’ own data and is considered accurate at time of going to print.

© TT electronics plc

TT Electronics | OPTEK Technology
2900 E. Plano Pkwy, Plano, TX 75074 | Ph: +1 972 323 2200
www.ttelectronics.com | sensors@ttelectronics.com

Hermetic Infrared Emitting Diode

OP230 Series

Obsolete (OP231W)

Performance

OP231, OP232, OP233 (including "W" devices)

Forward Voltage vs Forward Current vs Temperature

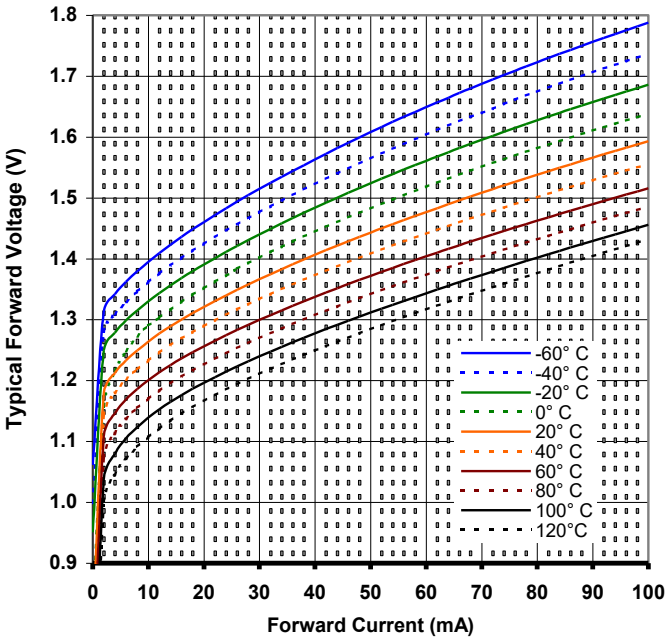

Optical Power vs I_F vs Temperature

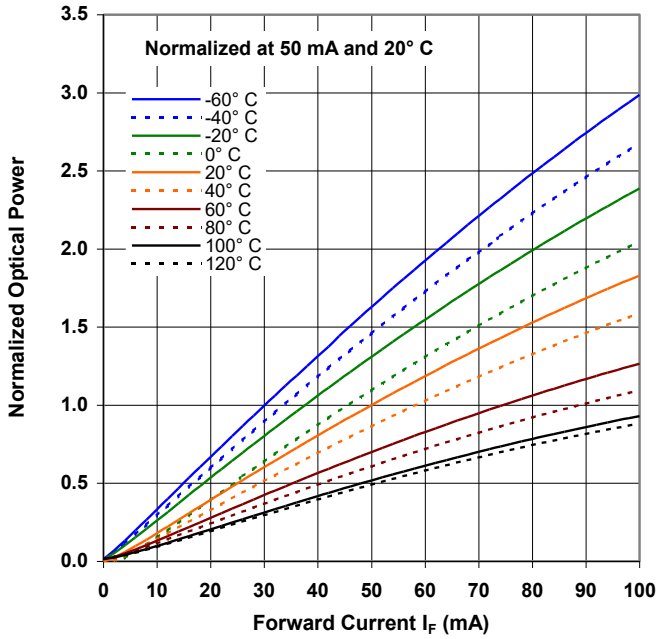

Distance vs Output Power vs Forward Current

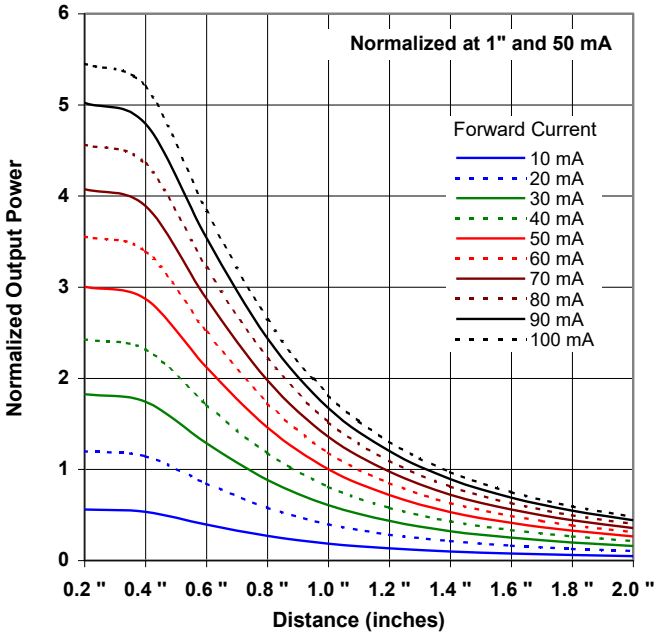

Relative Radiant Intensity vs. Angular Displacement

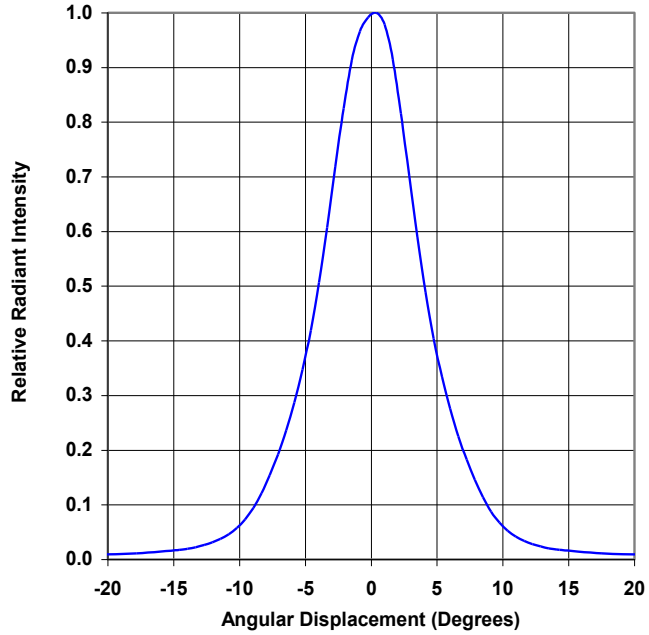

General Note
TT Electronics reserves the right to make changes in product specification without notice or liability. All information is subject to TT Electronics' own data and is considered accurate at time of going to print.

TT Electronics | OPTEK Technology
2900 E. Plano Pkwy, Plano, TX 75074 | Ph: +1 972 323 2200
www.ttelectronics.com | sensors@ttelectronics.com

© TT electronics plc

Hermetic Infrared Emitting Diode

OP230 Series

Obsolete (OP231W)

Performance

OP234, OP234W

Forward Voltage vs Forward Current vs Temperature

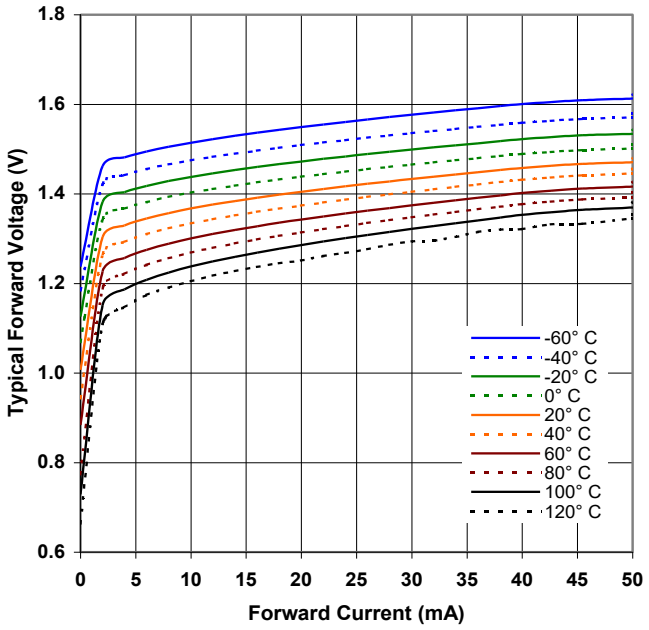

Optical Power vs Forward Current vs Temperature

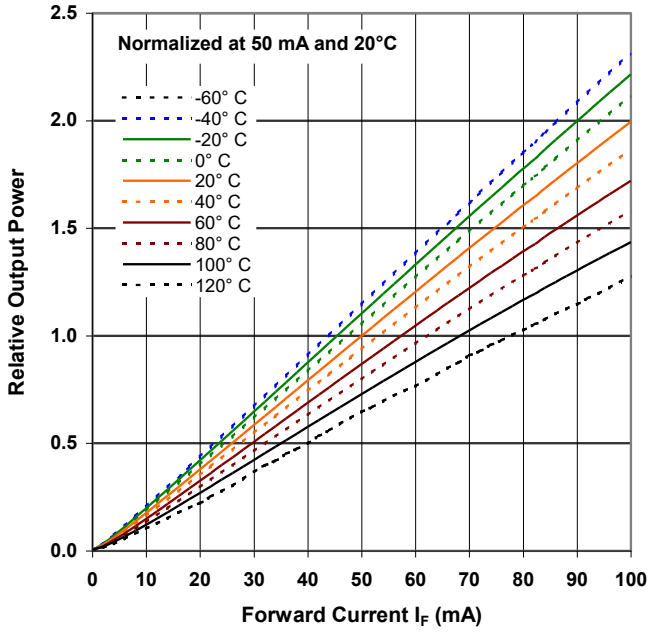

Distance vs Output Power vs Forward Current

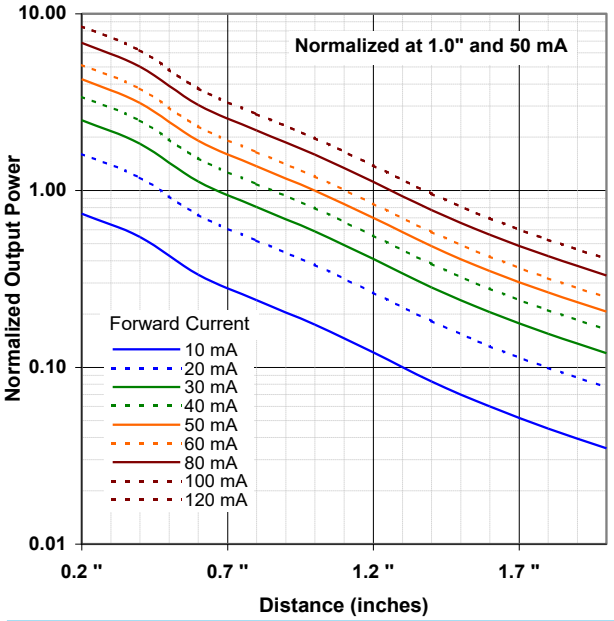

Relative Radiant Intensity vs Angular Displacement

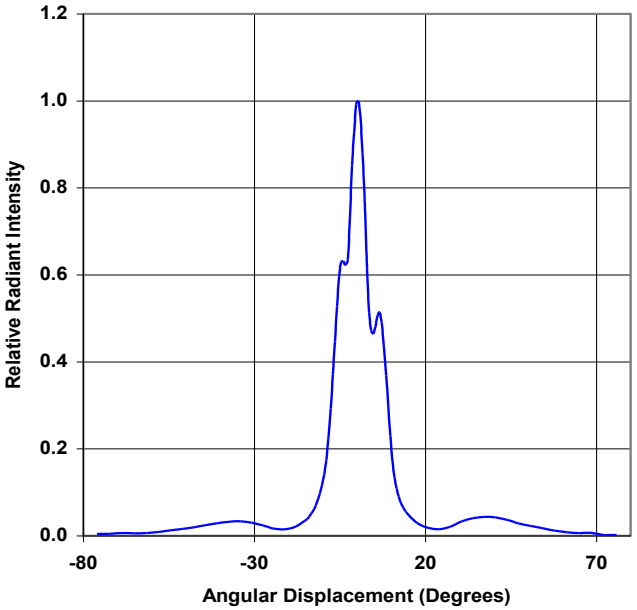

General Note

TT Electronics reserves the right to make changes in product specification without notice or liability. All information is subject to TT Electronics' own data and is considered accurate at time of going to print.

© TT electronics plc

TT Electronics | OPTEK Technology
2900 E. Plano Pkwy, Plano, TX 75074 | Ph: +1 972 323 2200
www.ttelectronics.com | sensors@ttelectronics.com

Hermetic Infrared Emitting Diode

OP230 Series

Obsolete (OP231W)

Performance

OP235, OP235W

Forward Voltage vs Forward Current vs Temperature

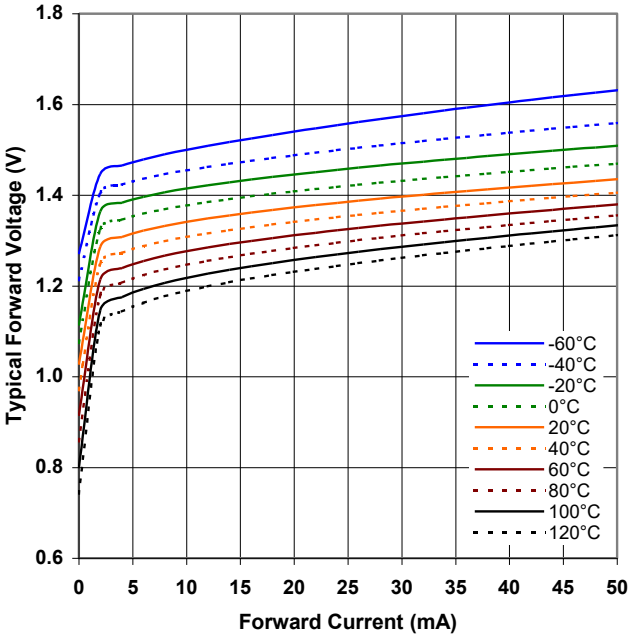

Optical Power vs Forward Current vs Temperature

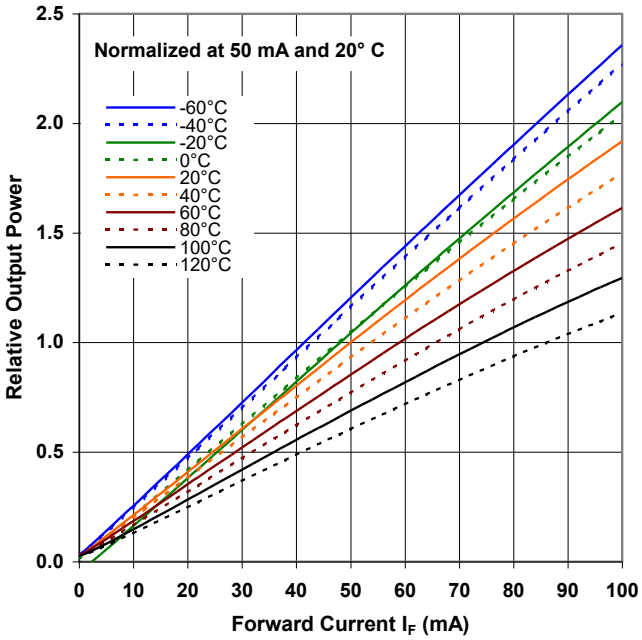

Distance vs Output Power vs Forward Current

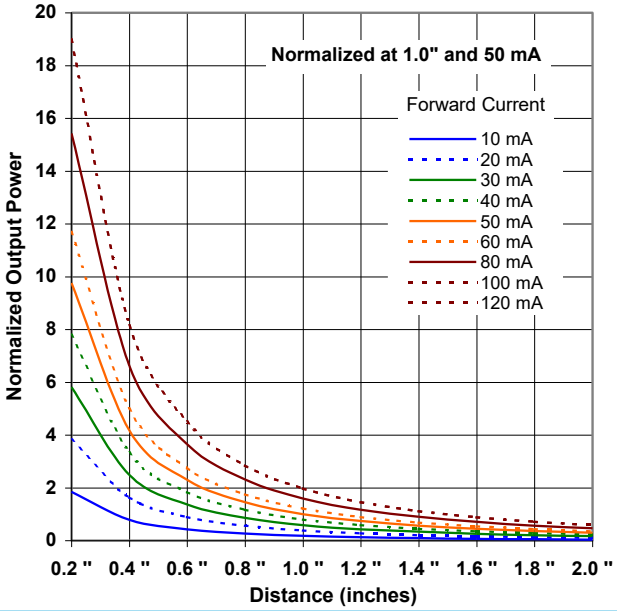

General Note
TT Electronics reserves the right to make changes in product specification without notice or liability. All information is subject to TT Electronics' own data and is considered accurate at time of going to print.

© TT electronics plc

TT Electronics | OPTEK Technology
2900 E. Plano Pkwy, Plano, TX 75074 | Ph: +1 972 323 2200
www.ttelectronics.com | sensors@ttelectronics.com

OUR CERTIFICATE

DiGi provide top-quality products and perfect service for customer worldwide through standardization, technological innovation and continuous improvement. DiGi through third-party certification, we striciy control the quality of products and services. Welcome your RFQ to Email: Info@DiGi-Electronics.com

Tel: +00 852-30501935

RFQ Email: Info@DiGi-Electronics.com

DiGi is a global authorized distributor of electronic components.