


# CPW02300R0JB14 Datasheet



<https://www.DiGi-Electronics.com>

DiGi Electronics Part Number	CPW02300R0JB14-DG
Manufacturer	<a href="#">Vishay Dale</a>
Manufacturer Product Number	CPW02300R0JB14
Description	RES 300 OHM 2W 5% AXIAL
Detailed Description	300 Ohms ±5% 2W Through Hole Resistor Axial Flame Proof, Pulse Withstanding, Safety Wirewound

This model CPW02300R0JB14 is available at DiGi Electronics.

DiGi Electronics offers a global database of semiconductor and electronic component datasheets.

We welcome your inquiries regarding pricing, lead time, or other product-related questions.

 [Request a Quote](#)

 [Datasheet Search](#)



Tel: +00 852-30501935

RFQ Email: [Info@DiGi-Electronics.com](mailto:Info@DiGi-Electronics.com)

DiGi is a global authorized distributor of electronic components.

## Purchase and inquiry

Manufacturer Product Number:

CPW02300R0JB14

Series:

CPW

Resistance:

300 Ohms

Power (Watts):

2W

Features:

Flame Proof, Pulse Withstanding, Safety

Operating Temperature:

-65°C ~ 275°C

Supplier Device Package:

Axial

Height - Seated (Max):

-

Failure Rate:

-

Manufacturer:

Vishay Dale

Product Status:

Active

Tolerance:

±5%

Composition:

Wirewound

Temperature Coefficient:

±30ppm/°C

Package / Case:

Axial

Size / Dimension:

0.687" L x 0.250" W (17.46mm x 6.35mm)

Number of Terminations:

2

## Environmental & Export classification

RoHS Status:

RoHS non-compliant

ECCN:

EAR99

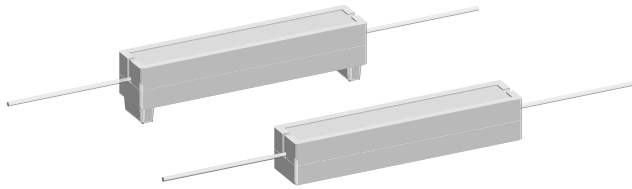
Moisture Sensitivity Level (MSL):

1 (Unlimited)

HTSUS:

8533.21.0080

# Wirewound Resistors, Commercial Power, Axial Lead


**FEATURES**

- High power to size ratio
- Ceramic cases are available with circuit board stand-offs (designated with a -3 model ending)
- Superior surge capability
- Complete welded construction
- Available in non-inductive styles with Aryton-Perry winding (CPWN in lieu of CPW, maximum resistance is one-half CPW range)
- Special inorganic potting compound and ceramic case provide high thermal conductivity in a fireproof package
- Material categorization: for definitions of compliance please see [www.vishay.com/doc?99912](http://www.vishay.com/doc?99912)


**RoHS\***  
Available

**HALOGEN FREE**  
Available

**GREEN**  
(5-2008)  
Available

**Note**

\* This datasheet provides information about parts that are RoHS-compliant and/or parts that are non-RoHS-compliant. For example, parts with lead (Pb) terminations are not RoHS-compliant. Please see the information / tables in this datasheet for details

**STANDARD ELECTRICAL SPECIFICATIONS**

GLOBAL MODEL	HISTORICAL MODEL	POWER RATING W $P_{40^\circ\text{C}}$	RESISTANCE RANGE $\Omega$	TOLERANCE $\pm \%$	WEIGHT (typical) g
CPW02	CPW-2	2	0.1 to 7K	1, 2, 3, 5	2.0
CPW02...3	CPW-2-3	2	0.1 to 7K	1, 2, 3, 5	2.2
CPW03	CPW-3	3	0.1 to 7.5K	1, 2, 3, 5	3.4
CPW03...3	CPW-3-3	3	0.1 to 7.5K	1, 2, 3, 5	3.6
CPW05	CPW-5	5	0.1 to 8.5K	1, 2, 3, 5	4.8
CPW05...3	CPW-5-3	5	0.1 to 8.5K	1, 2, 3, 5	5.0
CPW07	CPW-7	7	0.1 to 18K	1, 2, 3, 5	6.8
CPW07...3	CPW-7-3	7	0.1 to 18K	1, 2, 3, 5	7.0
CPW10	CPW-10	10	0.12 to 30K	1, 2, 3, 5	9.5
CPW10...3	CPW-10-3	10	0.12 to 30K	1, 2, 3, 5	9.9
CPW15	CPW-15	15	0.12 to 30K	1, 2, 3, 5	16.8
CPW15...3	CPW-15-3	15	0.12 to 30K	1, 2, 3, 5	17.4
CPW20	CPW-20	20	0.18 to 45K	1, 2, 3, 5	22.8
CPW20...3	CPW-20-3	20	0.18 to 45K	1, 2, 3, 5	23.6

**TECHNICAL SPECIFICATIONS**

PARAMETER	UNIT	CPW RESISTOR CHARACTERISTICS
Temperature Coefficient	ppm/°C	$\pm 30$ for 10 $\Omega$ and above; $\pm 50$ for 1.0 $\Omega$ to 9.9 $\Omega$ ; $\pm 90$ for 0.5 $\Omega$ to 0.99 $\Omega$
Short Time Overload	-	5 x rated power for 5 s
Maximum Working Voltage	V	$(P \times R)^{1/2}$
Operating Temperature Range	°C	-65 to +275
Terminal Strength	lb	10 minimum
Dielectric Withstanding Voltage	V <sub>AC</sub>	1000

**GLOBAL PART NUMBER INFORMATION**

Global Part Numbering example: CPW0515R00JB313

C	P	W	0	5	1	5	R	0	0	J	B	3	1	3		
---	---	---	---	---	---	---	---	---	---	---	---	---	---	---	--	--

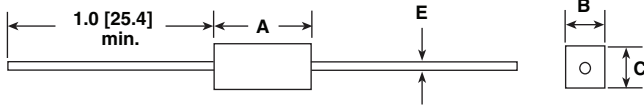
GLOBAL MODEL	VALUE	TOLERANCE	PACKAGING	SPECIAL
(See Standard Electrical Specifications Global Model column for options)	<b>R</b> = Decimal <b>K</b> = Thousand <b>R1500</b> = 0.15 $\Omega$ <b>1K500</b> = 1500 $\Omega$	<b>F</b> = $\pm 1.0 \%$ <b>G</b> = $\pm 2.0 \%$ <b>H</b> = $\pm 3.0 \%$ <b>J</b> = $\pm 5.0 \%$	<b>E14</b> = Lead (Pb)-free bulk <b>E31</b> = Lead (Pb)-free four layer bulk <b>E01</b> = Lead (Pb)-free skin pack  <b>B14</b> = Tin/lead bulk <b>B31</b> = Tin/lead four layer bulk <b>J01</b> = Tin/lead skin pack	(Dash Number) (up to 3 digits) From 1 to 999 as applicable

 Historical Part Numbering example: CPW-5-3 15  $\Omega$  5% B31

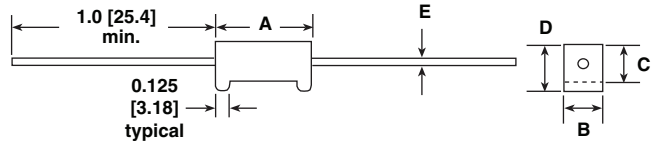
CPW-5-3	15 $\Omega$	5%	B31
HISTORICAL MODEL	RESISTANCE VALUE	TOLERANCE CODE	PACKAGING

**DIMENSIONS** in inches [millimeters]

CPWxx



CPWxx...3



GLOBAL MODEL	DIMENSIONS in inches [millimeters]				
	A <sup>(1)</sup> ± 0.031 [0.794]	B ± 0.031 [0.794]	C ± 0.031 [0.794]	D ± 0.031 [0.794]	E ± 0.001 [0.025]
CPW02	0.688 [17.46]	0.250 [6.35]	0.250 [6.35]	-	0.032 [0.813]
CPW02...3	0.688 [17.46]	0.250 [6.35]	0.250 [6.35]	0.313 [7.94]	0.032 [0.813]
CPW03	0.875 [22.22]	0.313 [7.94]	0.313 [7.94]	-	0.032 [0.813]
CPW03...3	0.875 [22.22]	0.313 [7.94]	0.313 [7.94]	0.375 [9.52]	0.032 [0.813]
CPW05	0.875 [22.22]	0.375 [9.52]	0.344 [8.73]	-	0.032 [0.813]
CPW05...3	0.875 [22.22]	0.375 [9.52]	0.344 [8.73]	0.406 [10.32]	0.032 [0.813]
CPW07	1.391 [35.32]	0.375 [9.52]	0.344 [8.73]	-	0.032 [0.813]
CPW07...3	1.391 [35.32]	0.375 [9.52]	0.344 [8.73]	0.469 [11.91]	0.032 [0.813]
CPW10	1.875 [47.62]	0.375 [9.52]	0.344 [8.73]	-	0.032 [0.813]
CPW10...3	1.875 [47.62]	0.375 [9.52]	0.344 [8.73]	0.469 [11.91]	0.032 [0.813]
CPW15	1.875 [47.62]	0.500 [12.70]	0.500 [12.70]	-	0.032 [0.813]
CPW15...3	1.875 [47.62]	0.500 [12.70]	0.500 [12.70]	0.625 [15.87]	0.032 [0.813]
CPW20	2.500 [63.50]	0.500 [12.70]	0.500 [12.70]	-	0.032 [0.813]
CPW20...3	2.500 [63.50]	0.500 [12.70]	0.500 [12.70]	0.625 [15.87]	0.032 [0.813]

**Note**

(1) Potting compound may extend outside of ceramic case up to 0.060 [1.52] maximum per side.

**MATERIAL SPECIFICATIONS**
**Element:** copper-nickel alloy or nickel-chrome alloy, depending on resistance value

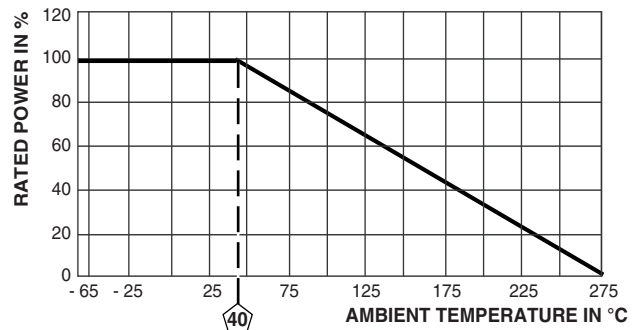
**Core:** ceramic

**End Caps:** stainless steel

**Body:** steatite ceramic case with inorganic potting compound

**Terminals:** tinned copperweld®

**Part Marking:** DALE, model, wattage, value, tolerance, date code

**DERATING**


PERFORMANCE		
TEST	CONDITIONS OF TEST	TEST LIMITS (EIA RS-344)
Thermal Shock	-55 °C to +275 °C, 5 cycles, 30 min dwell time	± (2.0 % + 0.05 Ω) ΔR
Short Time Overload	5 x rated power for 5 s	± (2.0 % + 0.05 Ω) ΔR
Dielectric Withstanding	1000 V <sub>RMS</sub> for 1 min	± (0.1 % + 0.05 Ω) ΔR
Low Temperature Storage	-65 °C, full rated working voltage for 45 min	± (2.0 % + 0.05 Ω) ΔR
Bias Humidity	75 °C, 90 % to 100 % RH, 240 h	± (2.0 % + 0.05 Ω) ΔR
Load Life	1000 h at rated power, +40 °C, 1.5 h "ON", 0.5 h "OFF"	± (3.0 % + 0.05 Ω) ΔR
Terminal Strength	5 s to 10 s 10 pound pull test, torsion test - 3 alternating directions, 360° each	± (1.0 % + 0.05 Ω) ΔR
Resistance to Solder Heat	Terminal immersed 3.5 s in molten solder at 1/8" to 3/16" from body	± (1.0 % + 0.05 Ω) ΔR



## Disclaimer

ALL PRODUCT, PRODUCT SPECIFICATIONS AND DATA ARE SUBJECT TO CHANGE WITHOUT NOTICE TO IMPROVE RELIABILITY, FUNCTION OR DESIGN OR OTHERWISE.

Vishay Intertechnology, Inc., its affiliates, agents, and employees, and all persons acting on its or their behalf (collectively, "Vishay"), disclaim any and all liability for any errors, inaccuracies or incompleteness contained in any datasheet or in any other disclosure relating to any product.

Vishay makes no warranty, representation or guarantee regarding the suitability of the products for any particular purpose or the continuing production of any product. To the maximum extent permitted by applicable law, Vishay disclaims (i) any and all liability arising out of the application or use of any product, (ii) any and all liability, including without limitation special, consequential or incidental damages, and (iii) any and all implied warranties, including warranties of fitness for particular purpose, non-infringement and merchantability.

Statements regarding the suitability of products for certain types of applications are based on Vishay's knowledge of typical requirements that are often placed on Vishay products in generic applications. Such statements are not binding statements about the suitability of products for a particular application. It is the customer's responsibility to validate that a particular product with the properties described in the product specification is suitable for use in a particular application. Parameters provided in datasheets and / or specifications may vary in different applications and performance may vary over time. All operating parameters, including typical parameters, must be validated for each customer application by the customer's technical experts. Product specifications do not expand or otherwise modify Vishay's terms and conditions of purchase, including but not limited to the warranty expressed therein.

Hyperlinks included in this datasheet may direct users to third-party websites. These links are provided as a convenience and for informational purposes only. Inclusion of these hyperlinks does not constitute an endorsement or an approval by Vishay of any of the products, services or opinions of the corporation, organization or individual associated with the third-party website. Vishay disclaims any and all liability and bears no responsibility for the accuracy, legality or content of the third-party website or for that of subsequent links.

Vishay products are not designed for use in life-saving or life-sustaining applications or any application in which the failure of the Vishay product could result in personal injury or death unless specifically qualified in writing by Vishay. Customers using or selling Vishay products not expressly indicated for use in such applications do so at their own risk. Please contact authorized Vishay personnel to obtain written terms and conditions regarding products designed for such applications.

No license, express or implied, by estoppel or otherwise, to any intellectual property rights is granted by this document or by any conduct of Vishay. Product names and markings noted herein may be trademarks of their respective owners.

## OUR CERTIFICATE

DiGi provide top-quality products and perfect service for customer worldwide through standardization, technological innovation and continuous improvement. DiGi through third-party certification, we stricly control the quality of products and services. Welcome your RFQ to

Email: [Info@DiGi-Electronics.com](mailto:Info@DiGi-Electronics.com)



Tel: +00 852-30501935

RFQ Email: [Info@DiGi-Electronics.com](mailto:Info@DiGi-Electronics.com)

DiGi is a global authorized distributor of electronic components.