

ISC1812RV2R7K Datasheet

www.digi-electronics.com



<https://www.DiGi-Electronics.com>

DiGi Electronics Part Number	ISC1812RV2R7K-DG
Manufacturer	Vishay Dale
Manufacturer Product Number	ISC1812RV2R7K
Description	FIXED IND 2.7UH 378MA 490MOHM SM
Detailed Description	2.7 μ H Shielded Drum Core, Wirewound Inductor 37 8 mA 490mOhm Max 1812 (4532 Metric)



Tel: +00 852-30501935

RFQ Email: Info@DiGi-Electronics.com

DiGi is a global authorized distributor of electronic components.

Purchase and inquiry

Manufacturer Product Number:

ISC1812RV2R7K

Series:

ISC-1812

Type:

Drum Core, Wirewound

Inductance:

2.7 μ H

Current Rating (Amps):

378 mA

Shielding:

Shielded

Q @ Freq:

30 @ 7.96MHz

Ratings:

-

Inductance Frequency - Test:

7.96 MHz

Package / Case:

1812 (4532 Metric)

Size / Dimension:

0.177" L x 0.126" W (4.50mm x 3.20mm)

Manufacturer:

Vishay Dale

Product Status:

Active

Material - Core:

Iron Powder

Tolerance:

\pm 10%

Current - Saturation (Isat):

-

DC Resistance (DCR):

490mOhm Max

Frequency - Self Resonant:

67MHz

Operating Temperature:

-55°C ~ 125°C

Mounting Type:

Surface Mount

Supplier Device Package:

1812

Height - Seated (Max):

0.134" (3.40mm)

Environmental & Export classification

RoHS Status:

RoHS non-compliant

REACH Status:

REACH Affected

HTSUS:

8504.50.8000

Moisture Sensitivity Level (MSL):


1 (Unlimited)

ECCN:

EAR99



Wirewound, Surface-Mount, Molded, Shielded Inductors



STANDARD ELECTRICAL SPECIFICATIONS						
IND. (μH)	TOL.	TEST FREQ. (MHz)	Q MIN.	SRF MIN. (MHz)	DCR MAX. (Ω)	RATED DC CURRENT (mA) ⁽¹⁾
		L & Q				
0.10	± 20 %	25.2	30	460	0.23	552
0.12	± 20 %	25.2	30	400	0.26	519
0.15	± 20 %	25.2	30	390	0.29	491
0.18	± 20 %	25.2	30	350	0.32	468
0.22	± 20 %	25.2	30	310	0.36	441
0.33	± 20 %	25.2	30	280	0.40	418
0.39	± 20 %	25.2	30	240	0.45	394
0.47	± 20 %	25.2	30	215	0.60	342
0.56	± 20 %	25.2	30	205	0.75	306
0.68	± 20 %	25.2	30	195	0.80	296
0.82	± 20 %	25.2	30	165	0.95	271
0.8	± 20 %	25.2	30	155	1.20	242
1.0	± 10 %	7.96	30	140	0.35	447
1.2	± 10 %	7.96	30	120	0.38	429
1.5	± 10 %	7.96	30	100	0.40	418
1.8	± 10 %	7.96	30	90.0	0.43	403
2.2	± 10 %	7.96	30	80.0	0.46	390
2.7	± 10 %	7.96	30	67.0	0.49	378
3.3	± 10 %	7.96	30	61.0	0.55	357
3.9	± 10 %	7.96	30	56.0	0.59	344
4.7	± 10 %	7.96	30	50.0	0.62	336
5.6	± 10 %	7.96	30	40.0	0.69	333
6.8	± 10 %	7.96	30	32.0	0.75	306
8.2	± 10 %	7.96	30	30.0	0.82	292
10.0	± 10 %	2.52	50	25.0	0.90	279
12.0	± 10 %	2.52	50	22.0	1.00	265
15.0	± 10 %	2.52	50	18.0	1.10	252
18.0	± 10 %	2.52	50	15.0	1.24	238
22.0	± 10 %	2.52	50	14.0	1.36	227
27.0	± 10 %	2.52	40	13.0	1.56	212
33.0	± 10 %	2.52	40	12.0	1.72	202
39.0	± 10 %	2.52	40	11.0	1.89	192
47.0	± 10 %	2.52	40	9.0	2.10	183
56.0	± 10 %	2.52	40	8.0	2.34	173
68.0	± 10 %	2.52	40	7.6	2.60	164
82.0	± 10 %	2.52	40	7.2	2.86	156
100.0	± 10 %	0.796	40	7.0	3.25	147
120.0	± 10 %	0.796	40	6.0	3.64	139
150.0	± 10 %	0.796	40	5.0	4.16	130
180.0	± 10 %	0.796	40	4.5	5.72	111
220.0	± 10 %	0.796	40	4.2	6.30	105
270.0	± 10 %	0.796	40	4.0	6.90	101
330.0	± 10 %	0.796	40	3.7	7.54	96
390.0	± 10 %	0.796	40	3.5	8.20	92
470.0	± 10 %	0.796	40	3.3	9.20	87
560.0	± 10 %	0.796	30	2.8	10.50	82
680.0	± 10 %	0.796	40	2.6	12.00	76
820.0	± 10 %	0.796	30	2.2	13.50	72
1000.0	± 10 %	0.252	30	2.0	16.00	66

Note

(1) Rated DC current based on the maximum temperature rise, not to exceed 40 °C at +85 °C ambient

FEATURES

- Molded construction provides superior strength and moisture resistance
- Tape and reel packaging for automatic handling, 2000/reel, EIA-481
- Compatible with vapor phase and infrared reflow soldering
- Shielded construction minimizes coupling to other components
- Material categorization: for definitions of compliance please see www.vishay.com/doc?99912



RoHS COMPLIANT
HALOGEN FREE

ELECTRICAL SPECIFICATIONS

Inductance range: 0.10 μH to 1000 μH

Special tolerances available upon request

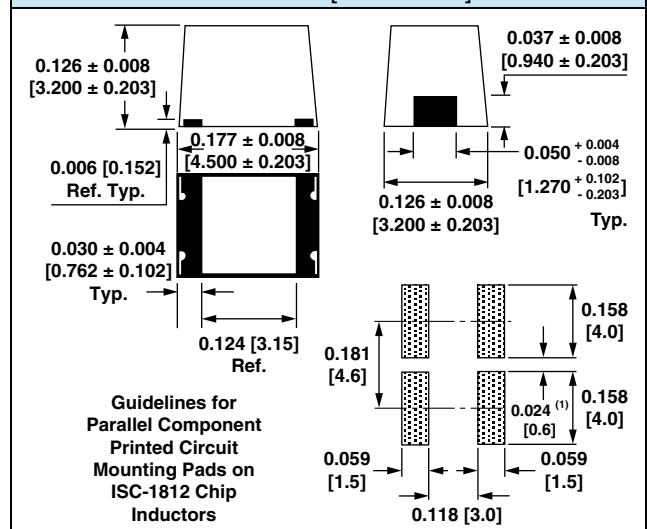
Operating temperature: -55 °C to +125 °C

Coilform material: non-magnetic for 0.10 μH to 0.82 μH; powdered iron for 1.0 μH to 22 μH; ferrite for 27 μH to 1000 μH

TEST EQUIPMENT

- H/P 4342A Q meter with Vishay Dale test fixture or equivalent
- H/P 4191A RF impedance analyzer (for SRF measurements)
- Wheatstone bridge

DIMENSIONS in inches [millimeters]

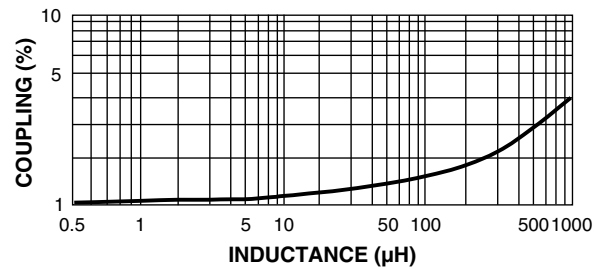


Note

(1) Recommended minimum spacing between components

PART MARKING

- Vishay Dale
- Inductance code
- Date code

**COUPLING SPECIFICATIONS** (maximum)**DESCRIPTION**

ISC-1812	10 μH	± 10 %	ER	e3
MODEL	INDUCTANCE VALUE	INDUCTANCE TOLERANCE	PACKAGE CODE	JEDEC® LEAD (Pb)-FREE STANDARD

GLOBAL PART NUMBER

I	S	C
---	---	---

PRODUCT
FAMILY

1	8	1	2
---	---	---	---

SIZE

E	R
---	---

PACKAGE
CODE

1	0	0
---	---	---

INDUCTANCE
VALUE

K

TOL.



Disclaimer

ALL PRODUCT, PRODUCT SPECIFICATIONS AND DATA ARE SUBJECT TO CHANGE WITHOUT NOTICE TO IMPROVE RELIABILITY, FUNCTION OR DESIGN OR OTHERWISE.

Vishay Intertechnology, Inc., its affiliates, agents, and employees, and all persons acting on its or their behalf (collectively, "Vishay"), disclaim any and all liability for any errors, inaccuracies or incompleteness contained in any datasheet or in any other disclosure relating to any product.

Vishay makes no warranty, representation or guarantee regarding the suitability of the products for any particular purpose or the continuing production of any product. To the maximum extent permitted by applicable law, Vishay disclaims (i) any and all liability arising out of the application or use of any product, (ii) any and all liability, including without limitation special, consequential or incidental damages, and (iii) any and all implied warranties, including warranties of fitness for particular purpose, non-infringement and merchantability.

Statements regarding the suitability of products for certain types of applications are based on Vishay's knowledge of typical requirements that are often placed on Vishay products in generic applications. Such statements are not binding statements about the suitability of products for a particular application. It is the customer's responsibility to validate that a particular product with the properties described in the product specification is suitable for use in a particular application. Parameters provided in datasheets and / or specifications may vary in different applications and performance may vary over time. All operating parameters, including typical parameters, must be validated for each customer application by the customer's technical experts. Product specifications do not expand or otherwise modify Vishay's terms and conditions of purchase, including but not limited to the warranty expressed therein.

Hyperlinks included in this datasheet may direct users to third-party websites. These links are provided as a convenience and for informational purposes only. Inclusion of these hyperlinks does not constitute an endorsement or an approval by Vishay of any of the products, services or opinions of the corporation, organization or individual associated with the third-party website. Vishay disclaims any and all liability and bears no responsibility for the accuracy, legality or content of the third-party website or for that of subsequent links.

Vishay products are not designed for use in life-saving or life-sustaining applications or any application in which the failure of the Vishay product could result in personal injury or death unless specifically qualified in writing by Vishay. Customers using or selling Vishay products not expressly indicated for use in such applications do so at their own risk. Please contact authorized Vishay personnel to obtain written terms and conditions regarding products designed for such applications.

No license, express or implied, by estoppel or otherwise, to any intellectual property rights is granted by this document or by any conduct of Vishay. Product names and markings noted herein may be trademarks of their respective owners.

OUR CERTIFICATE

DiGi provide top-quality products and perfect service for customer worldwide through standardization, technological innovation and continuous improvement. DiGi through third-party certification, we strictly control the quality of products and services. Welcome your RFQ to

Email: Info@DiGi-Electronics.com



Tel: +00 852-30501935

RFQ Email: Info@DiGi-Electronics.com

DiGi is a global authorized distributor of electronic components.