

# RNC50J1652FSRE6 Datasheet



<https://www.DiGi-Electronics.com>

DiGi Electronics Part Number	RNC50J1652FSRE6-DG
Manufacturer	<a href="#">Vishay Dale</a>
Manufacturer Product Number	RNC50J1652FSRE6
Description	RES 16.5K OHM 1/10W 1% AXIAL
Detailed Description	16.5 kOhms $\pm$ 1% 0.1W, 1/10W Through Hole Resistor Axial Military, Moisture Resistant, Weldable Metal Film

This model RNC50J1652FSRE6 is available at DiGi.Electronics.

DiGi Electronics offers a global database of semiconductor and electronic component datasheets.

We welcome your inquiries regarding pricing, lead time, or other product-related questions.

 [Request a Quote](#)

 [Datasheet Search](#)



Tel: +00 852-30501935

RFQ Email: [Info@DiGi-Electronics.com](mailto:Info@DiGi-Electronics.com)

DiGi is a global authorized distributor of electronic components.

## Purchase and inquiry

Manufacturer Product Number:

RNC50J1652FSRE6

Series:

Military, MIL-PRF-55182/07, RNC50

Resistance:

16.5 kOhms

Power (Watts):

0.1W, 1/10W

Features:

Military, Moisture Resistant, Weldable

Operating Temperature:

-65°C ~ 175°C

Supplier Device Package:

Axial

Height - Seated (Max):

-

Failure Rate:

S (0.001%)

Manufacturer:

Vishay Dale

Product Status:

Active

Tolerance:

±1%

Composition:

Metal Film

Temperature Coefficient:

±25ppm/°C

Package / Case:

Axial

Size / Dimension:

0.070" Dia x 0.150" L (1.78mm x 3.81mm)

Number of Terminations:

2

Base Product Number:

RNC50

## Environmental & Export classification

RoHS Status:

RoHS non-compliant

ECCN:

EAR99

Moisture Sensitivity Level (MSL):


Not Applicable

HTSUS:

8533.21.0090



## Metal Film Resistors, Axial, Military/Established Reliability, MIL-PRF-55182 Qualified, Precision, Type RNC, Characteristics J, H, K



### FEATURES

- Meets requirements of MIL-PRF-55182
- Very low noise (-40 dB)
- Verified failure rate (contact factory for current level)
- 100 % stabilization and screening tests. Group A testing, if desired, to customer requirements
- Controlled temperature coefficient
- Epoxy coating provides superior moisture protection
- Standard lead on RNC product is solderable and weldable
- Traceability of materials and processing
- Monthly acceptance testing
- Vishay Dale has complete capability to develop specific reliability programs designed to customer requirements
- Extensive stocking program at distributors and factory on RNC50, RNC55, RNC60 and RNC65
- For MIL-PRF-55182 characteristics E and C product, see Vishay Angstrom's HDN (Military RNR/RNN) datasheet ([www.vishay.com/doc?66001](http://www.vishay.com/doc?66001))

### STANDARD ELECTRICAL SPECIFICATIONS

GLOBAL MODEL	MIL-PRF-55182 STYLE	MIL SPEC. SHEET	POWER RATING $P_{70^{\circ}\text{C}}$ W	POWER RATING $P_{125^{\circ}\text{C}}$ W	TOLERANCE <sup>(4)</sup> ± %	MAXIMUM WORKING VOLTAGE <sup>(2)</sup> V	RESISTANCE RANGE Ω	TEMPERATURE COEFFICIENT ± ppm/°C	LIFE FAILURE RATE <sup>(1)</sup>
ERC50, ERC50..31 <sup>(3)</sup>	RNC50, RNR50	07	0.10	0.05	0.1, 0.5, 1	200	10 to 796K	100 (K), 50 (H), 25 (J)	M, P, R, S
ERC55, ERC55..65 <sup>(3)</sup>	RNC55, RNR55	01	0.125	0.10	0.1, 0.5, 1	200	10 to 2M	100 (K), 50 (H), 25 (J)	M, P, R, S
ERC55..200, ERC55..201 <sup>(3)</sup>	RNC60, RNR60	03	0.25	0.125	0.1, 0.5, 1	250	10 to 2M	100 (K), 50 (H), 25 (J)	M, P, R, S
							2.01M to 3.01M	100 (K), 50 (H), 25 (J)	M
ERC65, ERC65..65 <sup>(3)</sup>	RNC65, RNR65	05	0.50	0.25	0.1, 0.5, 1	300	10 to 3.01M	100 (K), 50 (H), 25 (J)	M, P, R
ERC70 ERC70..4 <sup>(3)</sup>	RNC70, RNR70	06	0.75	0.50	0.1, 0.5, 1	350	10 to 3.01M	100 (K), 50 (H), 25 (J)	M, P, R

### Notes

- <sup>(1)</sup> Consult factory for current QPL failure rates.
- <sup>(2)</sup> Continuous working voltage shall be  $\sqrt{P \times R}$  or maximum working voltage, whichever is less.
- <sup>(3)</sup> Hot solder dipped leads.
- <sup>(4)</sup> Tolerance of ± 0.1 % is not applicable to characteristics K.

### TECHNICAL SPECIFICATIONS

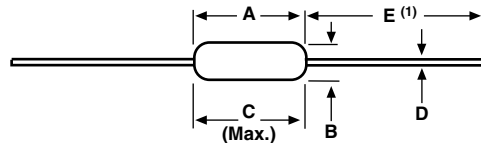
PARAMETER	UNIT	CONDITION
Voltage Coefficient, max.	ppm/V	5/V when measured between 10 % and full rated voltage
Dielectric Strength	$V_{AC}$	RNC50, RNC55 and RNC60 = 450; RNC65 and RNC70 = 900
Insulations Resistance	Ω	≥ 10 <sup>11</sup> dry; ≥ 10 <sup>9</sup> after moisture test
Operating Temperature Range	°C	-65 to +175
Terminal Strength	lb	2 lb pull test on RNC50, RNC55, RNC60 and RNC65; 4.5 lb pull test on RNC70
Solderability		Continuous satisfactory coverage when tested in accordance with MIL-STD-202, method 208
Weight	g	RNC50 = 0.11; RNC55 = 0.35; RNC60 = 0.35; RNC65 = 0.84; RNC70 = 1.06



GLOBAL PART NUMBER INFORMATION																	
New Global Part Numbering: RNC55H2152FRR36 (preferred part numbering format)																	
R	N	C	5	5	H	2	1	5	2	F	R	R	3	6			
MIL STYLE	CHARACTERISTICS	RESISTANCE VALUE	TOLERANCE CODE	FAILURE RATE	PACKAGING	SPECIAL											
RNC = solderable / weldable RNR = solderable only (see Standard Electrical Specifications table)	J = ± 25 ppm H = ± 50 ppm K = ± 100 ppm	3 digit significant figure, followed by a multiplier Use "R" for values < 100 Ω 10R0 = 10 Ω 2152 = 21.5 kΩ 3014 = 3.01 MΩ	B = ± 0.1 % D = ± 0.5 % F = ± 1 %	M = 1.0 % / 1000 h P = 0.1 % / 1000 h R = 0.01 % / 1000 h S = 0.001 % / 1000 h	B14 = tin / lead, bulk BSL = tin / lead, bulk, single lot date code R36 = tin / lead, T/R (full; 50, 55, 60) R64 = tin / lead, T/R (full; 65, 70) RE6 = tin / lead, T/R (1000 pieces) RSL = tin / lead, T/R, single lot date code	Blank = standard (Dash number) (Up to 3 digits) From 1 to 999 as applicable 4 = hot solder dip (70's) 31 = hot solder dip (50's) 65 = hot solder dip (55's, 65's) 201 = hot solder dip (60's)											
Historical Part Number Example: RNC55H2152FR R36 (will continue to be accepted)																	
RNC55	H	2152	F	R	R36												
MIL STYLE	CHARACTERISTIC	RESISTANCE VALUE	TOLERANCE CODE	FAILURE RATE	PACKAGING												

**Note**

- For additional information on packaging, refer to the Through Hole Resistor Packaging document ([www.vishay.com/doc?31544](http://www.vishay.com/doc?31544))

**DIMENSIONS** in inches (millimeters)**Note**

- (1) Lead length for product in bulk pack. For product supplied in tape and reel, the actual lead length would be based on the body size, tape spacing, and lead trim

VISHAY DALE MODEL	MIL-PRF-55182 STYLE	A	B	C (MAX.)	D	E
ERC50	RNC50, RNR50	0.150 ± 0.020 (3.81 ± 0.51)	0.070 ± 0.010 (1.78 ± 0.25)	0.187 (4.75)	0.016 ± 0.002 (0.41 ± 0.05)	1.25 ± 0.266 (31.75 ± 6.76)
ERC55	RNC55, RNR55	0.250 + 0.031 - 0.046 (6.35 + 0.79 - 1.17)	0.094 ± 0.012 (2.39 ± 0.30)	0.379 (9.62)	0.025 ± 0.002 (0.64 ± 0.05)	1.50 ± 0.125 (38.1 ± 3.18)
ERC55..200	RNC60, RNR60	0.280 ± 0.020 (7.11 ± 0.51)	0.097 ± 0.012 (2.46 ± 0.30)	0.350 (8.89)	0.025 ± 0.002 (0.64 ± 0.05)	1.50 ± 0.125 (38.1 ± 3.18)
ERC65	RNC65, RNR65	0.562 ± 0.031 (14.27 ± 0.79)	0.180 ± 0.015 (4.57 ± 0.38)	0.687 (17.45)	0.025 ± 0.002 (0.64 ± 0.05)	1.50 ± 0.125 (38.1 ± 3.18)
ERC70	RNC70, RNR70	0.562 ± 0.031 (14.27 ± 0.79)	0.180 ± 0.015 (4.57 ± 0.38)	0.687 (17.45)	0.032 ± 0.002 (0.81 ± 0.05)	1.50 ± 0.125 (38.1 ± 3.18)

**MATERIAL SPECIFICATIONS**

Element	Vacuum-deposited nickel-chrome alloy
Core	Fire-cleaned high purity ceramic
Encapsulation	Specially formulated epoxy compound
Termination	Standard lead material is solder-coated copper. Solderable and weldable per MIL-STD-1276, type C

**POWER RATING**

Power ratings are based on the following two conditions:

- ± 2.0 % maximum  $\Delta R$  in 10 000 h load life
- +175 °C maximum operating temperature

**APPLICABLE MIL-SPECIFICATIONS****MIL-PRF-55182:**

The ERC series meets the electrical, environmental and dimensional requirements of MIL-PRF-55182.

**MIL-R-10509:**

MIL-PRF-55182 supersedes MIL-R-10509 on new designs. The ERC series meets or exceeds MIL-R-10509 requirements.

**DOCUMENTATION:**

Qualification and failure rate verification test data is maintained by Vishay Dale and is available upon request. Lot traceability and identification data is maintained by Vishay Dale for five years.

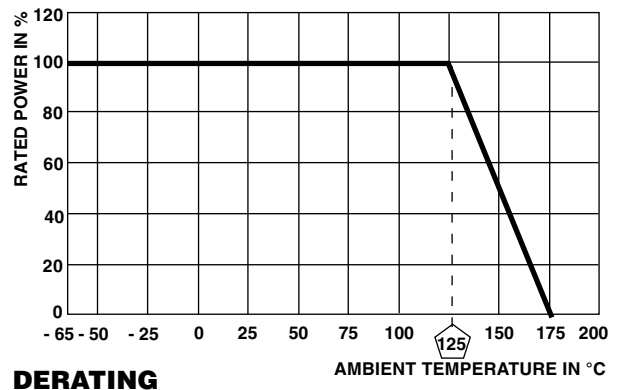
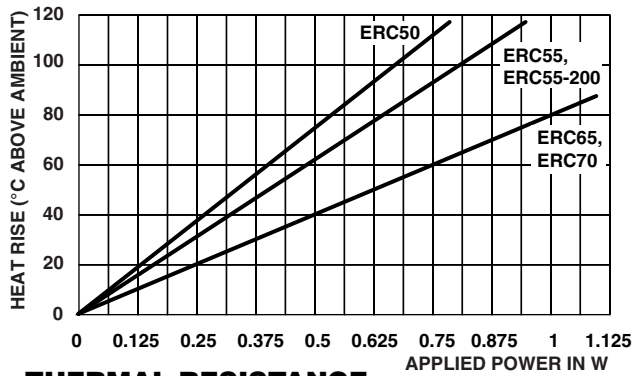
**CAGE CODE: 91637**


[www.vishay.com](http://www.vishay.com)

# ERC (Military RNC/RNR)

Vishay Dale

Vishay Dale ERC resistors have an operating temperature range of -65 °C to +175 °C. They must be derated according to the following curve:



## MARKING (per MIL-PRF-55182)

Characteristics: K = 100 ppm, H = 50 ppm, J = 25 ppm

Tolerance: F = 1 %, D = 0.5 %, B = 0.1 %

Value = three significant figures and multiplier

J = JAN (Joint Army - Navy) brand

RNC/RNR50, 55 (4 lines)

D	Manufacturer's code
210H	3 digit date code and characteristic
1003	Value
FSCJ	Tolerance, failure rate, lead material and JAN

RNC/RNR60, 65, 70 (5 lines)

91637	CAGE code
1213J	4 digit date code and JAN
RNC60J	Style and characteristic
1211FS	Value, tolerance, and failure rate
1209A	Production lot code



## Disclaimer

ALL PRODUCT, PRODUCT SPECIFICATIONS AND DATA ARE SUBJECT TO CHANGE WITHOUT NOTICE TO IMPROVE RELIABILITY, FUNCTION OR DESIGN OR OTHERWISE.

Vishay Intertechnology, Inc., its affiliates, agents, and employees, and all persons acting on its or their behalf (collectively, "Vishay"), disclaim any and all liability for any errors, inaccuracies or incompleteness contained in any datasheet or in any other disclosure relating to any product.

Vishay makes no warranty, representation or guarantee regarding the suitability of the products for any particular purpose or the continuing production of any product. To the maximum extent permitted by applicable law, Vishay disclaims (i) any and all liability arising out of the application or use of any product, (ii) any and all liability, including without limitation special, consequential or incidental damages, and (iii) any and all implied warranties, including warranties of fitness for particular purpose, non-infringement and merchantability.

Statements regarding the suitability of products for certain types of applications are based on Vishay's knowledge of typical requirements that are often placed on Vishay products in generic applications. Such statements are not binding statements about the suitability of products for a particular application. It is the customer's responsibility to validate that a particular product with the properties described in the product specification is suitable for use in a particular application. Parameters provided in datasheets and / or specifications may vary in different applications and performance may vary over time. All operating parameters, including typical parameters, must be validated for each customer application by the customer's technical experts. Product specifications do not expand or otherwise modify Vishay's terms and conditions of purchase, including but not limited to the warranty expressed therein.

Hyperlinks included in this datasheet may direct users to third-party websites. These links are provided as a convenience and for informational purposes only. Inclusion of these hyperlinks does not constitute an endorsement or an approval by Vishay of any of the products, services or opinions of the corporation, organization or individual associated with the third-party website. Vishay disclaims any and all liability and bears no responsibility for the accuracy, legality or content of the third-party website or for that of subsequent links.

Vishay products are not designed for use in life-saving or life-sustaining applications or any application in which the failure of the Vishay product could result in personal injury or death unless specifically qualified in writing by Vishay. Customers using or selling Vishay products not expressly indicated for use in such applications do so at their own risk. Please contact authorized Vishay personnel to obtain written terms and conditions regarding products designed for such applications.

No license, express or implied, by estoppel or otherwise, to any intellectual property rights is granted by this document or by any conduct of Vishay. Product names and markings noted herein may be trademarks of their respective owners.

## OUR CERTIFICATE

DiGi provide top-quality products and perfect service for customer worldwide through standardization, technological innovation and continuous improvement. DiGi through third-party certification, we strictly control the quality of products and services. Welcome your RFQ to

Email: [Info@DiGi-Electronics.com](mailto:Info@DiGi-Electronics.com)



Tel: +00 852-30501935

RFQ Email: [Info@DiGi-Electronics.com](mailto:Info@DiGi-Electronics.com)

DiGi is a global authorized distributor of electronic components.