


# GI1-1600GP-E3/54 Datasheet



<https://www.DiGi-Electronics.com>

DiGi Electronics Part Number	GI1-1600GP-E3/54-DG
Manufacturer	<a href="#">Vishay General Semiconductor - Diodes Division</a>
Manufacturer Product Number	GI1-1600GP-E3/54
Description	DIODE GEN PURP 1.6KV 1A DO204AC
Detailed Description	Diode 1600 V 1A Through Hole DO-204AC (DO-15)

This model GI1-1600GP-E3/54 is available at DiGi Electronics.

DiGi Electronics offers a global database of semiconductor and electronic component datasheets.

We welcome your inquiries regarding pricing, lead time, or other product-related questions.

 [Request a Quote](#)

 [Datasheet Search](#)



Tel: +00 852-30501935

RFQ Email: [Info@DiGi-Electronics.com](mailto:Info@DiGi-Electronics.com)

DiGi is a global authorized distributor of electronic components.

## Purchase and inquiry

**Manufacturer Product Number:**

GI1-1600GP-E3/54

**Series:**

SUPERECTIFIER®

**Technology:**

Standard

**Current - Average Rectified (Io):**

1A

**Speed:**

Standard Recovery &gt;500ns, &gt; 200mA (Io)

**Current - Reverse Leakage @ Vr:**

10 µA @ 1600 V

**Mounting Type:**

Through Hole

**Supplier Device Package:**

DO-204AC (DO-15)

**Base Product Number:**

GI1

**Manufacturer:**

Vishay General Semiconductor - Diodes Division

**Product Status:**

Active

**Voltage - DC Reverse (Vr) (Max):**

1600 V

**Voltage - Forward (Vf) (Max) @ If:**

1.1 V @ 1 A

**Reverse Recovery Time (trr):**

1.5 µs

**Capacitance @ Vr, F:**

-

**Package / Case:**

DO-204AC, DO-15, Axial

**Operating Temperature - Junction:**

-65°C ~ 175°C

## Environmental & Export classification

**RoHS Status:**

ROHS3 Compliant

**REACH Status:**

REACH Unaffected

**HTSUS:**

8541.10.0080

**Moisture Sensitivity Level (MSL):**

1 (Unlimited)

**ECCN:**

EAR99

## Miniature High Voltage Glass Passivated Plastic Rectifier



### FEATURES

- Superrectifier structure for high reliability application
- Cavity-free glass-passivated junction
- Low forward voltage drop
- Typical  $I_R$  less than 0.1  $\mu$ A
- High forward surge capability
- Solder dip 275 °C max. 10 s, per JESD 22-B106
- Material categorization: for definitions of compliance please see [www.vishay.com/doc?99912](http://www.vishay.com/doc?99912)


**RoHS**  
COMPLIANT

### TYPICAL APPLICATIONS

For use in high voltage rectification of power supplies, inverters, converters, freewheeling diodes applications

### MECHANICAL DATA

**Case:** DO-15 (DO-204AC), molded epoxy over glass body  
Molding compound meets UL 94 V-0 flammability rating  
Base P/N-E3 - RoHS-compliant, commercial grade

**Terminals:** matte tin plated leads, solderable per J-STD-002 and JESD 22-B102  
E3 suffix meets JESD 201 class 1A whisker test

**Polarity:** color band denotes cathode end

PRIMARY CHARACTERISTICS	
$I_{F(AV)}$	1.0 A
$V_{RRM}$	1200 V, 1400 V, 1600 V
$I_{FSM}$	30 A
$I_R$	10 $\mu$ A
$V_F$	1.1 V
$T_J$ max.	175 °C
Package	DO-15 (DO-204AC)
Circuit configuration	Single

MAXIMUM RATINGS ( $T_A = 25$ °C unless otherwise noted)					
PARAMETER	SYMBOL	GI1-1200GP	GI1-1400GP	GI1-1600GP	UNIT
Maximum repetitive peak reverse voltage	$V_{RRM}$	1200	1400	1600	V
Maximum RMS voltage	$V_{RMS}$	840	980	1120	V
Maximum DC blocking voltage	$V_{DC}$	1200	1400	1600	V
Maximum average forward rectified current 0.375" (9.5 mm) lead length at $T_A = 75$ °C	$I_{F(AV)}$	1.0			A
Peak forward surge current 8.3 ms single half sine-wave superimposed on rated load	$I_{FSM}$	30			A
Operating junction and storage temperature range	$T_J, T_{STG}$	-65 to +175			°C



<b>ELECTRICAL CHARACTERISTICS</b> ( $T_A = 25\text{ }^\circ\text{C}$ unless otherwise noted)						
PARAMETER	TEST CONDITIONS	SYMBOL	GI1-1200GP	GI1-1400GP	GI1-1600GP	UNIT
Maximum instantaneous forward voltage	$I_F = 1.0\text{ A}$	$V_F^{(1)}$	1.1			V
	$I_F = 3.14\text{ A}$		1.3			
Maximum reverse current	Rated $V_R$	$T_A = 25\text{ }^\circ\text{C}$	10			$\mu\text{A}$
		$T_A = 100\text{ }^\circ\text{C}$	100			
Maximum reverse recovery time	$I_{FM} = 20\text{ mA}$ , $I_{RM} = 2\text{ mA}$	$t_{rr}$	25			$\mu\text{s}$
Reverse recovery time	$I_F = 0.5\text{ A}$ , $I_R = 1.0\text{ A}$ , $I_{rr} = 0.25\text{ A}$	typical	0.7			$\mu\text{s}$
		maximum	1.5			
Maximum forward recovery time	$I_{FM} = 20\text{ mA}$	$t_{fr}$	1.0			$\mu\text{s}$
Typical junction capacitance	4.0 V, 1 MHz	$C_J$	15			pF

**Note**

(1) Pulse test: 300  $\mu\text{s}$  pulse width, 1 % duty cycle

<b>THERMAL CHARACTERISTICS</b> ( $T_A = 25\text{ }^\circ\text{C}$ unless otherwise noted)						
PARAMETER	SYMBOL	GI1-1200GP	GI1-1400GP	GI1-1600GP	UNIT	
Typical thermal resistance	$R_{\theta JA}^{(1)}$	55			$^\circ\text{C/W}$	

**Note**

(1) Thermal resistance from junction to ambient at 0.375" (9.5 mm) lead length, PCB mounted

<b>ORDERING INFORMATION</b> (Example)				
PREFERRED P/N	UNIT WEIGHT (g)	PREFERRED PACKAGE CODE	BASE QUANTITY	DELIVERY MODE
GI1-1200-E3/54	0.425	54	4000	13" diameter paper tape and reel
GI1-1200-E3/73	0.425	73	2000	Ammo pack packaging



**RATINGS AND CHARACTERISTICS CURVES** ( $T_A = 25\text{ }^\circ\text{C}$  unless otherwise noted)

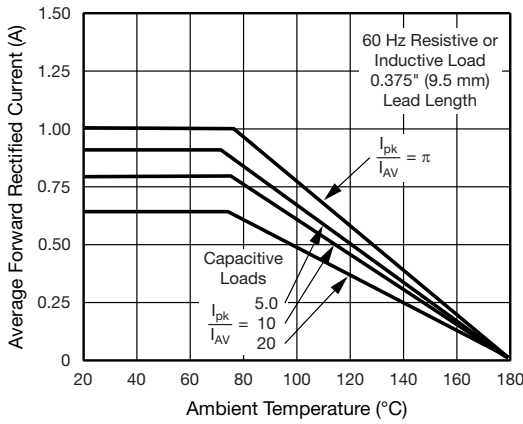


Fig. 1 - Forward Current Derating Curve

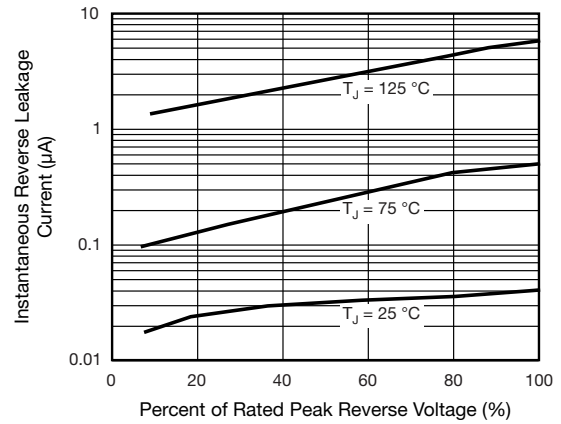


Fig. 4 - Typical Reverse Characteristics

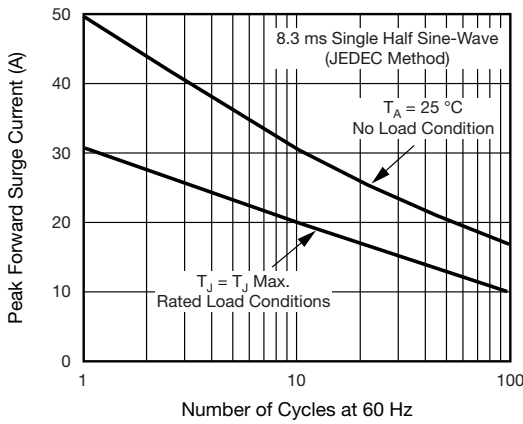


Fig. 2 - Maximum Non-Repetitive Peak Forward Surge Current

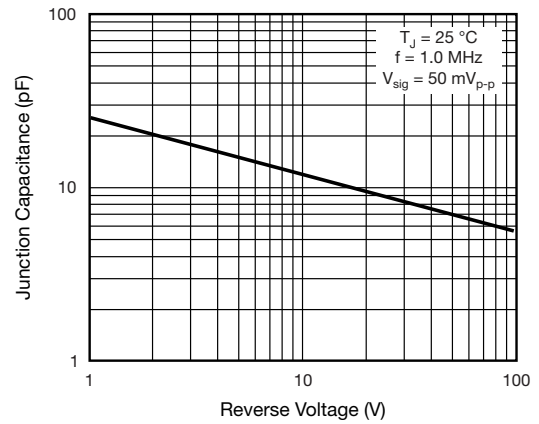


Fig. 5 - Typical Junction Capacitance

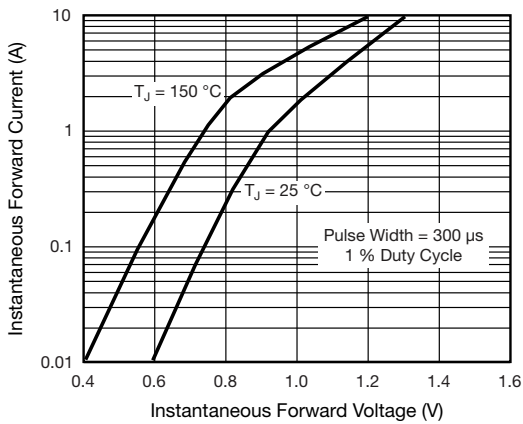
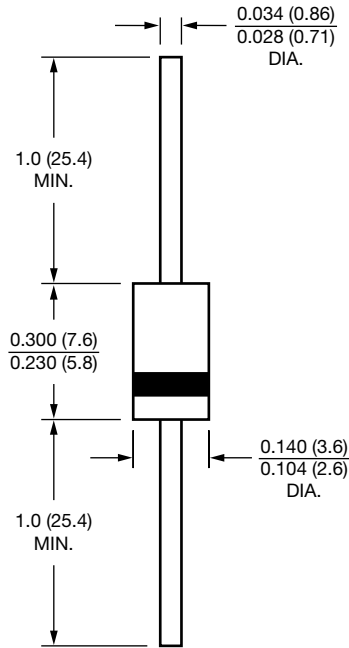


Fig. 3 - Typical Instantaneous Forward Characteristics



## PACKAGE OUTLINE DIMENSIONS in inches (millimeters)

### DO-15 (DO-204AC)





## Disclaimer

ALL PRODUCT, PRODUCT SPECIFICATIONS AND DATA ARE SUBJECT TO CHANGE WITHOUT NOTICE TO IMPROVE RELIABILITY, FUNCTION OR DESIGN OR OTHERWISE.

Vishay Intertechnology, Inc., its affiliates, agents, and employees, and all persons acting on its or their behalf (collectively, "Vishay"), disclaim any and all liability for any errors, inaccuracies or incompleteness contained in any datasheet or in any other disclosure relating to any product.

Vishay makes no warranty, representation or guarantee regarding the suitability of the products for any particular purpose or the continuing production of any product. To the maximum extent permitted by applicable law, Vishay disclaims (i) any and all liability arising out of the application or use of any product, (ii) any and all liability, including without limitation special, consequential or incidental damages, and (iii) any and all implied warranties, including warranties of fitness for particular purpose, non-infringement and merchantability.

Statements regarding the suitability of products for certain types of applications are based on Vishay's knowledge of typical requirements that are often placed on Vishay products in generic applications. Such statements are not binding statements about the suitability of products for a particular application. It is the customer's responsibility to validate that a particular product with the properties described in the product specification is suitable for use in a particular application. Parameters provided in datasheets and / or specifications may vary in different applications and performance may vary over time. All operating parameters, including typical parameters, must be validated for each customer application by the customer's technical experts. Product specifications do not expand or otherwise modify Vishay's terms and conditions of purchase, including but not limited to the warranty expressed therein.

Hyperlinks included in this datasheet may direct users to third-party websites. These links are provided as a convenience and for informational purposes only. Inclusion of these hyperlinks does not constitute an endorsement or an approval by Vishay of any of the products, services or opinions of the corporation, organization or individual associated with the third-party website. Vishay disclaims any and all liability and bears no responsibility for the accuracy, legality or content of the third-party website or for that of subsequent links.

Vishay products are not designed for use in life-saving or life-sustaining applications or any application in which the failure of the Vishay product could result in personal injury or death unless specifically qualified in writing by Vishay. Customers using or selling Vishay products not expressly indicated for use in such applications do so at their own risk. Please contact authorized Vishay personnel to obtain written terms and conditions regarding products designed for such applications.

No license, express or implied, by estoppel or otherwise, to any intellectual property rights is granted by this document or by any conduct of Vishay. Product names and markings noted herein may be trademarks of their respective owners.

## OUR CERTIFICATE

DiGi provide top-quality products and perfect service for customer worldwide through standardization, technological innovation and continuous improvement. DiGi through third-party certification, we stricly control the quality of products and services. Welcome your RFQ to

Email: [Info@DiGi-Electronics.com](mailto:Info@DiGi-Electronics.com)



Tel: +00 852-30501935

RFQ Email: [Info@DiGi-Electronics.com](mailto:Info@DiGi-Electronics.com)

DiGi is a global authorized distributor of electronic components.