

LL42-GS08 Datasheet

www.digi-electronics.com



<https://www.DiGi-Electronics.com>

DiGi Electronics Part Number	LL42-GS08-DG
Manufacturer	Vishay General Semiconductor - Diodes Division
Manufacturer Product Number	LL42-GS08
Description	DIODE SCHOT 30V 200MA SOD80
Detailed Description	Diode 30 V 200mA Surface Mount SOD-80 MiniMELF

This model LL42-GS08 is available at DiGi Electronics.

DiGi Electronics offers a global database of semiconductor and electronic component datasheets.

We welcome your inquiries regarding pricing, lead time, or other product-related questions.

 [Request a Quote](#)

 [Datasheet Search](#)



Tel: +00 852-30501935

RFQ Email: Info@DiGi-Electronics.com

DiGi is a global authorized distributor of electronic components.

Purchase and inquiry

Manufacturer Product Number:

LL42-GS08

Series:

-

Technology:

Schottky

Current - Average Rectified (Io):

200mA

Speed:

Small Signal \leq 200mA (Io), Any Speed

Current - Reverse Leakage @ Vr:

500 nA @ 25 V

Mounting Type:

Surface Mount

Supplier Device Package:

SOD-80 MiniMELF

Base Product Number:

LL42

Manufacturer:

Vishay General Semiconductor - Diodes Division

Product Status:

Active

Voltage - DC Reverse (Vr) (Max):

30 V

Voltage - Forward (Vf) (Max) @ If:

650 mV @ 50 mA

Reverse Recovery Time (trr):

5 ns

Capacitance @ Vr, F:

7pF @ 1V, 1MHz

Package / Case:

DO-213AC, MINI-MELF, SOD-80

Operating Temperature - Junction:

-55°C ~ 125°C

Environmental & Export classification

RoHS Status:

ROHS3 Compliant

REACH Status:

REACH Unaffected

HTSUS:

8541.10.0070

Moisture Sensitivity Level (MSL):

1 (Unlimited)

ECCN:

EAR99



Small Signal Schottky Diode



FEATURES

- For general purpose applications
- These diodes feature very low turn-on voltage and fast switching
- These devices are protected by a PN junction guard ring against excessive voltage, such as electrostatic discharges
- These diodes are also available in the DO-35 (DO-204AH) case with type designations BAT42 to BAT43 and in the SOD-123 case with type designations BAT42W-V to BAT43W-V
- Material categorization: for definitions of compliance please see www.vishay.com/doc?99912



RoHS
COMPLIANT

LINKS TO ADDITIONAL RESOURCES



MECHANICAL DATA

Case: MiniMELF (SOD-80)

Weight: approx. 31 mg

Cathode band color: black

Packaging codes/options:

GS18/10K per 13" reel (8 mm tape), 10K/box

GS08/2.5K per 7" reel (8 mm tape), 12.5K/box

PARTS TABLE

PART	ORDERING CODE	CIRCUIT CONFIGURATION	REMARKS
LL42	LL42-GS18 or LL42-GS08	Single	Tape and reel
LL43	LL43-GS18 or LL43-GS08	Single	Tape and reel

ABSOLUTE MAXIMUM RATINGS ($T_{amb} = 25\text{ }^{\circ}\text{C}$, unless otherwise specified)

PARAMETER	TEST CONDITION	SYMBOL	VALUE	UNIT
Repetitive peak reverse voltage		V_{RRM}	30	V
Forward continuous current ⁽¹⁾		I_F	200	mA
Repetitive peak forward current ⁽¹⁾	$t_p < 1\text{ s}, \delta < 0.5$	I_{FRM}	500	mA
Surge forward current ⁽¹⁾	$t_p = 10\text{ ms}$	I_{FSM}	4	A
Power dissipation ⁽¹⁾	$T_{amb} = 65\text{ }^{\circ}\text{C}$	P_{tot}	200	mW

Note

⁽¹⁾ Valid provided that electrodes are kept at ambient temperature

THERMAL CHARACTERISTICS ($T_{amb} = 25\text{ }^{\circ}\text{C}$, unless otherwise specified)

PARAMETER	TEST CONDITION	SYMBOL	VALUE	UNIT
Thermal resistance junction to ambient air ⁽¹⁾		R_{thJA}	300	K/W
Junction temperature		T_j	125	$^{\circ}\text{C}$
Ambient operating temperature range		T_{amb}	-55 to +125	$^{\circ}\text{C}$
Storage temperature range		T_{stg}	-65 to +150	$^{\circ}\text{C}$

Note

⁽¹⁾ Valid provided that electrodes are kept at ambient temperature



ELECTRICAL CHARACTERISTICS (T _{amb} = 25 °C, unless otherwise specified)							
PARAMETER	TEST CONDITION	PART	SYMBOL	MIN.	TYP.	MAX.	UNIT
Reverse breakdown voltage	I _R = 100 µA (pulsed)		V _(BR)	30			V
Leakage current ⁽¹⁾	V _R = 25 V		I _R			0.5	µA
	V _R = 25 V, T _j = 100 °C		I _R			100	µA
Forward voltage ⁽¹⁾	I _F = 200 mA		V _F			1000	mV
	I _F = 10 mA	LL42	V _F			400	mV
	I _F = 50 mA	LL42	V _F			650	mV
	I _F = 2 mA	LL43	V _F	260		330	mV
	I _F = 15 mA	LL43	V _F			450	mV
Diode capacitance	V _R = 1 V, f = 1 MHz		C _D		7		pF
Reverse recovery time	I _F = 10 mA, I _R = 10 mA, i _R = 1 mA, R _L = 100 Ω		t _{rr}			5	ns
Rectification efficiency	R _L = 15 kΩ, C _L = 300 pF, f = 45 MHz, V _{RF} = 2 V		η _v	80			%

Note

⁽¹⁾ Pulse test t_p < 300 µs, t_p/T < 0.02

TYPICAL CHARACTERISTICS (T_{amb} = 25 °C, unless otherwise specified)

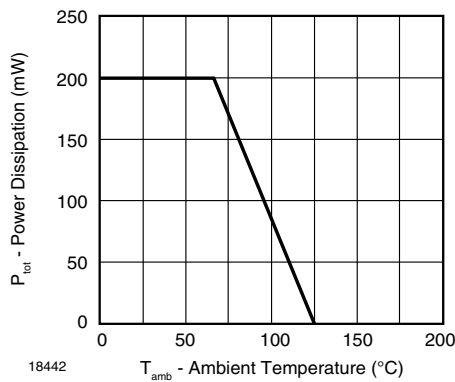


Fig. 1 - Admissible Power Dissipation vs. Ambient Temperature

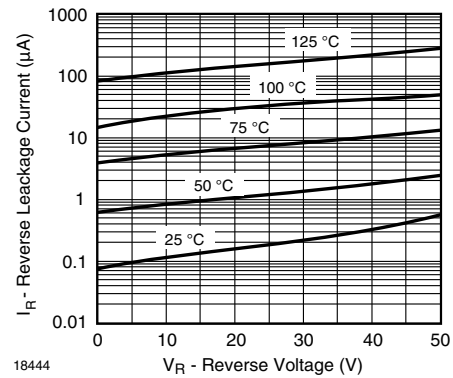


Fig. 3 - Typical Reverse Characteristics

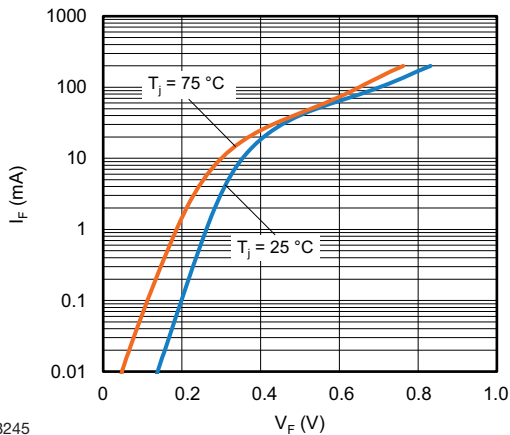


Fig. 2 - Typical Forward Characteristics

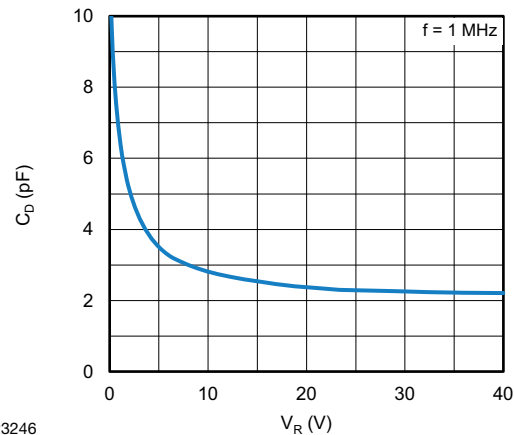
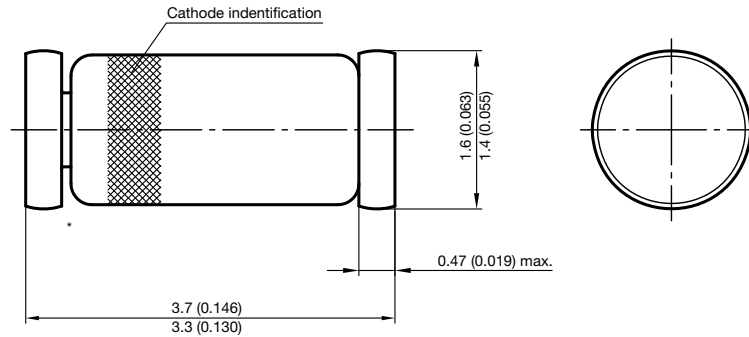


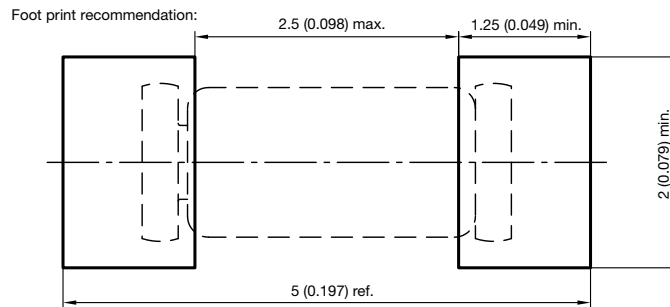
Fig. 4 - Typical Capacitance vs. Reverse Voltage



PACKAGE DIMENSIONS in millimeters (inches): **MiniMELF (SOD-80)**



* The gap between plug and glass can be either on cathode or anode side



Document no.:6.560-5005.01-4
 Rev. 8 - Date: 07.June.2006
 96 12070



Disclaimer

ALL PRODUCT, PRODUCT SPECIFICATIONS AND DATA ARE SUBJECT TO CHANGE WITHOUT NOTICE TO IMPROVE RELIABILITY, FUNCTION OR DESIGN OR OTHERWISE.

Vishay Intertechnology, Inc., its affiliates, agents, and employees, and all persons acting on its or their behalf (collectively, "Vishay"), disclaim any and all liability for any errors, inaccuracies or incompleteness contained in any datasheet or in any other disclosure relating to any product.

Vishay makes no warranty, representation or guarantee regarding the suitability of the products for any particular purpose or the continuing production of any product. To the maximum extent permitted by applicable law, Vishay disclaims (i) any and all liability arising out of the application or use of any product, (ii) any and all liability, including without limitation special, consequential or incidental damages, and (iii) any and all implied warranties, including warranties of fitness for particular purpose, non-infringement and merchantability.

Statements regarding the suitability of products for certain types of applications are based on Vishay's knowledge of typical requirements that are often placed on Vishay products in generic applications. Such statements are not binding statements about the suitability of products for a particular application. It is the customer's responsibility to validate that a particular product with the properties described in the product specification is suitable for use in a particular application. Parameters provided in datasheets and / or specifications may vary in different applications and performance may vary over time. All operating parameters, including typical parameters, must be validated for each customer application by the customer's technical experts. Product specifications do not expand or otherwise modify Vishay's terms and conditions of purchase, including but not limited to the warranty expressed therein.

Hyperlinks included in this datasheet may direct users to third-party websites. These links are provided as a convenience and for informational purposes only. Inclusion of these hyperlinks does not constitute an endorsement or an approval by Vishay of any of the products, services or opinions of the corporation, organization or individual associated with the third-party website. Vishay disclaims any and all liability and bears no responsibility for the accuracy, legality or content of the third-party website or for that of subsequent links.

Vishay products are not designed for use in life-saving or life-sustaining applications or any application in which the failure of the Vishay product could result in personal injury or death unless specifically qualified in writing by Vishay. Customers using or selling Vishay products not expressly indicated for use in such applications do so at their own risk. Please contact authorized Vishay personnel to obtain written terms and conditions regarding products designed for such applications.

No license, express or implied, by estoppel or otherwise, to any intellectual property rights is granted by this document or by any conduct of Vishay. Product names and markings noted herein may be trademarks of their respective owners.

OUR CERTIFICATE

DiGi provide top-quality products and perfect service for customer worldwide through standardization, technological innovation and continuous improvement. DiGi through third-party certification, we stricly control the quality of products and services. Welcome your RFQ to

Email: Info@DiGi-Electronics.com



Tel: +00 852-30501935

RFQ Email: Info@DiGi-Electronics.com

DiGi is a global authorized distributor of electronic components.