

021306.3TXP Datasheet



<https://www.DiGi-Electronics.com>

| | |
|------------------------------|--|
| DiGi Electronics Part Number | 021306.3TXP-DG |
| Manufacturer | Littelfuse Inc. |
| Manufacturer Product Number | 021306.3TXP |
| Description | FUSE GLASS 6.3A 250VAC 5X20MM |
| Detailed Description | 6.3 A 250 V AC DC Fuse Cartridge, Glass Requires Holder 5mm x 20mm |

This model 021306.3TXP is available at DiGi Electronics.

DiGi Electronics offers a global database of semiconductor and electronic component datasheets.

We welcome your inquiries regarding pricing, lead time, or other product-related questions.

 [Request a Quote](#)

 [Datasheet Search](#)



Tel: +00 852-30501935

RFQ Email: Info@DiGi-Electronics.com

DiGi is a global authorized distributor of electronic components.

Purchase and inquiry

Manufacturer Product Number:

021306.3TXP

Series:

213

Mounting Type:

Requires Holder

Current Rating (Amps):

6.3 A

Response Time:

Slow Blow

Breaking Capacity @ Rated Voltage:

63A

Approval Agency:

BSI, CCC, CE, CSA, PSE, SEMKO, UR, VDE

Color:

-

DC Cold Resistance:

0.0095 Ohms

Manufacturer:

Littelfuse Inc.

Product Status:

Active

Fuse Type:

Cartridge, Glass

Voltage Rating - AC:

250 V

Package / Case:

5mm x 20mm

Melting I²t:

600

Operating Temperature:

-55°C ~ 125°C

Size / Dimension:

0.205" Dia x 0.787" L (5.20mm x 20.00mm)

Environmental & Export classification

RoHS Status:

ROHS3 Compliant

REACH Status:

REACH Unaffected

HTSUS:

8536.10.0020

Moisture Sensitivity Level (MSL):

Not Applicable

ECCN:

EAR99

213 Series

5x20 mm, Time-Lag Fuse



Description

The 213 Series is a 5x20mm time-lag, surge-withstand, glass body cartridge fuse that is designed to IEC specifications.

Features & Benefits

- Conforms to EN/IEC/K/J 60127-1 and EN/IEC/K/J 60127-2
- Available in cartridge and axial lead form
- Meets the IEC 60127-2, Sheet 3 specification for time-Lag fuses
- RoHS compliant and lead-free.
- Recognized to UL/CSA/NMX 248-1 and UL/CSA/NMX 248-14
- Conforms to GB 9364.1 and GB 9364.2
- CE Mark indicates compliance with Low-Voltage and RoHS Directives.

Additional Information



Resources



Accessories



Samples

Applications

Used as supplementary protection in appliance or utilization equipment to provide individual protection for components or internal circuits.

Electrical Characteristic for Series

| % of Ampere Rating | Ampere Rating | Opening Time |
|--------------------|---------------|--------------------------------|
| 150% | All Ratings | 60 minutes, Minimum |
| 210% | | 2 minutes, Maximum |
| 275% | | 0.6 sec., Min.; 10 sec. Max. |
| 400% | | .15 sec., Min.; 3 sec. Max. |
| 1000% | | 0.02 sec., Min.; 0.3 sec. Max. |

Agency Approvals

| Agency | Agency File Number | Ampere Range |
|--------|---|---------------|
| PS E | Cartridge: NBK090205-E10480A NBK120802-E10480C | 1A-5A 6.3A |
| | Leaded: NBK090205-E10480B NBK120802-E10480D | 1A-5A 6.3A |
| CCC | 2020970207000056 | 0.200A – 6.3A |
| UL | E10480 | |
| SF | 029862 | 0.200A – 6.3A |
| S | 2401244 | |
| D'E | 40015638 | |
| VE | KM41462 | 0.200A – 6.3A |
| K | SU05001-12002 | 3.15A-5A |
| | SU05001-12001 | 6.3A |
| CE | N/A | 0.200A – 6.3A |

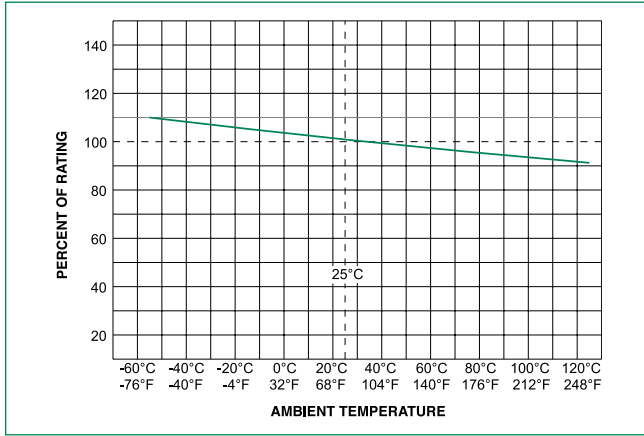
Electrical Characteristic Specifications by Item

| Amp Code | Ampere Rating | Voltage Rating (V) | Interrupting Rating | Nominal Cold Resistance (Ohms) | Nominal Melting I ² t (A ² sec) | Maximum Voltage Drop at Rated Current(mV) | Maximum Power Dissipation at 1.5I _n (W) | Agency Approvals | | | | | | | | |
|----------|---------------|--------------------|---------------------|--------------------------------|---|---|--|------------------|-----|------|----|----|---|----|---|-----|
| | | | | | | | | VE | CCC | PS E | UL | SF | S | CE | K | D'E |
| .200 | 0.2 | 250 | 35A@250Vac | 1.6000 | 0.22500 | 1500 | 1.6 | x | x | - | x | x | x | x | - | x |
| .250 | 0.25 | 250 | | 1.0495 | 0.55500 | 1300 | 1.6 | x | x | - | x | x | x | x | - | x |
| .315 | 0.315 | 250 | | 0.8475 | 1.14000 | 1100 | 1.6 | x | x | - | x | x | x | x | - | x |
| .400 | 0.4 | 250 | | 0.5350 | 1.36000 | 1000 | 1.6 | x | x | - | x | x | x | x | - | x |
| .500 | 0.5 | 250 | | 0.3700 | 2.90500 | 900 | 1.6 | x | x | - | x | x | x | x | - | x |
| .630 | 0.63 | 250 | | 0.2750 | 4.80000 | 300 | 1.6 | x | x | - | x | x | x | x | - | x |
| .800 | 0.8 | 250 | | 0.1635 | 9.42000 | 250 | 1.6 | x | x | - | x | x | x | x | - | x |
| 001. | 1 | 250 | | 0.1165 | 19.20000 | 150 | 1.6 | x | x | x | x | x | x | x | - | x |
| 1.25 | 1.25 | 250 | | 0.0817 | 27.15000 | 150 | 1.6 | x | x | x | x | x | x | x | - | x |
| 01.6 | 1.6 | 250 | | 0.0551 | 44.20000 | 150 | 1.6 | x | x | x | x | x | x | x | - | x |
| 002. | 2 | 250 | | 0.0452 | 92.70500 | 150 | 1.6 | x | x | x | x | x | x | x | - | x |
| 02.5 | 2.5 | 250 | | 0.0305 | 138.00000 | 120 | 1.6 | x | x | x | x | x | x | x | - | x |
| 3.15 | 3.15 | 250 | | 0.0231 | 202.00000 | 100 | 1.6 | x | x | x | x | x | x | x | - | x |
| 004. | 4 | 250 | | 40A@250Vac | 0.0170 | 226.50500 | 100 | 1.6 | x | x | x | x | x | x | x | x |
| 005. | 5 | 250 | | 50A@250Vac | 0.0116 | 314.00000 | 100 | 1.6 | x | x | x | x | x | x | x | x |
| 06.3 | 6.3 | 250 | | 63A@250Vac | 0.0095 | 600.00000 | 100 | 1.6 | x | x | x | x | x | x | x | x |

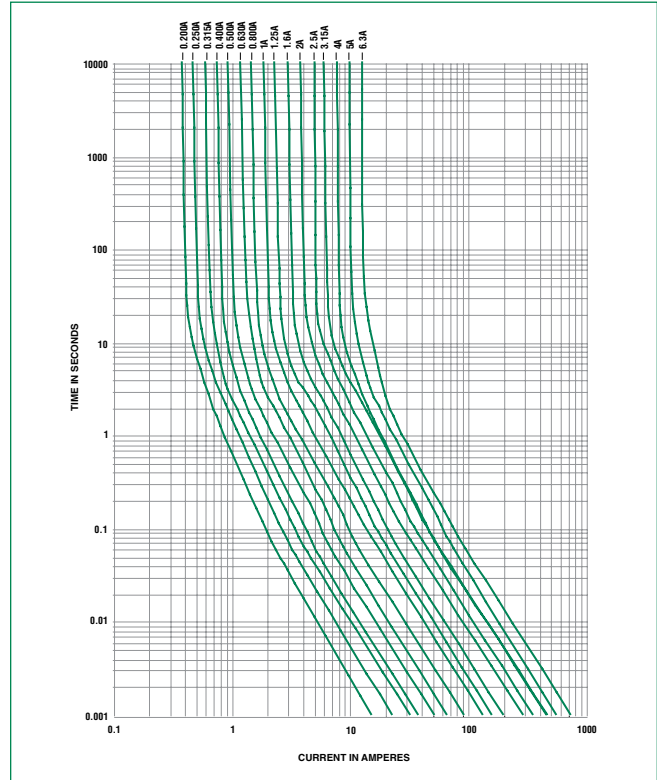
213 Series

5x20 mm, Time-Lag Fuse

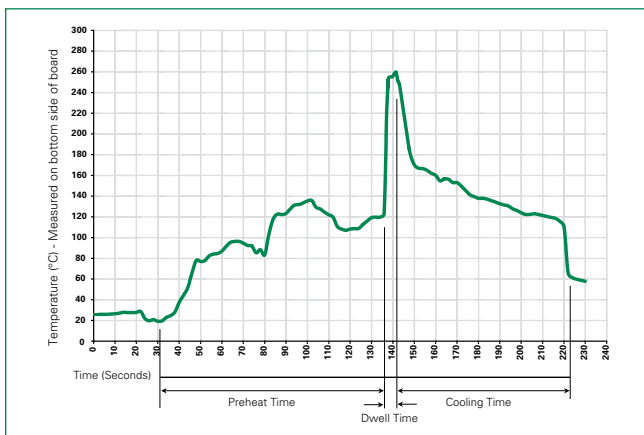
Temperature Re-rating Curve



Average Time Current Curves



Soldering Parameters - Wave Soldering



Recommended Process Parameters:

| Wave Parameter | Lead-Free Recommendation |
|--|-----------------------------------|
| Preheat: (Depends on Flux Activation Temperature) | (Typical Industry Recommendation) |
| Temperature Minimum: | 100° C |
| Temperature Maximum: | 150° C |
| Preheat Time: | 60-180 seconds |
| Solder Pot Temperature: | 260° C Maximum |
| Solder Dwell Time: | 2-5 seconds |

Recommended Hand-Solder Parameters:

- Solder Iron Temperature: 350° C +/- 5°C
- Heating Time: 5 seconds max.

Note: These devices are not recommended for IR or Convection Reflow process.

213 Series

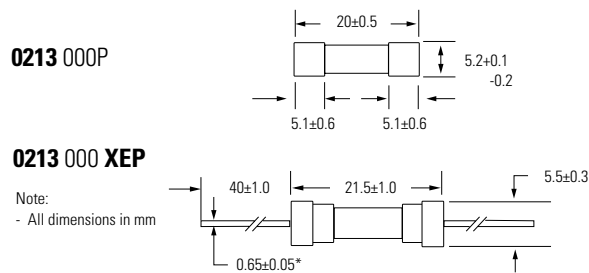
5×20 mm, Time-Lag Fuse

Product Characteristics

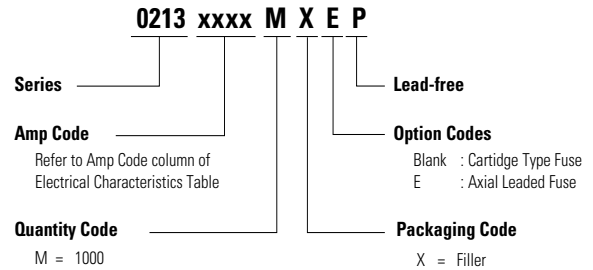
| | |
|--------------------------|--|
| Material | Body: Glass Cap: Nickel-plated brass Leads: Tin-plated Copper |
| Terminal Strength | MIL-STD-202, Method 211, Test Condition A |
| Solderability | MIL-STD-202, Method 208 |
| Product Marking | Cap1: Brand logo, current and voltage Cap2: Agency approval marks Series |
| Packaging | Available in Bulk (M=1000 pcs/pkg) or on Tape/Reel (MRET1=1000 pcs/reel) |

| | |
|------------------------------|---|
| Operating Temperature | -55°C to +125°C |
| Thermal Shock | MIL-STD-202, Method 107, Test Condition B: (5 cycles -65°C to +125°C) |
| Vibration | MIL-STD-202, Method 201 |
| Humidity | MIL-STD-202, Method 103, Test Condition A. High RH (95%) and elevated temperature (40°C) for 240 hours. |
| Salt Spray | MIL-STD-202, Method 101, Test Condition B |

Dimensions



Part Numbering System



Packaging

| Packaging Option | Packaging Specification | Quantity | Quantity & Packaging Code | Taping Width |
|-------------------|-------------------------|----------|---------------------------|------------------|
| 213 Series | | | | |
| Bulk | N/A | 1000 | MX | N/A |
| Bulk | N/A | 1000 | MXE | N/A |
| Reel and Tape | N/A | 1000 | MRET1 | T1=53mm (2.087") |
| Bulk | N/A | 1000 | MXG | N/A |
| Bulk | N/A | 1000 | MXB | N/A |
| Bulk | N/A | 100 | HX | N/A |

Disclaimer Notice - Information furnished is believed to be accurate and reliable. However, users should independently evaluate the suitability of and test each product selected for their own applications. Littelfuse products are not designed for, and may not be used in, all applications. Read complete Disclaimer Notice at: www.littelfuse.com/disclaimer-electronics.

OUR CERTIFICATE

DiGi provide top-quality products and perfect service for customer worldwide through standardization, technological innovation and continuous improvement. DiGi through third-party certification, we stricly control the quality of products and services. Welcome your RFQ to

Email: Info@DiGi-Electronics.com



Tel: +00 852-30501935

RFQ Email: Info@DiGi-Electronics.com

DiGi is a global authorized distributor of electronic components.