

# 0215012.MXP Datasheet



<https://www.DiGi-Electronics.com>

DiGi Electronics Part Number	0215012.MXP-DG
Manufacturer	<a href="#">Littelfuse Inc.</a>
Manufacturer Product Number	0215012.MXP
Description	FUSE CERAMIC 12A 250VAC 5X20MM
Detailed Description	12 A 250 V AC DC Fuse Cartridge, Ceramic Requires Holder 5mm x 20mm

This model 0215012.MXP is available at DiGi Electronics.

DiGi Electronics offers a global database of semiconductor and electronic component datasheets.

We welcome your inquiries regarding pricing, lead time, or other product-related questions.

 [Request a Quote](#)

 [Datasheet Search](#)



Tel: +00 852-30501935

RFQ Email: [Info@DiGi-Electronics.com](mailto:Info@DiGi-Electronics.com)

DiGi is a global authorized distributor of electronic components.

## Purchase and inquiry

Manufacturer Product Number:

0215012.MXP

Series:

215

Mounting Type:

Requires Holder

Current Rating (Amps):

12 A

Response Time:

Slow Blow

Breaking Capacity @ Rated Voltage:

1.5kA

Approval Agency:

CE, CSA, PSE, SEMKO, UL, VDE

Color:

-

DC Cold Resistance:

0.0061 Ohms

Manufacturer:

Littelfuse Inc.

Product Status:

Active

Fuse Type:

Cartridge, Ceramic

Voltage Rating - AC:

250 V

Package / Case:

5mm x 20mm

Melting I<sup>2</sup>t:

515.5

Operating Temperature:

-55°C ~ 125°C

Size / Dimension:

0.205" Dia x 0.787" L (5.20mm x 20.00mm)

## Environmental & Export classification

RoHS Status:

ROHS3 Compliant

REACH Status:

REACH Unaffected

HTSUS:

8536.10.0040

Moisture Sensitivity Level (MSL):


Not Applicable

ECCN:

EAR99

# 215 Series

## 5×20 mm, Time-Lag Fuse



### Additional Information



Resources



Accessories



Samples

### Electrical Characteristics for Series

% of Ampere Rating	Ampere Rating	Opening Time
150%	0.125A – 0.800A	60 minutes, Minimum
	1A – 3.15A	60 minutes, Minimum
	4A – 6.3A	60 minutes, Minimum
	8A – 20A	30 minutes, Minimum
210%	0.125A – 0.800A	30 minutes, Maximum
	1A – 3.15A	30 minutes, Maximum
	4A – 6.3A	30 minutes, Maximum
	8A – 20A	30 minutes, Maximum
275%	0.125A – 0.800A	0.25 sec. Min.; 80 secs. Max.
	1A – 3.15A	0.75 sec. Min.; 80 secs. Max.
	4A – 6.3A	0.75 sec. Min.; 80 secs. Max.
	8A – 20A	0.75 sec. Min.; 80 secs. Max.
400%	0.125A – 0.800A	0.05 sec., Min.; 5 secs. Max.
	1A – 3.15A	0.095 sec., Min.; 5 secs. Max.
	4A – 6.3A	0.150 sec., Min.; 5 secs. Max.
	8A – 20A	0.150 sec., Min.; 5 secs. Max.
1000%	0.125A – 0.800A	0.005 sec., Min.; .150 sec. Max.
	1A – 3.15A	0.010 sec., Min.; .150 sec. Max.
	4A – 6.3A	0.010 sec., Min.; .150 sec. Max.
	8A – 20A	0.010 sec., Min.; .150 sec. Max.



### Description

The 215 Series is a 5x20mm Time-lag, surge-withstand, ceramic body cartridge fuse that is designed to IEC specifications.

### Features

- Conforms to EN/IEC/K/J 60127-1 and EN/IEC/K/J 60127-2
- High breaking capacity
- Meets Standard Sheet 5 of IEC 60127-2 as a Time-Lag fuse
- RoHS compliant and lead-free
- Recognized to UL/CSA/NMX 248-1 and UL/CSA/NMX 248-14
- Conforms to GB 9364.1 and GB 9364.2
- CE Mark indicates compliance with Low-Voltage and RoHS Directives.

### Applications

Used as supplementary protection in appliance or utilization equipment to provide individual protection for components or internal circuits.

### Agency Approvals

Agency	Agency File Number	Ampere Range
PS E	Cartridge: NBK080205-E10480A NBK250702-E10480E NBK100408-JP1021A	1A – 5A 6.3A – 15A 16A – 20A
	Leaded: NBK080205-E10480B NBK250702-E10480F NBK100408-JP1021B	1A – 5A 6.3A – 15A 16A – 20A
CCC	2020970207000067	0.125A-10A
C	SU05001-2011B SU05001-10001 SU05001-10002 SU05001-2012B	1A – 2.5A 3.15A – 6.3A 8A 4A - 10A
	E10480	0.125A - 20A
	29862	0.5A – 12A
	SE-S-2101268	0.125A-12A 15A*, 16A*, 20A*
D'E	40013521	0.2A – 8A *10A
VDE	40016610	*12A
KM	KM41462	0.200A – 10A
A	J50248091 J50258578	10A 16A, 20A
	N/A	0.125A – 20A

\* Approved for cartridge versions only

# 215 Series

## 5×20 mm, Time-Lag Fuse

### Electrical Characteristic Specifications by Item

Amp Code	Amp Rating	Voltage Rating (V)	Interrupting Rating <sup>+</sup>	Nominal Cold Resistance (Ohms)	Nominal Melting I <sup>2</sup> t (A <sup>2</sup> sec)	Maximum Voltage Drop at Rated Current (mV)	Maximum Power Dissipation at 1.5I <sub>n</sub> (W)	Agency Approvals										
								UL	CSA	CCC	UL	UL	UL	UL	UL	UL	UL	UL
.125	0.125	250	1500 A @ 250 VAC	11.4455	0.0330	2600	1.6	-	-	x	-	x	-	x	-	-	-	x
.160	0.16	250		7.1000	0.0465	2400	1.6	-	-	x	-	x	-	x	-	-	-	x
.200	0.2	250		1.8400	0.340	2100	1.6	x	-	x	-	x	-	x	x	-	-	x
.250	0.25	250		1.2400	0.545	1500	1.6	x	-	x	-	x	-	x	x	-	-	x
.315	0.315	250		0.8800	0.975	1100	1.6	x	-	x	-	x	-	x	x	-	-	x
.400	0.4	250		0.5825	1.325	1000	1.6	x	-	x	-	x	-	x	x	-	-	x
.500	0.5	250		1.1675	0.420	850	1.6	x	-	x	-	x	x	x	x	-	-	x
.630	0.63	250		0.7200	0.635	650	1.6	x	-	x	-	x	x	x	x	-	-	x
.800	0.8	250		0.4675	0.975	500	1.6	x	-	x	-	x	x	x	x	-	-	x
001.	1	250		0.1515	1.520	350	2.5	x	x	x	x	x	x	x	x	-	-	x
1.25	1.25	250		0.1074	3.200	300	2.5	x	x	x	x	x	x	x	x	-	-	x
016	1.6	250		0.0707	6.830	200	2.5	x	x	x	x	x	x	x	x	-	-	x
002.	2	250		0.0566	11.680	190	2.5	x	x	x	x	x	x	x	x	-	-	x
02.5	2.5	250		0.0386	22.290	180	2.5	x	x	x	x	x	x	x	x	-	-	x
3.15	3.15	250		0.0283	43.255	140	4	x	x	x	x	x	x	x	x	-	-	x
004.	4	250		0.0185	46.960	100	4	x	x	x	x	x	x	x	x	-	-	x
005.	5	250		0.0153	66.095	100	4	x	x	x	x	x	x	x	x	-	-	x
06.3	6.3	250		0.0108	128.750	100	4	x	x	x	x	x	x	x	x	-	-	x
008.	8	250		0.0092	209.880	100	4	x	x	x	x	x	x	x	x	-	-	x
010.	10	250		0.0066	333.565	100	4	x	x	x	x	x	x	x	x*	-	x	x
012.	12	250	0.0061	515.500	100	4	-	x	-	-	x	x	x	-	x*	-	x	
015.	15	250	500 A @ 250Vac	0.0033	1237.0	N/A**	N/A**	-	x	-	-	x	-	x*	-	-	-	x
016.	16	250	250Vac	0.0031	1408.0	N/A**	N/A**	-	x	-	-	x	-	x*	-	-	x	x
020.	20	250	400 A @ 250Vac	0.0023	2600.0	N/A**	N/A**	-	x	-	-	x	-	x*	-	-	x	x

\* Approval for cartridge versions only

\*\* Please contact Littelfuse for details on these parameters

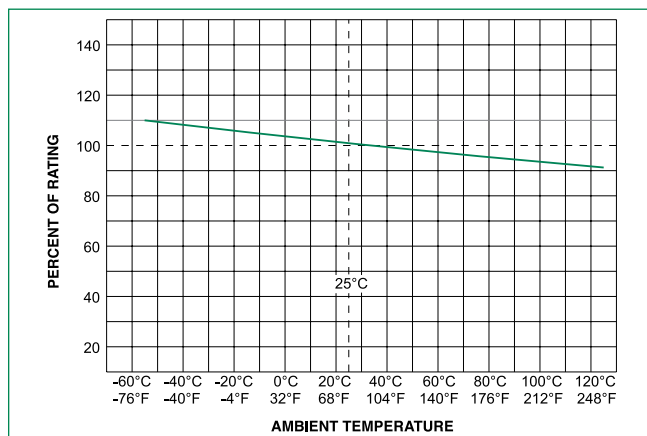
+ Interrupting Rating may differ based on Agency Approval. See Agency Approval certificate for more details.

1A to 2A have an IR: 100A@500VAC, 4A to 6-3A have the IR: 100A@305 VAC and 1000A@72VDC

I<sub>2</sub>t test at 10x rated current.

10A have an IR:1000A@300Vac for cURus

### Temperature Re-rating Curve



### Product Characteristics

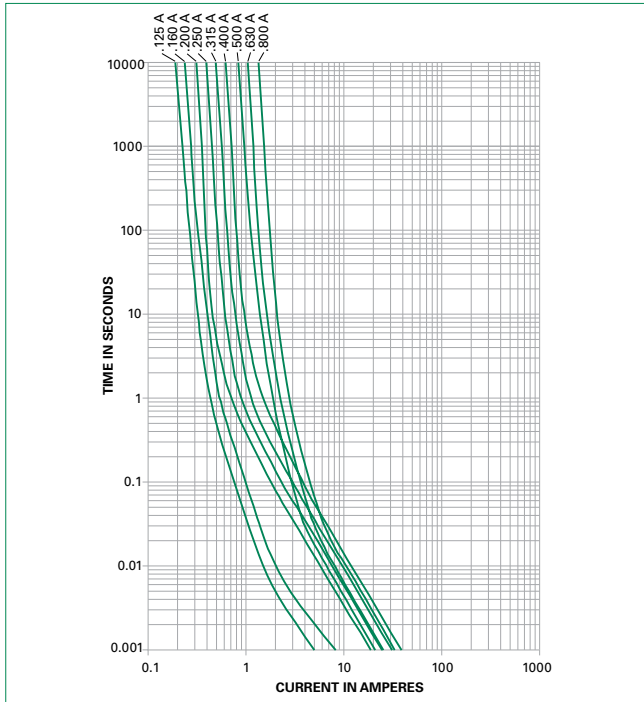
<b>Materials</b>	Body: Ceramic Cap: Nickel-plated Brass Leads: Tin-plated Copper
<b>Terminal Strength</b>	MIL-STD-202, Method 211, Test Condition A
<b>Solderability</b>	MIL-STD-202 Method 208
<b>Product Marking</b>	Cap 1: Brand logo, current and voltage ratings Cap 2: Agency approval markings
<b>Operating Temperature</b>	-55°C to +125°C
<b>Thermal Shock</b>	MIL-STD-202, Method 107, Test Condition B (5 cycles, -65°C to +125°C)
<b>Vibration</b>	MIL-STD-202, Method 201
<b>Humidity</b>	MIL-STD-202, Method 103, Test Condition A (High RH (95%) and elevated temp (40°C) for 240 hours)
<b>Salt Spray</b>	MIL-STD-202, Method 101, Test Condition B

# 215 Series

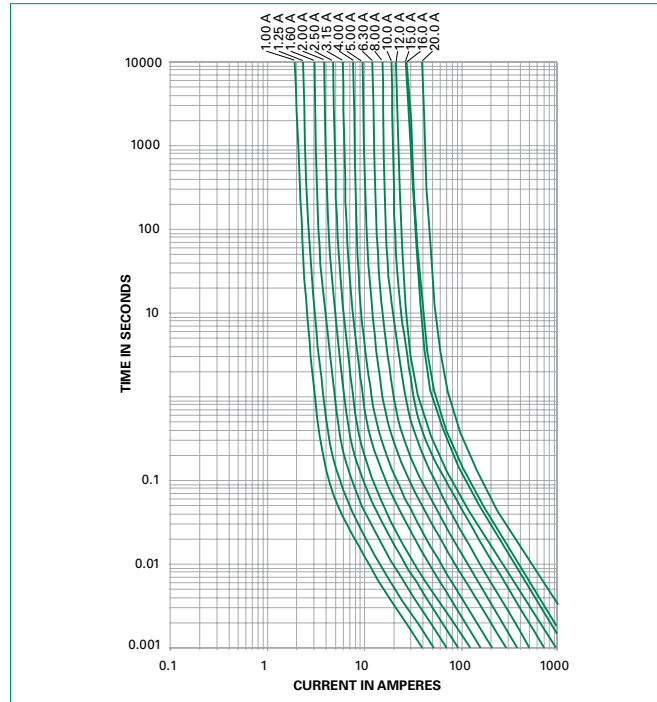
## 5x20 mm, Time-Lag Fuse

### Average Time Current Curves

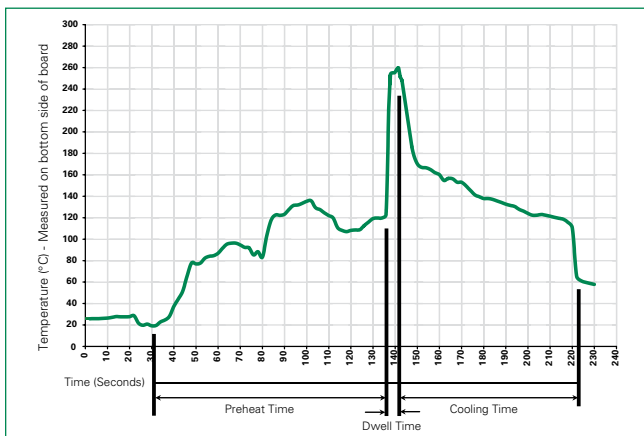
T-C Curves for 125mA to 800mA only



T-C Curves for 1A to 20A only



### Soldering Parameters - Wave Soldering



Different values of A and B available, please contact the Littelfuse sales representative in your region:



### Recommended Process Parameters:

Wave Parameter	Lead-Free Recommendation
Preheat: (Depends on Flux Activation Temperature)	(Typical Industry Recommendation)
Temperature Minimum:	100° C
Temperature Maximum:	150° C
Preheat Time:	60-180 seconds
Solder Pot Temperature:	260° C Maximum
Solder Dwell Time:	2-5 seconds

### Recommended Hand-Solder Parameters:

Solder Iron Temperature: 350° C +/- 5°C  
 Heating Time: 5 seconds max.

**Note: These devices are not recommended for IR or Convection Reflow process.**

For the pigtailed fuse, please follow the recommendations below for axial lead forming and mounting into PCB:

### Lead forming:

The distance C between cap flat surface and axial lead shall be greater than 1.0 mm.

### PCB mounting:

The distance between PCB and fuse cap is recommended to be a minimum of 1.5 mm.

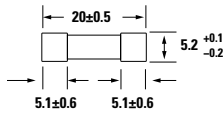
# 215 Series

## 5×20 mm, Time-Lag Fuse

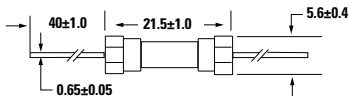
### Dimensions

All dimensions in mm

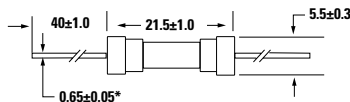
0215.125P  
to  
0215020P



0215.125XEP  
to  
0215.800XEP



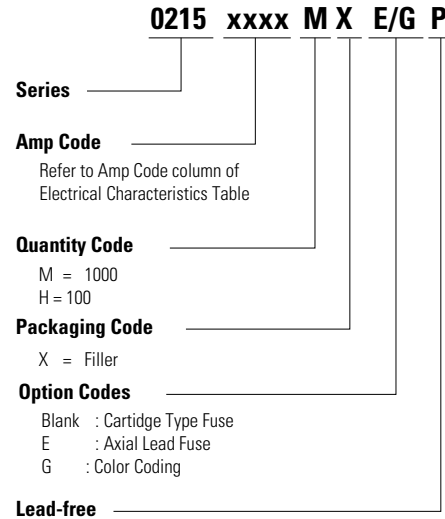
0215001.XEP  
to  
0215020.XEP



#### Notes:

- \* Ratings above 6.3 A have 0.8 ± 0.05 diameter lead;
- \* Ratings above 12 A have 1.2 ± 0.05 diameter lead.

### Part Numbering System



### Packaging

Packaging Option	Packaging Specification	Quantity	Quantity & Packaging Code	Taping Width
<b>215 Series</b>				
Bulk	N/A	1000	MX	N/A
Bulk	N/A	1000	MXE	N/A
Reel and Tape	N/A	1000	MRET1	T1=53mm (2.087")
Bulk and Color Coding	N/A	1000	MXG	N/A
Bulk	N/A	1000	MXB	N/A
Bulk	N/A	100	HX	N/A

### Recommended Accessories

Accessory Type	Series	Description	Max Application Voltage	Max Application Amperage
Holder	<a href="#">345_ISF</a>	Panel Mount Shock-Safe Fuseholder	250	10
	<a href="#">345</a>	Shock-Safe Fuseholder with PC Mount, Solder Mount and Panel Mount options		20
	<a href="#">830</a>	PC Mount Shock-Safe Miniature Fuseholder		16
Block	<a href="#">520</a>	Metric OMNI-BLOK® Fuse Block		10
	<a href="#">646</a>	PC Mount Miniature Fuse Block		6.3
	<a href="#">658</a>	Surface Mount Miniature Fuse Block		10
Clip	<a href="#">520_W</a>	PC Mount Miniature Fuse Clip	6.3	
	<a href="#">111</a>	PC Board Mount Fuse Clip	10	
	<a href="#">445</a>	PC Board Mount Fuse Clip	10	

**Disclaimer Notice** - Information furnished is believed to be accurate and reliable. However, users should independently evaluate the suitability of and test each product selected for their own applications. Littelfuse products are not designed for, and may not be used in, all applications. Read complete Disclaimer Notice at: [www.littelfuse.com/disclaimer-electronics](http://www.littelfuse.com/disclaimer-electronics).

## OUR CERTIFICATE

DiGi provide top-quality products and perfect service for customer worldwide through standardization, technological innovation and continuous improvement. DiGi through third-party certification, we stricly control the quality of products and services. Welcome your RFQ to

Email: [Info@DiGi-Electronics.com](mailto:Info@DiGi-Electronics.com)



Tel: +00 852-30501935

RFQ Email: [Info@DiGi-Electronics.com](mailto:Info@DiGi-Electronics.com)

DiGi is a global authorized distributor of electronic components.