

0216005.HXP Datasheet



<https://www.DiGi-Electronics.com>

DiGi Electronics Part Number	0216005.HXP-DG
Manufacturer	Littelfuse Inc.
Manufacturer Product Number	0216005.HXP
Description	FUSE CERAMIC 5A 250VAC 5X20MM
Detailed Description	5 A 250 V AC DC Fuse Cartridge, Ceramic Requires Holder 5mm x 20mm

This model 0216005.HXP is available at DiGi Electronics.

DiGi Electronics offers a global database of semiconductor and electronic component datasheets.

We welcome your inquiries regarding pricing, lead time, or other product-related questions.

 [Request a Quote](#)

 [Datasheet Search](#)



Tel: +00 852-30501935

RFQ Email: Info@DiGi-Electronics.com

DiGi is a global authorized distributor of electronic components.

Purchase and inquiry

Manufacturer Product Number:

0216005.HXP

Series:

216

Mounting Type:

Requires Holder

Current Rating (Amps):

5 A

Response Time:

Fast Blow

Breaking Capacity @ Rated Voltage:

1.5kA

Approval Agency:

BSI, CCC, CE, CSA, KC, PSE, SEMKO, UR, VDE

Color:

-

DC Cold Resistance:

0.0183 Ohms

Manufacturer:

Littelfuse Inc.

Product Status:

Active

Fuse Type:

Cartridge, Ceramic

Voltage Rating - AC:

250 V

Package / Case:

5mm x 20mm

Melting I²t:

27.46

Operating Temperature:

-55°C ~ 125°C

Size / Dimension:

0.205" Dia x 0.787" L (5.20mm x 20.00mm)

Environmental & Export classification

RoHS Status:

ROHS3 Compliant

REACH Status:

REACH Unaffected

HTSUS:

8536.10.0040

Moisture Sensitivity Level (MSL):

Not Applicable

ECCN:

EAR99

216 Series

5×20 mm, Fast-Acting Fuse



Description

The 216 Series is a 5x20mm, Fast-Acting, ceramic body, cartridge fuse designed to IEC specifications

Features and Benefits

- Recognized to UL/CSA/NMX 248-1 and UL/CSA/NMX 248-14
- Meets Standard Sheet 1 of IEC 60127-2 as a Fast-Acting fuse
- Available in cartridge and axial lead form
- RoHS compliant and lead-free
- Conforms to GB 9364.1 and GB 9364.2
- CE Mark indicates compliance with Low-Voltage and RoHS Directives.

Additional Information



Resources



Accessories



Samples

Applications

Used as supplementary protection in appliance or utilization equipment to provide individual protection for components or internal circuits.

Agency Approvals

Agency	Agency File Number	Ampere Range
	Cartridge 216 Series	1A-5A
	NBK 080205-E10480A	6.3A-10A
	NBK 250702-E10480E	12.5A
	NBK 240108-JP1021C	16A
	NBK 240108-JP1021E	
	Leaded 216E Series	1A-5A
	NBK 080205-E10480B	6.3A-10A
	NBK 250702-E10480F	12.5A
	NBK 240108-JP1021D	16A
	NBK 240108-JP1021F	
	2020970207000066	0.05A-10A
	SU05001-2013	1A – 10A
	E10480	0.05A – 16A
	29862	
	SE-S-2101461	0.05A - 10A, 16A
	40013834	0.05A – 6.3A
		*8A, *10A
	40016442	*12.5A
	KM41462	1A – 6.3A
	J50248090	8A – 16A
	N/A	0.05A – 16A

*Approval for Cartridge versions only

Electrical Characteristics for Series

% of Ampere Rating	Ampere Rating	Opening Time
150%	0.05A – 4A	60 minutes, Minimum
	5A – 6.3A	60 minutes, Minimum
	8A – 16A	30 minutes, Minimum
210%	0.05A – 4A	30 minutes, Maximum
	5A – 6.3A	30 minutes, Maximum
	8A – 16A	30 minutes, Maximum
275%	0.05A – 4A	0.01 sec., Min.; 2 sec. Max.
	5A – 6.3A	0.01 sec., Min.; 3 sec. Max.
	8A – 16A	0.04 sec., Min.; 20 sec. Max.
400%	0.05A – 4A	0.003 sec., Min.; 0.3 sec. Max.
	5A – 6.3A	0.003 sec., Min.; 0.3 sec. Max.
	8A – 16A	0.01 sec., Min.; 1.0 sec. Max.
1000%	0.05A – 4A	0.02 seconds, Maximum
	5A – 6.3A	0.02 seconds, Maximum
	8A – 16A	0.03 seconds, Maximum

216 Series

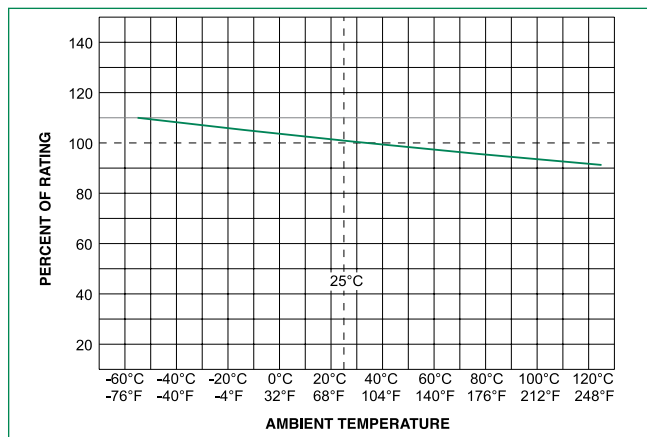
5x20 mm, Fast-Acting Fuse

Electrical Characteristics Specifications by Item

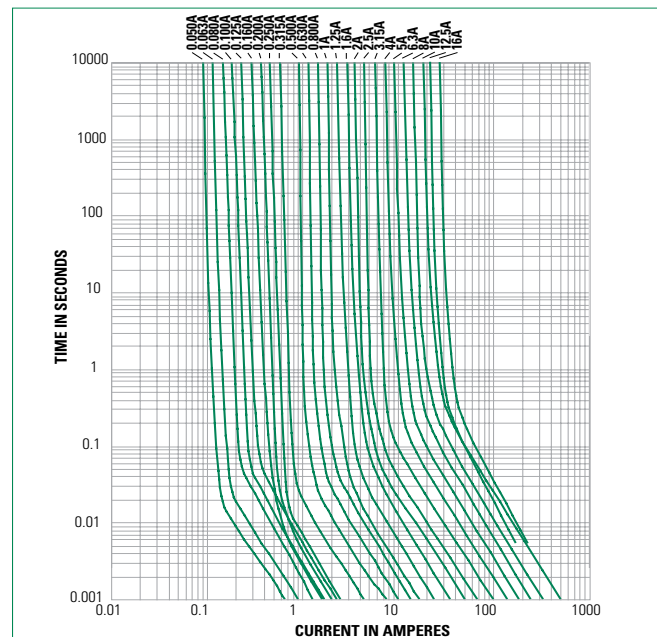
Amp Code	Amp Rating (A)	Voltage Rating (V)	Interrupting Rating*	Nominal Cold Resistance (Ohms)	Nominal Melting I ² t (A ² sec)	Maximum Voltage Drop at Rated Current (mV)	Maximum Power Dissipation at 1.5In (W)	Agency Approvals											
								UL	CCC	C	RU	US	SP	S	CE	OVE	VDE	UL	PS E
.050	0.05	250	1500A@250Vac	15.9000	0.00019	10000	1.6	-	-	x	x	x	x	x	x	-	-	-	
.063	0.063	250		10.4500	0.00079	8800	1.6	-	-	x	x	x	x	x	x	-	-	-	
.080	0.08	250		7.8850	0.00084	7600	1.6	-	-	x	x	x	x	x	x	-	-	-	
.100	0.1	250		5.7925	0.00450	7000	1.6	-	-	x	x	x	x	x	x	-	-	-	
.125	0.125	250		3.6750	0.00546	5000	1.6	-	-	x	x	x	x	x	x	-	-	-	
.160	0.16	250		5.3490	0.00326	4300	1.6	-	-	x	x	x	x	x	x	-	-	-	
.200	0.2	250		3.3500	0.00439	3500	1.6	-	-	x	x	x	x	x	x	-	-	-	
.250	0.25	250		2.3500	0.01350	2800	2.5	-	-	x	x	x	x	x	x	-	-	-	
.315	0.315	250		1.8500	0.02320	2500	2.5	-	-	x	x	x	x	x	x	-	-	-	
.500	0.5	250		0.8660	0.16500	1800	2.5	-	-	x	x	x	x	x	x	-	-	-	
.630	0.63	250		0.4650	0.05940	1500	2.5	-	-	x	x	x	x	x	x	-	-	-	
.800	0.8	250		0.2950	0.14600	1200	2.5	-	-	x	x	x	x	x	x	-	-	-	
001.	1	250		0.2370	0.18000	1000	2.5	x	x	x	x	x	x	x	x	-	-	x	
1.25	1.25	250		0.1530	0.48000	800	4	x	x	x	x	x	x	x	x	-	-	x	
01.6	1.6	250		0.1112	1.00500	600	4	x	x	x	x	x	x	x	x	-	-	x	
002.	2	250		0.0764	1.87000	500	4	x	x	x	x	x	x	x	x	-	-	x	
02.5	2.5	250		0.0584	3.67200	400	4	x	x	x	x	x	x	x	x	-	-	x	
3.15	3.15	250		0.0368	6.70000	350	4	x	x	x	x	x	x	x	x	-	-	x	
004.	4	250		0.0247	14.99500	300	4	x	x	x	x	x	x	x	x	-	-	x	
005.	5	250		0.0183	27.46000	250	4	x	x	x	x	x	x	x	x	-	-	x	
06.3	6.3	250	0.0137	56.43000	200	4	x	x	x	x	x	x	x	x	-	-	x		
008.	8	250	0.0123	64.31500	200	4	-	x	x	x	x	x	x	x*	-	x	x		
010.	10	250	0.0079	154.34000	200	4	-	x	x	x	x	x	x	x*	-	x	x		
12.5	12.5	250	0.0057	175.00000	200	N/A**	-	-	-	x	x	-	x	-	x*	x	x		
016.	16	250	750A@250Vac	0.0040	462.50000	200	N/A**	-	-	-	x***	x	x	x	-	-	x***	x	

* Approval for cartridge versions only.
 ** Please contact Littelfuse for details on these parameters I²t test at 10x rated current
 *** 1500A@250Vac for 16A
 * Interrupting Rating may differ based on Agency Approval. See Agency Approval certificate for more details.

Temperature Re-rating Curve



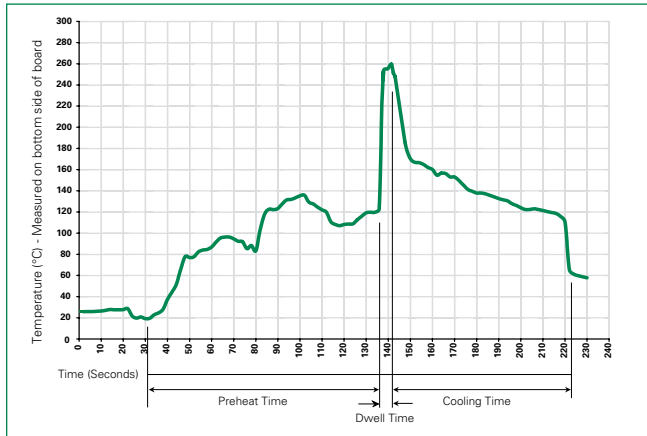
Average Time Current Curves



216 Series

5×20 mm, Fast-Acting Fuse

Soldering Parameters - Wave Soldering



Recommended Process Parameters:

Wave Parameter	Lead-Free Recommendation
Preheat: (Depends on Flux Activation Temperature)	(Typical Industry Recommendation)
Temperature Minimum:	100°C
Temperature Maximum:	150°C
Preheat Time:	60-180 seconds
Solder Pot Temperature:	260°C Maximum
Solder Dwell Time:	2-5 seconds

Recommended Hand-Solder Parameters:

Solder Iron Temperature: 350°C +/- 5°C
 Heating Time: 5 seconds max.

Note: These devices are not recommended for IR or Convection Reflow process.

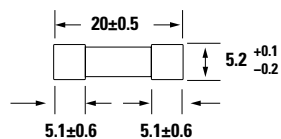
Product Characteristics

Material	Body: Ceramic Cap: Nickel-plated brass Leads: Tin-plated Copper Filler (160mA-16A): Sand
Terminal Strength	MIL-STD-202, Method 211, Test Condition A
Solderability	MIL-STD-202 Method 208
Product Marking	Cap 1: Brand logo, current and voltage rating Cap 2: Agency approval markings
Packaging	Available in Bulk (M=1000 pcs/pkg) or on Tape/Reel (MRET1=1000 pcs/reel)

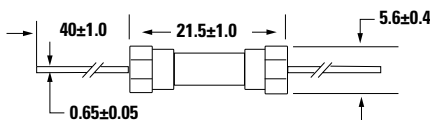
Operating Temperature	-55°C to +125°C
Thermal Shock	MIL-STD-202, Method 107, Test Condition B: (5 cycles -65°C to +125°C)
Vibration	MIL-STD-202, Method 201
Humidity	MIL-STD-202, Method 103, Test Condition A. high RH (95%) and elevated temperature (40°C) for 240 hours.
Salt Spray	MIL-STD-202, Method 101, Test Condition B

Dimensions

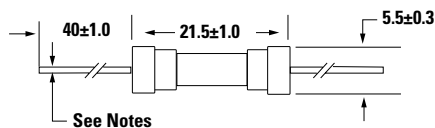
0216 000XP



0216.050XEP
to
0216.800XEP



0216001.XEP
to
0216016.XEP



All dimensions in mm

Part Numbering System

0216 xxxx M X E P

Series

Amp Code

Refer to Amp Code column of Electrical Characteristics Table

Quantity Code

M = 1000

Packaging Code

X = Filler

Option Codes

Blank : Cartridge Type Fuse
E : Axial Leaded Fuse

Lead-free

Notes:

- 0.05A-6.3A have 0.65±0.05 diameter lead.
- 8A-16A have 0.8±0.05 diameter lead.

216 Series

5×20 mm, Fast-Acting Fuse

Packaging

Packaging Option	Packaging Specification	Quantity	Quantity & Packaging Code	Taping Width
216 Series				
Bulk	N/A	1000	MX	N/A
Bulk	N/A	1000	MXE	N/A
Reel and Tape	EIA 296-E	1000	MRET1	T1=53mm (2.087")
Bulk	N/A	1000	MXG	N/A
Bulk	N/A	1000	MXB	N/A
Bulk	N/A	100	HX	N/A

Recommended Accessories

Accessory Type	Series	Description	Max Application Voltage	Max Application Amperage
Holder	345_ISF	Panel Mount Shock-Safe Fuseholder	250	10
	345	Shock-Safe Fuseholder with PC Mount, Solder Mount and Panel Mount options		20
	830	PC Mount Shock-Safe Miniature Fuseholder		16
Block	520	Metric OMNI-BLOK® Fuse Block		10
	646	PC Mount Miniature Fuse Block		6.3
	658	Surface Mount Miniature Fuse Block		10
Clip	520_W	PC Mount Miniature Fuse Clip		6.3
	111	PC Board Mount Fuse Clip		10
	445	PC Board Mount Fuse Clip		10

Notes:

- Do not use in applications above rating.
- Please refer to fuseholder data sheet for specific re-rating information.
- Please contact Littelfuse for applications greater than the max voltage and amperage shown.

Disclaimer Notice - Information furnished is believed to be accurate and reliable. However, users should independently evaluate the suitability of and test each product selected for their own applications. Littelfuse products are not designed for, and may not be used in, all applications. Read complete Disclaimer Notice at: www.littelfuse.com/disclaimer-electronics.

OUR CERTIFICATE

DiGi provide top-quality products and perfect service for customer worldwide through standardization, technological innovation and continuous improvement. DiGi through third-party certification, we strictly control the quality of products and services. Welcome your RFQ to

Email: Info@DiGi-Electronics.com



Tel: +00 852-30501935

RFQ Email: Info@DiGi-Electronics.com

DiGi is a global authorized distributor of electronic components.