

022501.5VXP Datasheet

www.digi-electronics.com



<https://www.DiGi-Electronics.com>

DiGi Electronics Part Number	022501.5VXP-DG
Manufacturer	Littelfuse Inc.
Manufacturer Product Number	022501.5VXP
Description	FUSE GLASS 1.5A 250VAC 125VDC
Detailed Description	1.5 A 250 V AC 125 V DC Fuse Cartridge, Glass Requires Holder 2AG, 5mm x 15mm

This model 022501.5VXP is available at DiGi Electronics.

DiGi Electronics offers a global database of semiconductor and electronic component datasheets.

We welcome your inquiries regarding pricing, lead time, or other product-related questions.

 [Request a Quote](#)

 [Datasheet Search](#)



Tel: +00 852-30501935

RFQ Email: Info@DiGi-Electronics.com

DiGi is a global authorized distributor of electronic components.

Purchase and inquiry

Manufacturer Product Number:

022501.5VXP

Series:

225

Mounting Type:

Requires Holder

Current Rating (Amps):

1.5 A

Voltage Rating - DC:

125 V

Package / Case:

2AG, 5mm x 15mm

Melting I²t:

0.8

Operating Temperature:

-55°C ~ 125°C

Size / Dimension:

0.177" Dia x 0.570" L (4.50mm x 14.48mm)

Manufacturer:

Littelfuse Inc.

Product Status:

Active

Fuse Type:

Cartridge, Glass

Voltage Rating - AC:

250 V

Response Time:

Fast Blow

Breaking Capacity @ Rated Voltage:

35A AC, 10kA DC

Approval Agency:

CE, CSA, PSE, UL

Color:

-

DC Cold Resistance:

0.0712 Ohms

Environmental & Export classification

RoHS Status:

ROHS3 Compliant

REACH Status:

REACH Unaffected

HTSUS:

8536.10.0020


Moisture Sensitivity Level (MSL):

1 (Unlimited)







ECCN:

EAR99

224/225 Series Lead-Free 2AG, Fast-Acting








Agency Approvals

Agency	Agency File Number	Ampere Range
	E10480	0.375A - 3.5A
	E10480	4A - 10A
	29862	0.375A - 10A
	225 (Cartridge Version) NBK200405-E10480A NBK200405-E10480C NBK110512-E10480A NBK190619-E10480A	1A 1.5A - 3.5A 4A - 5A 6A - 10A
	224 (Axial Leaded Version) NBK200405-E10480B NBK200405-E10480D NBK110512-E10480B NBK190619-E10480B	1A 1.5A - 3.5A 4A - 5A 6A - 10A
	N/A	0.375A - 10A

Electrical Characteristics for Series

% of Ampere Rating	Opening Time
100%	4 hours, Minimum
135%	1 hour, Maximum
200%	1 sec., Maximum

Electrical Characteristic Specifications by Item

Amp Code	Ampere Rating (A)	Voltage Rating (V)	Interrupting Rating**	Nominal Cold Resistance (Ohms)	Nominal Melting I ² t (A ² sec)	Agency Approvals				
										
.375	0.375	250	35A@250Vac 10KA@125Vac 10KA@125Vdc	0.3950	0.171	x		x		x
.500	0.5	250		0.2650	0.365	x		x		x
.750	0.75	250		0.1520	1.050	x		x		x
001.	1	250	100A@250Vac 10KA@125Vac 10KA@125Vdc	0.1027	2.220	x		x	x	x
01.5	1.5	250		0.0712	0.800	x		x	x	x
002.	2	250		0.0497	2.180	x		x	x	x
02.5	2.5	250		0.0372	3.820	x		x	x	x
003.	3	250		0.0317	4.620	x		x	x	x
03.5	3.5	250		0.0265	6.700	x		x	x	x
004.	4	125	100A@250Vac 500A@125Vac	0.0240	9.400		x	x	x	x
005.	5	125		0.0186	17.0		x	x	x	x
005.	5	250		0.0186	17.0		x	x		x
006.	6	125		0.0154	22.1		x	x	x	x
007.	7	125		0.0130	40.0		x	x	x	x
008.	8	125		0.0107	56.0		x	x	x	x
010.	10	125		0.0075	116.0		x	x	x	x

* 10A with 500A @ 125 Vdc internal breaking capacity testing

** : Interrupting Rating may differ based on Agency Approval. See Agency Approval certificate for more details..

Description

The 2AG Fast-Acting Fuses are available in cartridge form or with axial leads. 2AG Fuses provide the same performance characteristics as their 3AG counterpart, while occupying one-third the space. Sleeved fuses are available.

Features

- In accordance with Underwriter's Laboratories Standard UL/CSA/NMX 248-14
- Available in cartridge and axial lead form and with various forming dimensions
- RoHS compliant and Lead-free

Applications

Used as supplementary protection in appliance or utilization equipment to provide individual protection for components or internal circuits.

Additional Information



**Resources
224 Series**



**Samples
224 Series**



**Accessories
224 & 225 Series**



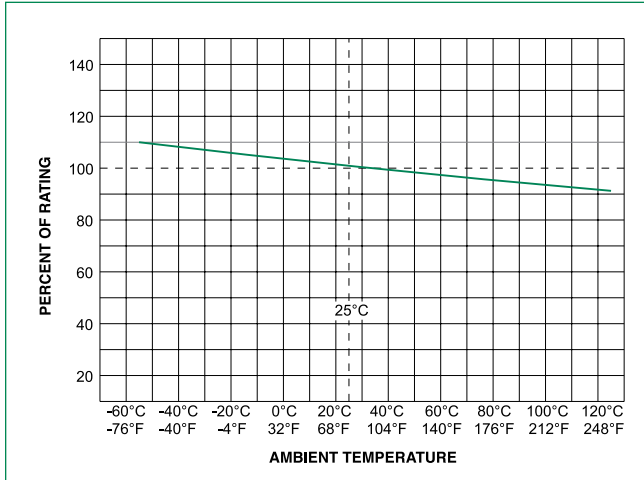
**Resources
225 Series**



**Samples
225 Series**

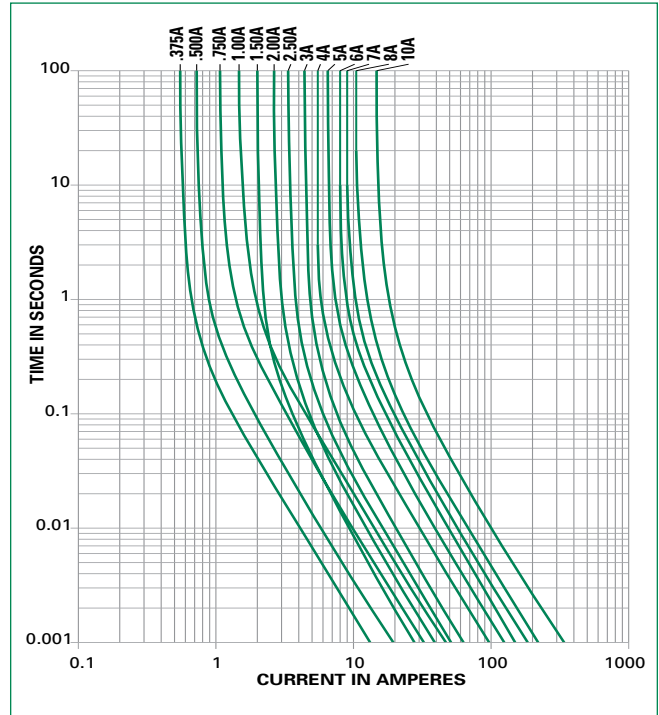
For recommended fuse accessories for this product series, see '[Recommended Accessories](#)' section.

Temperature Re-rating Curve

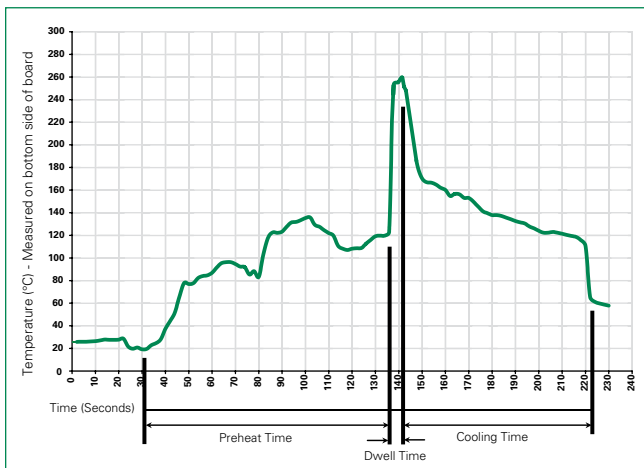


Note:
Rerating depicted in this curve is in addition to the standard derating of 25% for continuous operation.

Average Time Current Curves



Soldering Parameters - Wave Soldering



Recommended Process Parameters:

Wave Parameter	Lead-Free Recommendation
Preheat: (Depends on Flux Activation Temperature)	(Typical Industry Recommendation)
Temperature Minimum:	100°C
Temperature Maximum:	150°C
Preheat Time:	60-180 seconds
Solder Pot Temperature:	260°C Maximum
Solder Dwell Time:	2-5 seconds

Recommended Hand-Solder Parameters:

Solder Iron Temperature: 350°C +/- 5°C
Heating Time: 5 seconds max.

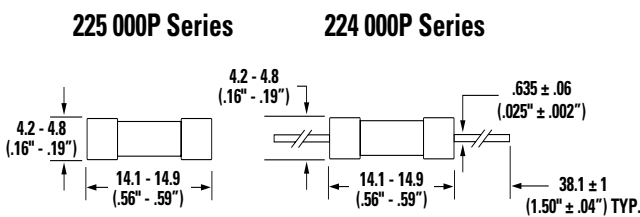
Note: These devices are not recommended for IR or Convection Reflow process.

Product Characteristics

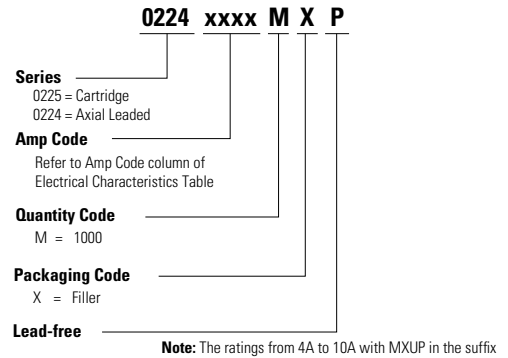
Materials	Body : Glass Cap : Nickel-plated brass Leads: Tin-plated Copper
Terminal Strength	MIL-STD-202, Method 211, Test Condition A
Solderability	MIL-STD-202 Method 208
Product Marking	Cap1 : Brand logo, current and voltage ratings Cap2 : Series and agency approval marks

Operating Temperature:	-55°C to 125°C.
Thermal Shock:	MIL-STD-202, Method 107, Test Condition B (5 Cycles -65°C to +125°C).
Vibration	MIL-STD-202, Method 201
Humidity	MIL-STD-202, Method 103, Test Condition A: High RH (95%) and elevated temp (40°C) for 240 hours
Salt Spray	MIL-STD-202, Method 101, Test Condition B

Dimensions



Part Numbering System



Packaging

Packaging Option	Packaging Specification	Quantity	Quantity & Packaging Code	Taping Width
224 Series				
Bulk	N/A	1000	MX	N/A
Bulk	N/A	100	HX	N/A
Reel and Tape	EIA 296-E	1500	DRT1	T1=53mm (2.087")
225 Series				
Bulk	N/A	1000	MX	N/A
Bulk	N/A	100	HX	N/A

Recommended Accessories

Accessory Type	Series	Description	Max Application Voltage	Max Application Amperage
Holder	245	Panel Mount Shock-Safe Fuseholder	300	10
	150	In-Line Fuseholder	350	10
	286	Panel Mount Flip-Top Shock-Safe Fuseholder	250	10
Block	254	OMNI-BLOK® Fuse Block	400	10
Clip	111	PC Board Mount Fuse Clip	250	10

- Notes:**
- Do not use in applications above rating.
 - Please refer to fuseholder data sheet for specific re-rating information.
 - Please contact factory for applications greater than the max voltage and amperage shown.

OUR CERTIFICATE

DiGi provide top-quality products and perfect service for customer worldwide through standardization, technological innovation and continuous improvement. DiGi through third-party certification, we stricly control the quality of products and services. Welcome your RFQ to

Email: Info@DiGi-Electronics.com



Tel: +00 852-30501935

RFQ Email: Info@DiGi-Electronics.com

DiGi is a global authorized distributor of electronic components.