


0251001.NRT1L Datasheet



<https://www.DiGi-Electronics.com>

DiGi Electronics Part Number	0251001.NRT1L-DG
Manufacturer	Littelfuse Inc.
Manufacturer Product Number	0251001.NRT1L
Description	FUSE BRD MNT 1A 125VAC/VDC AXIAL
Detailed Description	1 A 125 V AC 125 V DC Fuse Board Mount (Cartridge Style Excluded) Through Hole Axial

This model 0251001.NRT1L is available at DiGi Electronics.

DiGi Electronics offers a global database of semiconductor and electronic component datasheets.

We welcome your inquiries regarding pricing, lead time, or other product-related questions.

 [Request a Quote](#)

 [Datasheet Search](#)



Tel: +00 852-30501935

RFQ Email: Info@DiGi-Electronics.com

DiGi is a global authorized distributor of electronic components.

Purchase and inquiry

Manufacturer Product Number:

0251001.NRT1L

Series:

PICO® II 251

Mounting Type:

Through Hole

Current Rating (Amps):

1 A

Voltage Rating - DC:

125 V

Package / Case:

Axial

Melting I²t:

0.256

Operating Temperature:

-55°C ~ 125°C

Size / Dimension:

0.110" Dia x 0.280" L (2.80mm x 7.11mm)

Manufacturer:

Littelfuse Inc.

Product Status:

Active

Fuse Type:

Board Mount (Cartridge Style Excluded)

Voltage Rating - AC:

125 V

Response Time:

Fast Blow

Breaking Capacity @ Rated Voltage:

50A AC, 300A DC

Approval Agency:

CCC, CSA, cURus, PSE, TUV

Color:

-

DC Cold Resistance:

0.128 Ohms

Environmental & Export classification

RoHS Status:

ROHS3 Compliant

REACH Status:

REACH Unaffected

HTSUS:

8536.10.0040

Moisture Sensitivity Level (MSL):

Not Applicable

ECCN:

EAR99

251 Series

PICO® II Very Fast-Acting Fuse



Description

The PICO® II Very Fast-Acting Fuse is designed to meet an extensive array of performance characteristics in a space-saving subminiature package.

Features and Benefits

- Very fast-acting
- Small size
- Wide current rating range (0.062A- 15A)
- Halogen-free available
- Wide operating temperature range
- Low temperature re-rating

Applications

Secondary protection for space constrained applications

- Flat-panel display TV
- LCD monitor
- LCD backlight inverter
- Office machines
- Power supply
- Audio/Video system
- Lighting system
- Medical equipment

Web Resources



Download ECAD models, order samples, and find technical resources at www.littelfuse.com/251

Agency Approvals

Agency	Agency File/Certificate Number	Ampere Range
	251 Series	
CE	N/A	0.062A - 15A
UK CA	N/A	0.062A - 15A
cRU us	E10480	0.062A - 15A
SP	29862	0.062A - 15A
PSE	PSE_NBK200416-JP1021	1A - 5A
△	J50158379	0.500A - 10A
CCC	2020970207000061	0.500A, 1A, 2A, 2.5A, 3A, 4A, 5A

Note: See Electrical Specifications by Item table for specific approved ratings.

Electrical Characteristics for Series

% of Ampere Rating	Ampere Rating	Opening Time
100%	0.062A - 15A	4 Hours, Min.
	0.062A - 7A	1 Second, Max.
200%	10A	3 Seconds, Max.
	12 - 15A	10 Seconds, Max.
275%	0.500A, 1A, 2A, 2.5A, 3A, 4A, 5A	300 msecs., Max.
400%	0.5A, 1A, 2A, 2.5A, 3A, 4A, 5A	30 msecs., Max.
1000%	0.500A, 1A, 2A, 2.5A, 3A, 4A, 5A	4 msecs., Max.

251 Series

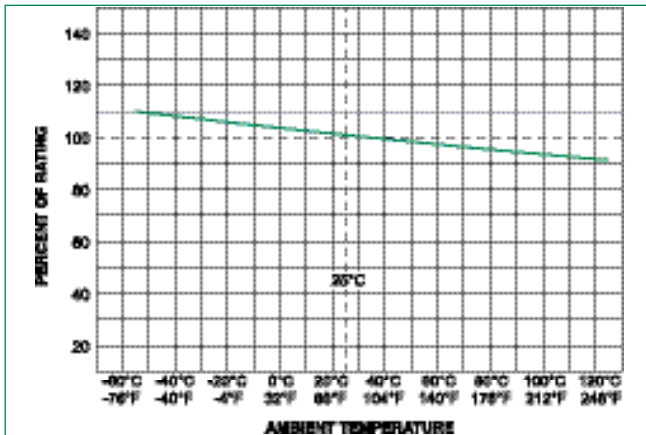
PICO® II Very Fast-Acting Fuse

Electrical Specifications by Item

Ampere Rating (A)	Amp Code	Ordering Number (Std.)	Max Voltage Rating (V)	Interrupting Rating	Nominal Cold Resistance (Ohms)	Nominal Melting I ² t (A ² sec)	Nom Voltage Drop (V)	Agency Approvals						
								UL US	UK CA	CE	SF	PS	△	CC
.062	.062	251.062	125	300 A @ 125VDC	7.000	0.000113	1.4	x	x	x	x	-	-	-
.125	.125	251.125	125		1.700	0.00174	0.285	x	x	x	x	-	-	-
.200	.200	251.200	125		0.895	0.0048	0.345	x	x	x	x	-	-	-
.250	.250	251.250	125		0.665	0.0116	0.24	x	x	x	x	-	-	-
.375	.375	251.375	125		0.395	0.0296	0.215	x	x	x	x	-	-	-
.500	.500	251.500	125		0.302	0.0598	0.2165	x	x	x	x	-	x	x
.630	.630	251.630	125		0.205	0.08	0.188	x	x	x	x	-	-	-
.750	.750	251.750	125		0.175	0.153	0.176	x	x	x	x	-	x	-
1.00	001.	251001.	125		0.128	0.256	0.194	x	x	x	x	x	x	x
1.25	1.25	2511.25	125		0.100	0.390	0.2	x	x	x	x	x	-	-
1.50	01.5	25101.5	125		0.0823	0.587	0.21	x	x	x	x	x	x	-
2.00	002.	251002.	125		0.0473	0.405	0.141	x	x	x	x	x	x	x
2.50	02.5	25102.5	125		0.0360	0.721	0.132	x	x	x	x	x	x	x
3.00	003.	251003.	125		0.0295	1.19	0.131	x	x	x	x	x	x	x
3.50	03.5	25103.5	125		0.0240	1.58	0.1205	x	x	x	x	x	x	-
4.00	004.	251004.	125		0.0204	2.45	0.114	x	x	x	x	x	x	x
5.00	005.	251005.	125		0.0158	4.14	0.11	x	x	x	x	x	x	x
7.00	007.	251007.	125		0.0107	10.4	0.102	x	x	x	x	-	x	-
10.0	010.	251010.	125	0.0072	25.5	0.1	x	x	x	x	-	x	-	
12.0	012.	251012.	32	300A@32VDC & 50A@32VAC	0.0059	45.2	0.0878	x	x	x	x	-	-	-
15.0	015.	251015.	32		0.00446	68.8	0.071	x	x	x	x	-	-	-

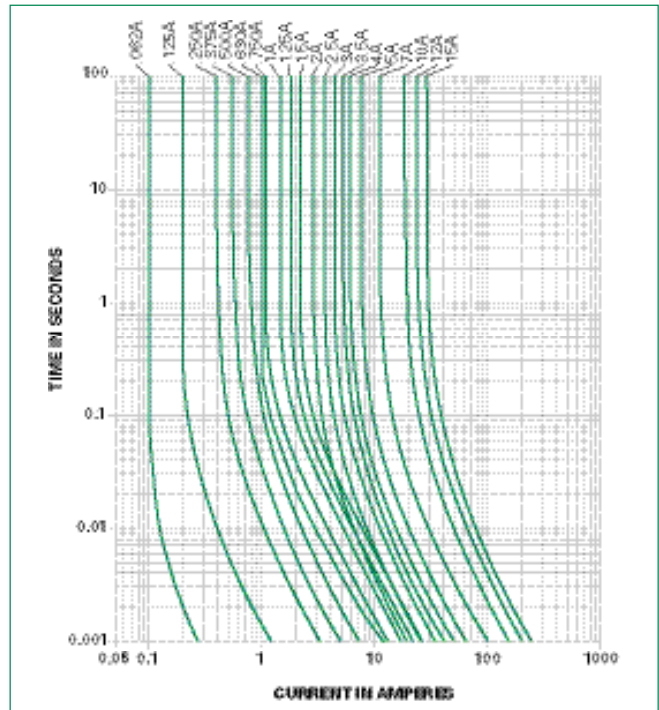
Note: Higher ampere ratings are available. Please contact Littelfuse Technical Support or your Littelfuse products representative for assistance.

Temperature Re-rating Curve



Note:
1. Re-rating depicted in this curve is in addition to the standard derating of 25% for continuous operation.

Average Time Current Curves



251 Series

PICO® II Very Fast-Acting Fuse

Product Characteristics

Materials	Encapsulated, Epoxy-coated Body 251 Series: Pure tin-coated copper wire leads
Solderability	MIL-STD-202, Method 208
Lead Pull Force	MIL-STD-202, Method 211, Test Condition A (will withstand a 7lbs. axial pull test)
Operating Temperature	-55°C to +125°C (Consider re-rating)

Vibration	MIL-STD-202, Method 201 (10–55 Hz); Method 204, Test Condition C (55–2000 Hz at 10 G’s Peak)
Shock	MIL-STD-202, Method 213, Test Condition I (100 G’s peak for 6 msec.)
Insulation Resistance (After Opening):	MIL-STD-202, Method 302, Test Condition A (10,000 ohms minimum at 100 volts)
Moisture Resistance	MIL-STD-202, Method 106
Resistance to Soldering Heat	Withstands 60 seconds above 200°C and up to 260°C, maximum
Flammability Rating	UL 94V-0

Soldering Parameters

Recommended Process Parameters:

Wave Parameter	Lead-Free Recommendation for 251 Series only
Preheat: (Depends on Flux Activation Temperature)	(Typical Industry Recommendation)
Temperature Minimum:	100°C
Temperature Maximum:	150°C
Preheat Time:	60-180 seconds
Solder Pot Temperature:	260°C Maximum
Solder Dwell Time:	2-5 seconds

Recommended Hand Soldering Parameters:

Solder Iron Temperature: 350°C +/- 5°C
Heating Time: 5 seconds max.

Note: These devices are not recommended for IR or Convection Reflow process

Packaging

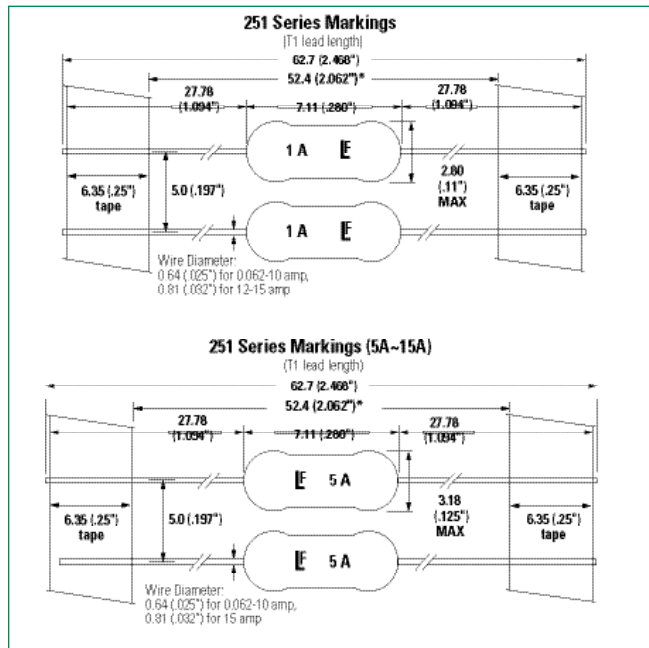
Packaging Option	Packaging Specification	Quantity & Packaging Code
*T1: 52.4mm (2.062") Tape and Reel	EIA v296	Please refer to available quantities above in "Part Numbering System"

The default lead length for both ammo pack and loose pack is T1 for 251 and is T3 for 253.

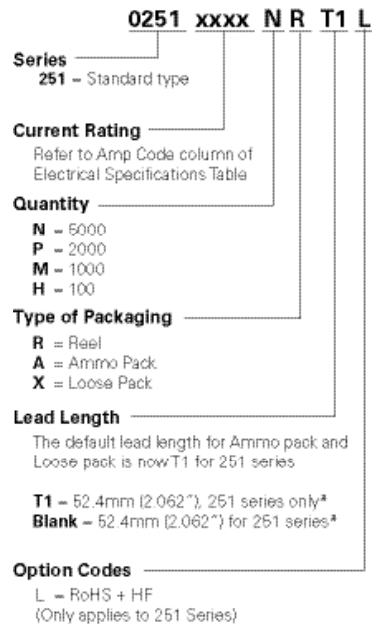
Notes:

* T1 dimension is defined as the length of the component between the two tapes. The full component length is 62.7mm (2.468"). **T1 length is for 251 series only.**

Dimensions



Part Numbering System



Disclaimer Notice - Information furnished is believed to be accurate and reliable. However, users should independently evaluate the suitability of and test each product selected for their own applications. Littelfuse products are not designed for, and may not be used in, all applications. Read complete Disclaimer Notice at: www.littelfuse.com/disclaimer-electronics.

OUR CERTIFICATE

DiGi provide top-quality products and perfect service for customer worldwide through standardization, technological innovation and continuous improvement. DiGi through third-party certification, we stricly control the quality of products and services. Welcome your RFQ to

Email: Info@DiGi-Electronics.com



Tel: +00 852-30501935

RFQ Email: Info@DiGi-Electronics.com

DiGi is a global authorized distributor of electronic components.