

0278004.V Datasheet



<https://www.DiGi-Electronics.com>

DiGi Electronics Part Number	0278004.V-DG
Manufacturer	Littelfuse Inc.
Manufacturer Product Number	0278004.V
Description	FUSE BRD MNT 4A 125VAC/VDC RAD
Detailed Description	4 A 125 V AC 125 V DC Fuse Board Mount (Cartridge Style Excluded) Through Hole Radial, Can, Vertical

This model 0278004.V is available at DiGi Electronics.

DiGi Electronics offers a global database of semiconductor and electronic component datasheets.

We welcome your inquiries regarding pricing, lead time, or other product-related questions.

 [Request a Quote](#)

 [Datasheet Search](#)



Tel: +00 852-30501935

RFQ Email: Info@DiGi-Electronics.com

DiGi is a global authorized distributor of electronic components.

Purchase and inquiry

Manufacturer Product Number:

0278004.V

Series:

MICRO™ 278

Mounting Type:

Through Hole

Current Rating (Amps):

4 A

Voltage Rating - DC:

125 V

Package / Case:

Radial, Can, Vertical

Melting I²t:

1.38

Operating Temperature:

-55°C ~ 125°C

Size / Dimension:

0.235" Dia x 0.287" H (5.97mm x 7.30mm)

Manufacturer:

Littelfuse Inc.

Product Status:

Obsolete

Fuse Type:

Board Mount (Cartridge Style Excluded)

Voltage Rating - AC:

125 V

Response Time:

Fast Blow

Breaking Capacity @ Rated Voltage:

10kA

Approval Agency:

CSA, QPL, UL

Color:

-

DC Cold Resistance:

0.0202 Ohms

Environmental & Export classification

RoHS Status:

ROHS3 Compliant

ECCN:

EAR99


Moisture Sensitivity Level (MSL):

1 (Unlimited)

HTSUS:

8536.10.0040

272/273/274/278/279 Series, MICRO™ Very Fast-Acting Fuse



Description

Developed originally for the U.S. Space Program, MICRO™ fuse provides reliability in a compact design. The MICRO™ fuse is available in plug-in or radial lead styles and a complete range of ampere ratings from 0.002A to 5A to suit a wide variety of design needs.




Features

- Military grade available
- High breaking capacity
- Clear cover option to view fuse element status
- Available from very low ampere of 0.002A to 5A
- Plug-in with short or long leads option
- Recognized to UL/CSA/NMX 248-1 and UL/CSA/NMX 248-14

Applications

- Printed circuit boards and similar equipment
- Electronic components




Agency Approvals

Agency	Agency File Number	Ampere Range
	E10480	0.002A - 5A
	29862	0.002A - 5A
	QPL-23419	0.002A - 5A

Electrical Characteristics

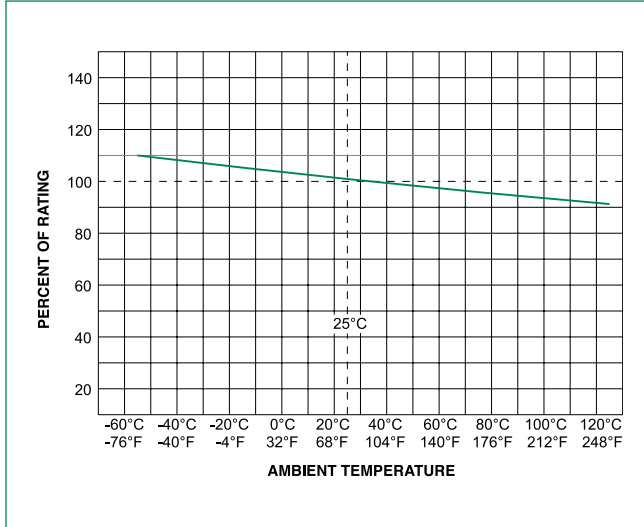
% of Ampere Rating	Ampere Rating	Opening Time
100%	0.002 – 5	4 Hours, Min.
200%	0.002 – 0.3	5 Seconds, Max.
	0.4 - 5	2 Seconds, Max.

Electrical Characteristics

Ampere Rating (A)	Amp Code (for all above series)	Max Voltage Rating (V)	Interrupting Rating	Nominal Cold Resistance (Ohms)	Nominal Melting I ² t (A ² sec)	Agency Approvals		
								
0.002	0.002	125	10,000A@125VAC/VDC	2200	0.00000000845	X	X	X
0.005	0.005	125		280	0.0000000766	X	X	X
0.010	0.010	125		80.0	0.000000462	X	X	X
0.015	0.015	125		44.0	0.00000123	X	X	X
0.031	0.031	125		16.0	0.00000810	X	X	X
0.050	0.050	125		3.52	0.0000666	X	X	X
0.062	0.062	125		2.55	0.000115	X	X	X
0.100	0.100	125		1.38	0.000385	X	X	X
0.125	0.125	125		1.0	0.000691	X	X	X
0.200	0.200	125		2.30	0.00409	X	X	X
0.250	0.250	125		1.75	0.00640	X	X	X
0.300	0.300	125		1.25	0.00945	X	X	X
0.400	0.400	125		0.227	0.0251	X	X	X
0.500	0.500	125		0.167	0.0716	X	X	X
0.600	0.600	125		0.430	0.0411	X	X	X
0.700	0.700	125		0.324	0.0710	X	X	X
0.750	0.750	125		0.293	0.0563	X	X	X
0.800	0.800	125		0.271	0.113	X	X	X
1.00	001.0	125		0.0880	0.0648	X	X	X
01.5	01.5	125		0.0578	0.160	X	X	X
2.00	002.0	125		0.0425	0.300	X	X	X
3.00	003.0	125		0.0275	0.759	X	X	X
*4.00	004.0	125		0.0202	1.38	X	X	X
*5.00	005.0	125		0.0156	2.21	X	X	X

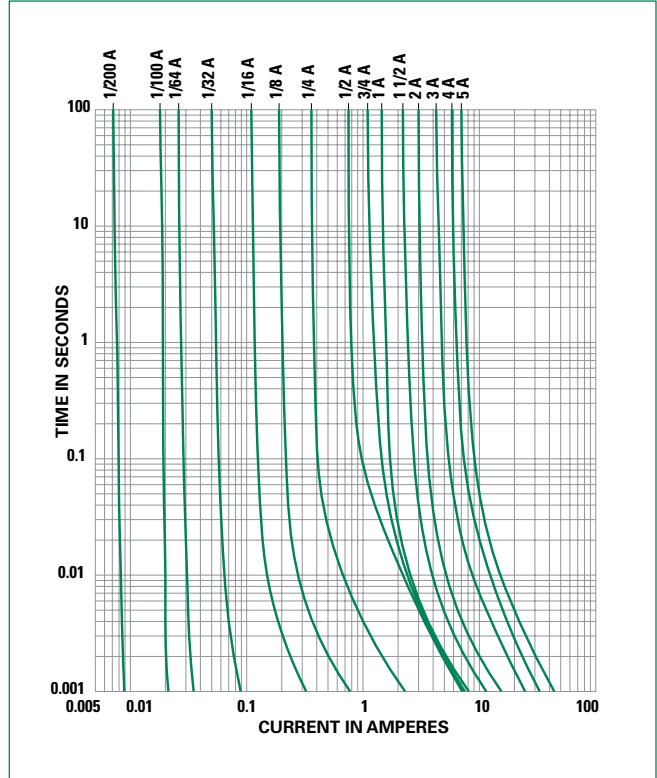
* The fuses of 4A and 5A for 272 and 278 Series are obsolete.

Temperature Re-rating Curve

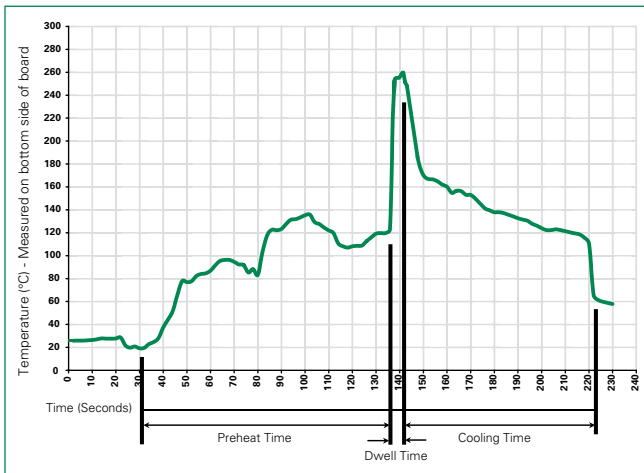


Note:
1. Derating depicted in this curve is in addition to the standard derating of 25% for continuous operation.

Average Time Current Curves



Soldering Parameters - Wave Soldering



Recommended Process Parameters:

Wave Parameter	Lead-Free Recommendation
Preheat: (Depends on Flux Activation Temperature)	(Typical Industry Recommendation)
Temperature Minimum:	100° C
Temperature Maximum:	150° C
Preheat Time:	60-180 seconds
Solder Pot Temperature:	260° C Maximum
Solder Dwell Time:	2-5 seconds

Recommended Hand-Solder Parameters:

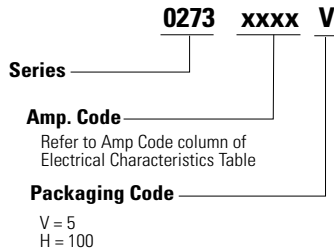
Solder Iron Temperature: 350° C +/- 5° C
Heating Time: 5 seconds max.

Note: These devices are not recommended for IR or Convection Reflow process.

Product Characteristics

Operating Temperature:	273 and 279: -55°C to +85°C; 272 and 278: -55°C to +125°C
Fuses to MIL SPEC	Military QPL type (FM02). To order, change 273 to 274.
Materials	272 and 278 series cap: Nickel Plated Brass 273, 274 and 279 series cap: Mirror polished Polycarbonate Base: R-4 Ryton Pins: Tin Plated Copper
Product Marking	Current and voltage ratings stamped on cap

Part Numbering System



Additional Information



**Datasheet
272 Series**



**Datasheet
273 Series**



**Datasheet
274 Series**



**Datasheet
278 Series**



**Datasheet
279 Series**



**Resources
272 Series**



**Resources
273 Series**



**Resources
274 Series**



**Resources
278 Series**



**Resources
279 Series**



**Samples
272 Series**



**Samples
273 Series**



**Samples
274 Series**



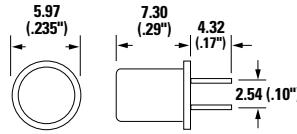
**Samples
278 Series**



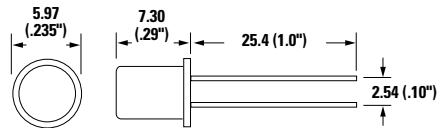
**Samples
279 Series**

Dimensions

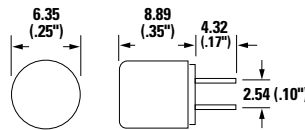
272 000 Series
(Short Lead, Metal Cap)



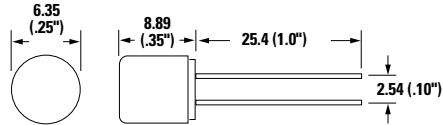
278 000 Series
(Long Lead, Metal Cap)



273 000 and 274 000 Series
(Short Lead, Clear Plastic Cap)



279 000 Series
(Long Lead, Clear Plastic Cap)



NOTE: Amperage and voltage rating stamped on cap.
Leads are tin plated copper; .025" diameter.

Packaging

Packaging Option	Packaging Specification	Quantity	Quantity & Packaging Code
Bulk	N / A	5	V
Bulk	N / A	100	H

*Only V-pack version for low current rating from 0.002 - 0.062 (A) and for 274, 278, 279 Series

OUR CERTIFICATE

DiGi provide top-quality products and perfect service for customer worldwide through standardization, technological innovation and continuous improvement. DiGi through third-party certification, we stricly control the quality of products and services. Welcome your RFQ to

Email: Info@DiGi-Electronics.com



Tel: +00 852-30501935

RFQ Email: Info@DiGi-Electronics.com

DiGi is a global authorized distributor of electronic components.